



Cite this: DOI: 10.1039/d4gc00784k

Beyond 2,5-furandicarboxylic acid: *status quo*, environmental assessment, and blind spots of furanic monomers for bio-based polymers†

 Mattia Annatelli,^{‡a} Julián E. Sánchez-Velandia,^{‡b} Giovanna Mazzi,^{‡a} Simão V. Pandeirada,^c Dimitrios Giannakoudakis,^{id d} Sari Rautiainen,^{id e} Antonella Esposito,^{id f} Shanmugam Thiyagarajan,^{id g} Aurore Richel,^{id h} Konstantinos S. Triantafyllidis,^{id d} Tobias Robert,^{id i} Nathanael Guigo,^j Andreia F. Sousa,^{id c,k} Eduardo García-Verdugo^{id *b} and Fabio Aricò^{id *a}

Since 5-(hydroxymethyl)furfural (HMF) has been labelled as the “sleeping giant” of the bio-based platform-chemical realm, numerous investigations have been devoted to the exploitation of this versatile molecule and its endless chemical transformations into novel monomers for producing bio-based polymers. However, beyond 2,5-furandicarboxylic acid (2,5-FDCA), little attention has been devoted to key aspects that deserve being addressed before bringing forward other HMF-derivatives into the bio-based plastic market, *i.e.*, procedures, scaling-up of the syntheses, products’ purification, physical–thermal properties, and above all green metrics (sustainability/greenness of procedures). This critical review focuses on the most investigated derivatives of HMF beyond 2,5-FDCA, assessing their exploitation as monomers for bio-based polymers. HMF-derived compounds have been classified according to their functionalities, *i.e.*, aldehyde-, diol-, polyol-, amine-, acid-, ester-, carbonate-, acrylate-, and epoxy-based monomers. The related synthetic approaches are discussed, evaluating the sustainability of the procedures reported so far, based on green metrics such as the environmental factor (E-factor) and the process mass intensity (PMI). For each family of HMF derivatives, their use as monomers for the synthesis of bio-based polymers has been addressed, taking into consideration the efficiency of the polymerisation reactions, the physical–chemical and thermal properties of the resulting bio-based polymers, as well as their biodegradability if applicable. The overall picture that emerges is that much has been achieved for the synthesis of furan monomers; however, many obstacles still need to be overcome prior to massively introducing these compounds into the bio-based plastic market. Hopefully, the data reported in this review will shed light on the goals achieved so far, and on some critical issues that must still be tackled in the short- or medium-term for a more sustainable and however efficient industrial process.

Received 14th February 2024,

Accepted 30th April 2024

DOI: 10.1039/d4gc00784k

rsc.li/greenchem
^aDepartment of Environmental Sciences, Informatics and Statistics, Ca' Foscari University of Venice, Scientific Campus Via Torino 155, 30170 Venezia Mestre, Italy. E-mail: fabio.arico@unive.it

^bDepartment of Inorganic and Organic Chemistry, University Jaume I, Avda Sos Baynat s/n, E-12071-Castellon, Spain. E-mail: cepeda@uji.es

^cCICECO – Aveiro Institute of Materials, Department of Chemistry, University of Aveiro, 3810-193 Aveiro, Portugal

^dDepartment of Chemistry, Aristotle University of Thessaloniki, University Campus, P. O. Box 116, GR-54124 Thessaloniki, Greece

^eVTT Technical Research Centre of Finland Ltd, P. O. Box 1000, FI-02044 VTT Espoo, Finland

^fUniv. Rouen Normandie, INSA Rouen Normandie, CNRS, Groupe de Physique des Matériaux UMR 6634, F-76000 Rouen, France

^gWageningen Food & Biobased Research, Wageningen University and Research, P. O. Box 17, Wageningen, 6700 AA, The Netherlands

^hLaboratory of Biomass and Green Technologies, University of Liege – Gembloux Argo-Bio Tech, Passage des Desportés, 2, B-5030 Gembloux, Belgium

ⁱFraunhofer Institute for Wood Research, Wilhelm-Klauditz Institute WKI, Bienroder Weg 54E, Braunschweig, Germany

^jUniversité Côte d'Azur, CNRS, Institut de Chimie de Nice (ICN), UMR 7272, 06108 Nice Cedex 02, France

^kCentre for Mechanical Engineering, Materials and Processes, Department of Chemical Engineering, University of Coimbra Rua Silvio Lima – Polo II, 3030-790 Coimbra, Portugal

† Electronic supplementary information (ESI) available. See DOI: <https://doi.org/10.1039/d4gc00784k>

‡ These authors have equally contributed to the preparation of the manuscript and have to be considered as first authors.



1. Introduction

Synthetic polymers have greatly contributed to the welfare of mankind. However, the massive increase in plastic production over the last decades has led to serious environmental and health concerns, as plastic waste is being released into the environment in amounts larger than ever. As a result, microplastics can be found all over the world, even in the remotest areas, such as Antarctica. The recent finding that microplastics from our living environment eventually ended up in the human bloodstream is even more disturbing.¹

Several efforts have been advocated to reduce the waste generated from plastics, such as collecting and recycling. However, not all countries implemented efficient collecting systems, and the overall recycling rates are very low.² In addition, the depletion of mineral oil reserves, the increasing demand for plastics, and the rising costs of petroleum-based raw materials associated with the climate and energy crises, have led the plastics industry to seek alternative feedstocks from renewable sources, with the additional aim to address circularity by re-designing the chemicals and the derived materials. Consequently, and unsurprisingly, the demand for polymers from renewable resources is significantly growing; this includes both (modified) biopolymers, such as starch, cellulose and lignin, as well as bio-based polymers synthesized from bio-based monomers.

Indeed, biorefineries can process different biomass feedstocks into a variety of suitable renewable monomers, commonly referred to as bio-based platform chemicals, such as polyols, lignin-derived monomers, fatty acids, aliphatic alkanes/alkenes or aromatics/phenolics, vegetable oils, terpenes, C5–C6 sugars and their furan-based derivatives.³ Over the last 20 years, these molecules have been exploited for potential applications in the polymer field, as plastics, composites, thermosets, coatings, *etc.* As an example, hemicellulose

residues from crops (*e.g.*, oat hulls, straws, bagasse, corncobs, husks, *etc.*) or forestry exploitation (*e.g.*, birch, beech, eucalyptus, and balsa wood) contain large quantities of C5-sugar such as xylose,⁴ that upon dehydration, is converted into furfural.

The initial batch process of furfural production (*i.e.*, cooking the pentosan-rich wastes with mineral acids such as sulfuric acid) was implemented by the Quaker Oats company in 1922 and still remains one of the most employed industrial processes, even though efforts for more sustainable and efficient processes are being made. The global annual production of furfural is more than 300 kilotons per annum and about 70% of this production is located in China. The worldwide production of furfural is massively driven by its derivatization in furfuryl alcohol (more than 2/3 of the entire furfural production), and the main use of furfuryl alcohol is for producing thermoset resins to prepare high-quality foundry moulds in the metal casting industry.

Both furfural and furfuryl alcohol can polymerize into highly cross-linked network and carbon-rich polymeric structures. *Via* gas-phase oxidation, furfural can also be derivatized into C4 building blocks for polymer applications such as maleic anhydride. Producing maleic anhydride from the furfural value chain could also pave the way to a bio-based route for key monomers such as succinic acid.⁵

Derivatizing furfural into monomeric compounds suitable for polymer synthesis implies an additional step leading to, at least, two functional groups necessary for step-growth polymerization.

Biomass-derived C6 carbohydrates offer the possibility to directly reach difunctional furanic building blocks. Among them, 5-(hydroxymethyl)furfural (HMF), firstly reported in 1895, has quickly become one of the bio-based platform chemicals archetype that has been extensively investigated due to its numerous potential applications as synthon of biofuels,



Mattia Annatelli

Mattia Annatelli obtained his Master's degree in Chemistry and Sustainable Technologies from Ca' Foscari University of Venice (2019). Subsequently, he pursued and obtained a Ph.D. in Environmental Sciences (2024), under the supervision of Prof. Fabio Aricò focussing on new synthetic procedures for the synthesis of bio-based platform chemicals. He also spent a mobility period at Jaume I University (Spain). During this experience,

he learned the basics of continuous flow reactions, further enriching his scientific background. Currently, he holds the position of post-doc researcher at Ca' Foscari University, focusing on the valorization of crotonic acid.



Julián E. Sánchez-Velandia

Julián E. Sánchez-Velandia received his degree in Chemistry from Universidad Industrial de Santander (Colombia) in 2015 and completed his PhD thesis in Chemistry focusing on biomass valorization using heterogeneous catalysis in 2020 under supervision of Prof. Aída L. Villa-Holguín (Universidad de Antioquia). After two postdoctoral internships about one-pot transformations of biomass; computational chemistry; and

condensation/oxidation strategies of terpenes using heterogeneous materials, he moved to Universidad Jaume I (Spain) where he is researcher in the field of biomass transformation, cascade reactions and development of new materials for valorization of CO₂-derived compounds.



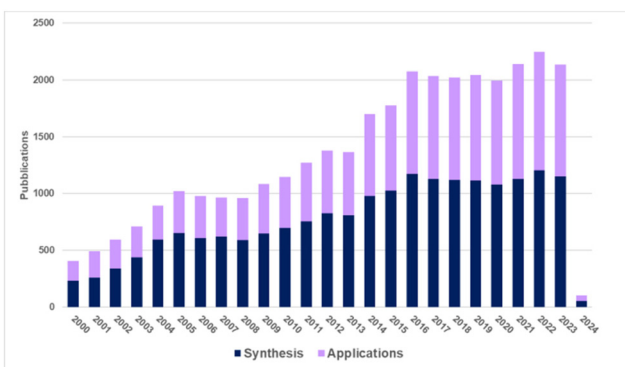


Fig. 1 Publications dealing with the synthesis and applications of furanics (according to Reaxys data collected in January 2024).

chemical intermediates, and in particular monomers for bio-based polymers (Fig. 1).⁶

HMF can be synthesized in high yield *via* dehydration of carbohydrates, acid-catalysed hydrolysis/dehydration of cellulose, and also from food waste.⁷ This molecule incorporates two functional units (on the C2 and C5 furan ring position) and an aromatic structure that renders it a versatile substrate for numerous chemical transformations. Thus, HMF and its derivatives are particularly attractive for designing polymer architectures, as these bi-functional building blocks can lead to diols, diacids, diamines, *etc.* (Fig. 2). However, HMF also encompasses some issues, such as its hydrophilic and polar behaviour that prevents its recovery from aqueous media, and a fast degradation due to the formation of dimers, oligomers and humins.⁸ As a result, the efficient production of HMF is a hot topic, and continuous work has been devoted to the development of a cost-effective synthesis, as its use as a renewable commodity requires an estimated scale-up production of 100–1000 kilo metric ton per annum.

The great interest in the exploitation of HMF is justified by the fact that it can be easily converted by oxidation into 2,5-fur-

andicarboxylic acid (2,5-FDCA), the key monomer for the synthesis of poly(ethylene 2,5-furandicarboxylate) (2,5-PEF), advocated as one of the most credible renewable alternatives to the widely used poly(ethylene terephthalate) (PET) for many applications including bottles, packaging and textiles.⁹

Although the main industrial interest in the exploitation of HMF is currently the production of 2,5-FDCA, numerous investigations have been conducted on other HMF derivatives with promising application as monomers for bio-based materials. Some examples so far reported in the literature are depicted in Fig. 2. The research effort in this field is of paramount importance, as these monomers could play a crucial role in the transition to a more sustainable bioeconomy by enlarging the scope of bio-based building blocks together with or even beyond 2,5-PEF. Even though thermoplastic polyesters have a huge range of potential applications, furan-based monomers are also valuable starting materials for other families of thermoplastic polymers (*e.g.*, polyamides) and, even among polyesters, the furan-based building-block chemicals toolbox beyond FDCA can engineer more and innovative materials. Furthermore, their use for thermosets and resins has been generally overlooked.

For example, epoxidized mono- and bis-furans are promising substitutes for bisphenol-A-diglycidylether (DGEBA), which is used on large scale to produce two-components epoxy resins (see Section 5).

To the best of our knowledge, in the field of thermosetting polyurethanes, as well as polyurethane dispersions for coatings, there are no viable bio-based alternatives to cyclic diisocyanates, such as isophorone diisocyanate (IPDI), methylenedi(phenyl isocyanate) (MDI) or toluene-2,4-diisocyanate (TDI). But cyclic building blocks could be interesting alternatives to phthalic and isophthalic acid also for other types of coatings, such as polyesters and alkyl resins, as cyclic structures significantly improve the properties of the coatings.

Despite the great effort of the scientific community in developing novel renewable monomers beyond 2,5-FDCA tar-



Giovanna Mazzi

Giovanna Mazzi has achieved her Master's degree in Chemistry at Ca' Foscari University of Venice with a thesis focused on the large-scale synthesis of 5-hydroxymethylfurfural (HMF), its microwave-assisted functionalization and on the green evaluation of its synthesis using the green metrics. After one year as research fellow in analytical chemistry in the field of aerosol pollution, she won a PhD scholarship within the same

topic and is currently working on Organic Contaminants of Emerging Concern in urban aerosol.



Simão V. Pandeirada

Simão Vidinha Pandeirada was born in Portugal, 1999. He received his bachelor's and master's degrees in Biochemistry in University of Aveiro, Portugal. He then joined the group of Prof. Andreia F. Sousa at the same University to start his PhD in 2023. He is currently working on polymers recycling through greener processes using eutectic solvents and unveiling the reaction mechanisms with computational chemistry.



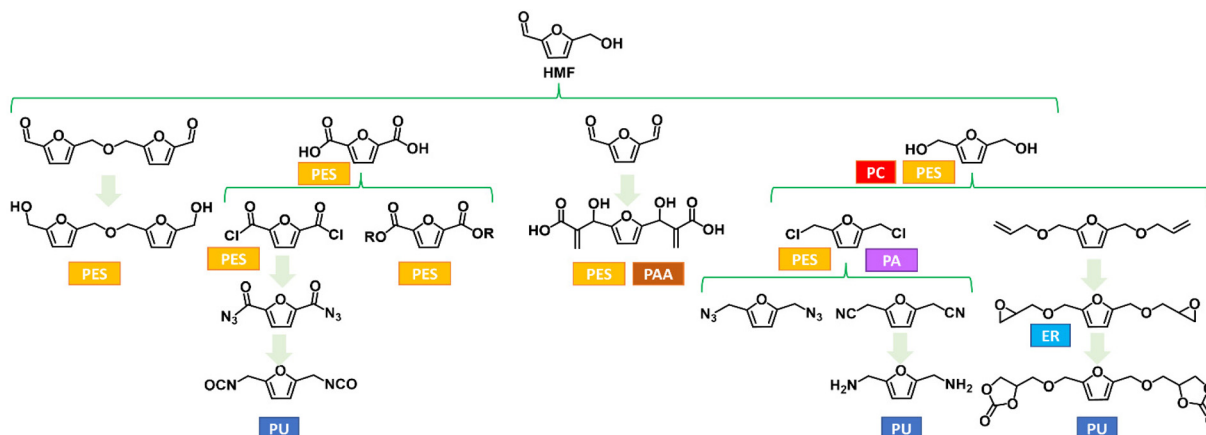


Fig. 2 Selected furanic monomers and related bio-based polymers; PU = polyurethane; PES = polyester; PA = polyamides; PAA = polyacrylate; PC = polycarbonate; ER = epoxy resin.

getting their use for polymer synthesis or even as additives, most of them still have important issues to be addressed to reach their full potential for practical applications under the boundaries of green and sustainable chemistry.

From these premises, this critical review illuminates the flourishing field of bio-based polymers by focusing on the versatile molecule of HMF, often heralded as the “sleeping giant” within the bio-based platform-chemical domain. While considerable research has explored the transformation of HMF into novel monomers for bio-based polymers, particularly spotlighting 2,5-FDCA, this review shifts focus to other HMF-derived monomers that have not received as much attention. These derivatives are pivotal for advancing the bio-based plastic market but require thorough investigation beyond their synthesis such as scalability, purification, physical-thermal properties, and importantly, green metrics evaluation.

This review aims to methodically assess the most studied HMF derivatives beyond 2,5-FDCA, examining their potential as monomers for bio-based polymers. It categorizes HMF-derived compounds based on their functional groups—ranging from aldehydes, diols, and polyols to amines, acids, esters, carbonates, acrylates, and epoxies. The synthesis of these monomers is discussed, with a keen evaluation of the sustainability of the reported procedures using green metrics.

For specific bio-based monomers, *i.e.*, HMF, DFF, BHMF, the large number of procedures reported in the literature obliged us to make a selection. Therefore, only the syntheses performed at least in gram scale (in some cases, also 0.5 gram scale) were reported. The other most representative synthetic approaches have been included in the ESI.†

It is noteworthy that most of the research focusing on the preparation of HMF and its chemical transformations, as it



Dimitrios Giannakoudakis

Dr Dimitrios A. Giannakoudakis graduated as chemist from Aristotle University of Thessaloniki (AUTH). He received his Ph.D. at the City University of New York (full scholarship), 2017. He continued as postdoc and tutor at the City College of New York and Institute of Physical Chemistry in Warsaw. Currently, he is research associate at AUTH. His research focuses on R&D of nano-engineered materials for photo/thermo/sono-catalytic biomass valorization, environmental, and energy applications. He co-authored above 120 articles (>4500 citations), 1 monograph, 6 edited-books, 17 chapters, and 4 patents. DAG is included in the 2% top-world most influential scientists for 2021/2022, Stanford list.



Sari Rautiainen

Dr Sari Rautiainen is a senior scientist at VTT Technical Research Centre of Finland focusing on catalyst and process development for valorisation of biomass into sustainable chemicals and materials. She obtained her PhD from University of Helsinki in 2016 with focus on heterogeneous oxidation catalysis. Before joining VTT, she developed catalysts for lignin depolymerisation at Stockholm University during her postdoctoral studies. Her recent work includes the upcycling of agricultural pectin-containing waste streams into monomers for polyesters and polyamides.



happens for many other bio-based platform chemicals, was mostly conducted on a small scale and/or in diluted experimental conditions. Developing multi-grams procedures to bio-based chemicals is mandatory to render these biorefinery approaches market-competitive.

Besides, the scientific community must be committed to pursue new synthetic approaches to these bio-based chemicals under the umbrella of Green and Sustainable Chemistry (GSC), for instance aiming at low E-factors¹⁰ and Process Mass Intensities (PMI),¹¹ reducing the amount of (green) solvents and avoiding toxic reagents.

Briefly, the E-factor (or E-total) calculates the kilograms of waste produced per kilograms of product. Industrial (or bench-scale) procedures can be classified into 4 classes based on the related E-factor value: oil refining (0–0.1 kg kg⁻¹), bulk chemicals (1–5 kg kg⁻¹), fine chemical (5–50 kg kg⁻¹) and pharmaceuticals (25–100 kg kg⁻¹).

PMI represents the mass of materials (reagents, catalysts and solvents) employed to produce a certain amount of product(s), taking into account also their recover and reuse.

In this view, the synthetic approaches to the most investigated bio-based furanics have been evaluated also considering these green metrics in order to assess their greenness and indicate the road to eventual improvement.

Furthermore, for each class of HMF derivative, the review also addresses their utilization as monomers in bio-based polymer synthesis, considering the efficiency of polymerization reactions, the physical–chemical and thermal properties of the resulting bio-based polymers, and their biodegradability where relevant (ESI[†]). Although significant advances have been made in synthesizing furan monomers, the data collected underscore that numerous challenges remain to be surmounted before these innovative materials can be widely adopted in the bio-based plastic market.

Thus, this review aims to provide a comprehensive overview of the on the *status quo* of the furan-based monomers and polymers and highlights the critical challenges that need addressing in the short- to medium-term to go from the laboratory scale to the (pre)industrial scale. This approach seeks to pave the way for a more sustainable and efficient process, pushing the boundaries of current bio-based polymer production toward a greener future.

2. Aldehyde-based furanics

2.1. Syntheses of 5-hydroxymethylfurfural

As highlighted in Table 1 (see also ESI; Table S.2[†] for synthesis that have E-factor/PMI > 100), HMF is probably the most extensively studied bio-based platform chemical in the last 20 years, due to its wide range of applications.⁶ Over the years, this molecule has been exploited as versatile substrate to produce a large portfolio of furanic compounds that can be used as monomers for bio-based polymers.¹²

Although HMF is not directly used as monomer for bio-based polymers, it is employed as starting compounds for most of the herein discussed furanics, thus the greenness of HMF synthetic approaches is relevant for its further chemical transformations.

HMF is commonly produced through acid-catalysed triple dehydration of hexoses, such as D-glucose and D-fructose (Scheme 1), however it has also been synthesized from oligosaccharides such as, starch, cellulose, or inulin, or through the one-pot conversion of complex lignocellulosic, amylaceous, or free sugar rich raw materials.^{27,28}

Numerous homogeneous or heterogeneous catalytic systems, combined with specific choices of solvents (single phase or biphasic media), have been systematically explored to



Antonella Esposito

Antonella Esposito was born in 1979 (Terni, Italy). She got passionate about classical studies (ancient Greek, Latin, philosophy...) until 1998, then moved to modern science. She became a Materials Engineer (University of Perugia, 2005), then moved to France for her PhD (INSA Lyon, 2008). After two-year teaching in Oyonnax, she became Maître de Conférences in Université de Rouen Normandie (2010), Groupe de Physique des

Matériaux (GPM). She investigates the relations between chemistry, microstructure and properties of (bio)polymers, and their evolution with time, accounting for molecular relaxations within complex two- and three-phase microstructures with different coupling between ordered and disordered phases.



Shanmugam Thiyagarajan

Shanmugam Thiyagarajan received his bachelor's and master's degrees in chemistry in India. He then joined the group of Prof. A. S. Nasar at the University of Madras in 2002, where he worked on synthesizing novel monomers suitable for preparing hyperbranched polymers, earning his Ph.D. in Organic-Polymer Chemistry. Later, he moved to the Netherlands to pursue his research career in the field of biomass research. Since

2009, he has been a senior scientist at Wageningen University and Research, where he is actively involved in synthesizing bio-based chemicals and materials for a wide range of applications.



Table 1 Green metrics for selected HMF synthesis^a

#	Substrate (g mmol ⁻¹)	Conc. (M)	Catalyst (mol% or wt%)	Reaction conditions ^b	Cat. reuse	Yield (%)	E-f	PMI	Ref.
1 ^c	D-Fructose (5/27.8)	0.35	[PPFPy][HSO ₄] (7.5 mol%)	B; DMSO; 100 °C, 0.5 h	10	83	39.7	4.2	13
2 ^d	D-Fructose (10/55.6)	1.39	Purolite CT275DR (5 wt%)	A; DMC/TEAB, 110 °C, 2 h	—	72 ^e	27.5	5.1	14
3 ^f	D-Fructose (5/27.8)	1.54	CO ₂ (7 MPa)	A; H ₂ O; 90 °C, 168 h	—	92	6.1	7.1	15
4 ^{g,h}	D-Fructose (2.1/11.7)	13.0	Ti/Si ₅₀₀ (10 wt%)	B; H ₂ O/TEAC; 80–100 °C, 0.75 h	—	93	13.4	14.4	16
5	D-Fructose (0.18/1)	1.00	SBA-15-SO ₃ H (15 wt%)	B; DMSO; 120 °C; 1 h	—	78	17.5	18.5	17
6	D-Fructose (20/111.1)	0.69	Amberlyst-15 (10 wt%)	B; DMC/TEAB; 90 °C, 16 h	—	70	24.6	25.6	18
7	D-Fructose (10/55.6)	0.37	Amberlyst-15 (100 wt%)	B; ACN/TEAC; 100 °C, 2.5 h	—	78	44.6	45.6	19
8 ^{h,i}	D-Fructose (10/55.6)	0.56	HCl (0.25 M)	C; H ₂ O/MIBK; 140 °C, 0.25 h	—	74	45.5	46.5	20
9 ^{h,f}	D-Fructose (10/55.6)	0.56	H ₂ SO ₄ 6.0 mol% (LiBr 0.2 mol%)	B; DMAc; 100 °C, 6 h	—	45	56.3	57.3	21
10	D-Fructose (0.4/2)	0.13	[Teim-PS][AlCl ₄] ₄ (15 wt%)	A; H ₂ O/1-octanol; 130 °C; 3 h	—	84	63.7	64.7	22
11	D-Glucose (0.4/2)	0.13	[Teim-PS][AlCl ₄] ₄ (15 wt%)	A; H ₂ O/1-octanol; 130 °C; 3 h	—	71	75.2	76.2	22
12	Sucrose (0.4/2)	0.13	[Teim-PS][AlCl ₄] ₄ (15 wt%)	A; H ₂ O/1-octanol; 130 °C; 3 h	—	64	83.7	84.7	22
13 ^j	D-Fructose (0.6/3.6)	0.28	CeP ₃ (15 wt%)	B; DMC/H ₂ O; 150 °C, 3 h	5	67	86.5	86.1	23
14 ^g	D-Fructose (1/5.6)	0.56	FeCl ₃ (10 mol%)	B; NMP/TEAB; 90 °C, 2 h	—	78	87.1	88.1	24
15 ^f	D-Fructose (1.8/10)	0.25	HBr/silica (100 mol%)	B; THF; 30 °C, 24 h	—	95	94.1	95.1	25
16	D-Fructose (20/111.1)	1.11	Amberlyst-15 (10 wt%)	B; H ₂ O/TEAB 100 °C, 0.25 h	—	91	95.4	96.4	26

^aThe metrics do not consider preparation of the catalyst. All yields are isolated, excepted where otherwise specified. ^bA = autoclave, B = batch, C = continuous flow. ^cDMSO is partially recovered. ^dExcluding purification. ^eNon-isolated HMF. ^fColumn chromatography is excluded from calculations. ^gRecovery of catalyst not included. ^hAmounts of work-up and/or purification materials are not reported. ⁱA 0.56 M aqueous solution of fructose was pumped at a rate of 0.33 mL min⁻¹ and mixed with MIBK, pumped at a rate of 1.00 mL min⁻¹, in a second flow channel. ^jCeP₃ = [(Ce(PO₄)_{1.5}(H₂O)(H₃O)_{0.5}(H₂O)_{0.5}].

increase HMF yield as the selectivity of the reaction is often low due to the concomitant formation of levulinic acid, formic acid and humins.^{29–31}

Table 1 depicts some illustrative – although not exhaustive – approaches reported for the synthesis of HMF from different carbohydrates (D-fructose, D-glucose and sucrose), either in batch or under continuous flow conditions including lab-scale procedure and commercial/prototype-scale.^{32,33}

High HMF yields were achieved starting from D-fructose when selecting an appropriate “catalyst–solvent” pair. The

green efficiency of the synthesis (E-factor and PMI) is significantly variable, ranging from 6 to more than 600 when ionic liquids are used as solvents.

Generally speaking, this chemical transformation requires mild conditions and thus apparently the synthesis is quite sustainable, however in most of the reported trials the catalyst and solvent used were not recycled. Only in two examples, *i.e.*, where ionic liquid [PPFPy][H₂SO₄] (#1, Table 1) and [BMIM][Cl]/sulfuric acid (#11 and #12, Table S2†) were used, it was investigated the stability and robustness (>10 reuses) of

**Aurore Richel**

for the polymer sector, formulation of novel biomass-energy solutions, and the enhancement of lignin for high-value applications.

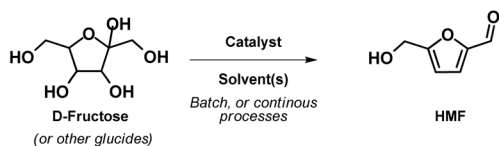
Aurore Richel is a Full Professor at the University of Liège (Belgium), where she focuses on research and education in the chemistry of renewable resources and associated technologies. Dr Richel is actively engaged in over 15 national and international projects centered on bioenergy and bioproducts production. Her work encompasses innovative pretreatment protocols for lignocellulosic materials, extraction of platform chemicals

**Konstantinos S. Triantafyllidis**

nanocomposites, conventional and bio/waste-refining to fuels and chemicals, and green chemistry and technology. He serves as delegate of Association of Greek Chemists to “EuChemS/Division of Green and Sustainable Chemistry” and is appointed as National Representative to “Interdivisional Committee on Green Chemistry for Sustainable Development” of IUPAC.

Konstantinos Triantafyllidis is Full Professor at the Department of Chemistry, Aristotle University of Thessaloniki, Greece, with undergraduate and PhD studies at the Department of Chemistry, University of Ioannina, Greece, postgraduate training at SHELL, Amsterdam, and post-doctoral work at Michigan State University, USA. His research interests focus on heterogeneous catalysis, porous and metal/oxides nanomaterials, polymer





Scheme 1 D-Fructose triple dehydration to form HMF.

the catalytic system for the synthesis of HMF from D-fructose. As a result, the use of [PPFPy][H₂SO₄] led to the best PMI (4.2) among the reported procedure. Similar PMI value was achieved using commercially available Purolite as catalyst and a dimethyl carbonate (DMC) tetraethylammonium bromide (TEAB) solvent system (#2, Table 1).

Numerous procedures employed biphasic systems, since for laboratory scale reactions, represent the most convenient way to recover HMF from the reaction mixture (#4, #6–8, #10–13, #14 and #16, Table 1).

Among these procedures, the more efficient in term of E-factor (#3, Table 1) was achieved by Motokucho and co-workers when 7 MPa of CO₂ was used. It is well-known that CO₂ together with water at higher pressure and temperature can be converted into carbonic acid capable to perform chemical transformations. The use of CO₂ is very interesting since this molecule is the apparent catalyst of the reaction and its use represent a rational application of greenhouse gas for valorisation of biomass decreasing the apparent emissions. However, the greenness of the process may be compromised by the necessity of long reaction times and the energy-intensive and costly nature of high-pressure conditions.

The use of Ti/Si₅₀₀ (#4; Table 1) and mesoporous silica (#5; Table 1) also resulted in good values of E-factor and PMI for the D-fructose conversion into HMF. In both cases, high yields of the desired product (>70%) were achieved in short reaction time (1 h). Although it should be mentioned that the use of

DMSO as the solvent in the procedure of Gu and co-workers would affect the eventual recovery of the synthesized HMF.¹⁷

Considering the bench scale reaction E-factors is still in the range of fine chemical, *i.e.*, 5–50 kg waste per kg of product. However, the values of PMI are significant lower indicating an increasing attention in recycling of the reagents and or solvents.

When considering the industrial production of HMF, it should be mentioned that multiple patents have been filed. Indeed, the industrial production of this molecule can be carried out either in batch or continuous mode, using reactors with specific configurations (tank, pipe, fluidized-bed reactors).

D-Fructose remains the most employed starting substrate for commercial-scale production, owing to its high yields of HMF. The choice of operating conditions, as well as the nature of catalyst and solvent, varies from one industry to another.³² Since 2014, AVA Biochem produces HMF at a commercial scale *ca.* 300 tons per year. However, due to the absence of commercial large-scale plants, the price of HMF remains quite high (Merck price being 5980 € per kg).

The selection of feedstock for the synthesis of HMF also holds considerable importance, particularly for potential industrial applications where the cost of the initial materials greatly influences the economic viability of the process. It is noteworthy that a significant portion of HMF synthesis research begins with D-fructose due to its more straightforward conversion pathway. However, the efficiency and the pathways of these reactions can vary substantially, presenting a range of challenges.

The process of converting glucose to HMF is notably more complex compared to that of D-fructose. It requires an initial step of isomerizing, followed by the dehydration of fructose to form HMF. This two-step method is generally less efficient due to the additional steps involved and the side reactions that can



Tobias Robert

Tobias Robert is working as scientist at the Fraunhofer WKI in Braunschweig, Germany. His research interests involve the synthesis of bio-based polymers and polymer resins and the use of UV-curing polymers for inks and 3D-printing. In addition, he is interested in the material use of bio-based side-products.



Nathanael Guigo

Dr Nathanael Guigo is associate professor within the Institut de Chimie de Nice at Université Côte d'Azur (FR). He is specialized in physical chemistry of polymers with a peculiar interest on sustainable polymeric materials (e.g. preparation and characterization of biobased polymers) within a circular approach. N. Guigo has focused his research in the synthesis and characterization of furanic thermosets including resins and composites from polyfurfuryl alcohol and humins from biorefineries. He has also worked on understanding the behavior of furanoate polyesters. N. Guigo is the Vice-Chair of the COST Action FUR4Sustain.



occur. Moreover, the isomerization of glucose to fructose is optimally performed with a basic catalyst, whereas the dehydration of fructose to HMF requires an acidic catalyst.

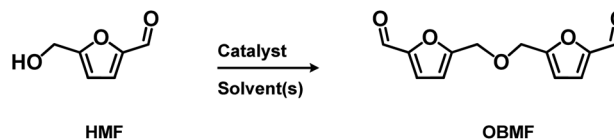
As a result, yields of HMF obtained from D-glucose, inulin, cellulose, or lignocellulosic feedstocks (such as sugarcane bagasse, wheat straws, and corn stover) are typically lower than those from fructose under similar conditions (#11 and #12; Table 1).

The moderate yields reported in these cases stem from the multi-step transformation that involves the isomerization of glucose into fructose, which is sometimes preceded by a preliminary hydrolysis step if the starting matrix is a polysaccharide, such as cellulose or inulin. Consequently, the E-factors for these processes are often higher than those calculated for the direct and one-step production of HMF from D-fructose under comparable conditions.

To address these challenges, it is necessary to develop more efficient systems capable of processing glucose at higher concentrations. This could involve several strategies, such as the innovation of catalyst development to discover more effective bifunctional catalysts capable of performing both the isomerization of glucose to fructose and the subsequent dehydration of fructose to HMF. Moreover, optimizing the reaction conditions and selecting appropriate solvent systems are critical for improving the overall efficiency and yield of HMF from glucose. By concentrating efforts in these areas, significant progress can be made towards enhancing the synthesis of HMF and related bio-based monomers, thereby increasing their economic viability for industrial applications.

2.2. Syntheses of 5,5'-[oxybis(methylene)]bis-2-furfural (OBMF)

5,5'-[Oxybis(methylene)]bis-2-furfural (OBMF) is an attractive molecule (see Table S.1† for thermal properties) for polymers,



Scheme 2 HMF self-etherification.

known for its ability to act as a precursor for some imine-based polymers exhibiting relatively high thermal properties and good electrical conductivity indicating a more stable compounds compared to HMF. However, up to date, its synthesis – mainly carried out from HMF in the presence of an acidic promoter – has been only scarcely reported⁴⁰ and mostly conducted on milligram up to gram scale.

Although some authors reported the formation of OBMF through Williamson reaction by combination of HMF and its chlorinated counterpart, the HMF self-etherification remains the most straightforward approach studied for OBMF preparation (Scheme 2).³⁴ Table 2 shows some of the most recent results obtained to produce OBMF through its self-etherification using an acid catalyst.

The most common catalyst used remains *p*-toluene sulfonic acid (PTSA), even if some acid resins, or mesoporous zeolites, are nowadays gaining interest (#3 and #10; Table 2).

The etherification is usually performed in anhydrous media or using an azeotrope to remove the water formed during the reaction. As a result, solvents employed for OBMF synthesis encompass benzene, toluene, chlorinated or trifluorinated media such as chlorotoluene, trifluorotoluene, or dichloroethane (#2–6; #8–10, Table 2). In one of the most recent procedures, dimethyl carbonate was employed as green media in combination with a Lewis acid catalyst resulting in moderate green metrics values (#7; Table 2).



Andreia F. Sousa

Andreia F. Sousa is an Assistant Researcher at CICECO, the University of Aveiro Institute of Materials, Portugal, since 2020, where she leads a multidisciplinary team on the design of sustainable polymers (renewable, biodegradable, recyclable & recycling), within a circular economy mind-set. Sousa is a distinguished scientist with >60 papers – 5 highly cited – accumulating over 3200+ citations. She is Associate Editor for

Reactive and Functional Polymers (Elsevier) and very recently she was distinguished as an Early Career Board member of the ACS Sustainable Chemistry & Engineering journal. She coordinates/participates in several EU projects including FUR4Sustain COST Action (CA18220).



Eduardo García-Verdugo

Prof. Eduardo García-Verdugo received his degree in 1995 at the University of Valencia, and furthered his education with a PhD in Chemistry from the University Jaume I (Spain). He is a Full Professor in Organic Chemistry and leads the Supramolecular and Sustainable Research Group at the same university. His research focuses on the integration of catalysis, polymeric materials, continuous flow processes, microreactors, bio-catalysis, and neoteric solvents to design sustainable chemical processes under the umbrella of Green Chemistry. He co-founded Proyecto Kryptonite SL and Molecular Sustainable Solutions SL, two ventures that reflect his dedication to both innovation and environmental responsibility.

and neoteric solvents to design sustainable chemical processes under the umbrella of Green Chemistry. He co-founded Proyecto Kryptonite SL and Molecular Sustainable Solutions SL, two ventures that reflect his dedication to both innovation and environmental responsibility.



Table 2 OBMF syntheses *via* self-etherification from HMF under lab-scale conditions

#	HMF (g mmol ⁻¹)	Conc. (M)	Catalyst (mol% or wt%)	Reaction conditions	Cat. reuse	Yield (%)	E-f	PMI	Ref.
1 ^{a,b}	0.2/1.6	—	Amberlyst-15 (25 wt%)	Neat; 100 °C; 0.3 h	—	51	1.6	2.6	34
2 ^{a,b}	0.06/0.5	1.00	Graphene oxide (32 wt%)	CH ₂ Cl ₂ ; 100 °C; 8 h	—	88 ^d	13.5	14.5	35
3 ^c	1/7.94	0.66	PTSA (6 mol%)	Toluene; 110 °C	—	75	15.1	16.1	36
4 ^{a,b}	1/7.94	0.44	HMZ (50 wt%)	4-Chlorotoluene; 100 °C; 2 h	—	81	26.5	27.5	37
5 ^{a,b}	0.03/0.3	0.52	Preyssler (HPAs) (60 wt%)	CH ₂ Cl ₂ ; 40 °C; 2 h	—	52 ^d	35.6	36.6	38
6 ^a	0.25/2.	0.40	Sn-Mont (40 wt%)	1,2-Dichloroethane; 100 °C; 2 h	5	89	37.1	37.6	39
7 ^{a,b}	5/39.7	0.24	Fe ₂ (SO ₄) ₃ (25 mol%)	DMC; 95 °C; 24 h	3	81	48.3	48.5	40
8 ^b	15/120	0.67	Amberlyst-15 (25 wt%)	Benzene; 80 °C; 7 h	—	61	71.5	72.5	41
9 ^{a,b}	0.3/2.5	0.18	Al-MCM-41 (10 wt%)	TFT; 100 °C; 10 h	—	97 ^d	73.0	74.0	42
10 ^{a,b}	5/39.7	0.20	PTSA (1 mol%)	Toluene; 110 °C; 12 h	—	76	92.2	93.2	43

^a Work-up materials not included. ^b Purification materials not included. ^c Reaction time not given. ^d Determined by analytical method.

Analysing the data reported in Table 2, it is evident the dominant use of common non green media as well as the moderate PMI (and E-factors) values that range from 14 to 93. The best value of PMI was achieved when the reaction was conducted in neat, although this procedure was carried out in very small scale.

The equivalent values of E-factors (13 to 92) highlight a general lack of investigations on solvent or catalyst recycling also pointing out that the status on the OBMF synthesis is still quite preliminary. In conclusion, despite the raising interest in OBMF further investigations in its synthesis should be focussed on developing greener procedures and also investigating multi-gram scale reaction. Furthermore, direct conversion of D-fructose to OBMF would be a very appealing synthetic approach to be investigated.

2.3. Synthetic approaches to 2,5-diformylfuran (DFF)

Besides the complete oxidation of HMF to FDCA, HMF partial oxidation of the hydroxyl-methyl group also leads to a value-added platform chemical *i.e.*, 2,5-diformylfuran (DFF) or furan-2,5-dicarbaldehyde according to the IUPAC nomencla-

ture.⁴⁴ Over the last 10 years, DFF has been at the center of intensive research in consideration of its potential use for the synthesis of a wide-range of chemicals and materials such as antifungal agents, pesticides, pharmaceuticals/drugs, organic contactors and furan-containing polymers.⁴⁵

An important physicochemical difference between HMF and DFF is that the latter is hydrophobic due to its low-polarity, and hence insoluble in water but soluble in various organic solvents. This property renders DFF isolation/purification easier compared to HMF. In addition, DFF is stable upon long exposure to air or/and humidity without being oxidized or di-/polymerised. This is an important aspect for storage and transportation of the biomass derived furanics, especially considering HMF instability (ESI, Table S.1†). Hence, the direct production of DFF from biomass by one-pot approaches is among the most active research within furanics.

The formation of DFF starting from cellulose – or other carbohydrates/polysaccharides, like sucrose, D-fructose, D-glucose – by one-pot two-steps approaches using metal-based catalysts and acidic reagents have also been extensively studied.⁴⁵ Most of the research has been focused on the hydrothermally catalytic conversion of D-fructose to DFF, where in the first step the acidic dehydration of fructose to HMF takes place (in inert atmosphere), followed by the selective oxidation to DFF under oxygen atmosphere.

As depicted in Scheme 3, D-fructose can be obtained by isomerization of glucose that is in turn produced from cellulose. Alternative carbohydrates/polysaccharides were also studied as feedstock for the one-pot conversion to DFF, such as sucrose, although to a limited extend.

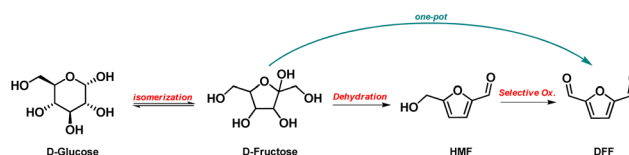
In general, DMSO is the predominately employed solvent for the one-pot conversion of D-fructose to DFF, since it can promote the formation of HMF and, in addition, it can also



Fabio Aricò

Fabio Aricò is an associate professor of Organic Chemistry at the Department of Environmental Sciences and Informatics at Ca' Foscari University of Venice (Italy) where he is leading a group working on Green Chemistry. His main research interests are green chemistry biorefinery (C5 and C6 bio-based platform chemicals) and chlorine-free reactions. He has published more than 80 scientific peer-reviewed papers and holds 3 granted patents. Fabio Aricò has also been recently awarded Experienced Chemist award by IUPAC-NHU International award for Advancement in Green Chemistry in recognition of his work on chlorine-free approaches for biorefinery development.

Fabio Aricò is an associate professor of Organic Chemistry at the Department of Environmental Sciences and Informatics at Ca' Foscari University of Venice (Italy) where he is leading a group working on Green Chemistry. His main research interests are green chemistry biorefinery (C5 and C6 bio-based platform chemicals) and chlorine-free reactions. He has published more than 80 scientific peer-reviewed papers and holds 3 granted patents. Fabio Aricò has also been recently awarded Experienced Chemist award by IUPAC-NHU International award for Advancement in Green Chemistry in recognition of his work on chlorine-free approaches for biorefinery development.



Scheme 3 Synthesis of DFF.



stabilize HMF. This was explained by Caratzoulas and co-workers based on the increase of HMF LUMO energy upon solvation with DMSO, and hence being less vulnerable to nucleophilic attack responsible for hydration and formation of humin.⁴⁶ In addition, DMSO can play a key catalytic role as elucidated by Laugel *et al.*, while using other solvents, like *p*-tolyl sulfoxide, DMF, di-*n*-butyl sulfoxide, or methyl phenyl sulfoxide, the HMF conversion was negligible or even zero under the same conditions.⁴⁷

The synthesis of DFF starting from D-fructose was triggered in 2003, when Grushin *et al.* reported the first one-pot, two-steps approach for this chemical transformation (#5; Table 3).⁴⁸ In this work, DFF was achieved in 41% yield starting from D-fructose (1.0 g) using a Dowex-type ion-exchange resin and DMSO as solvent in the presence of either a Brønsted acid catalysts (H₃PO₄ or H₂SO₄) or lanthanide salts for the HMF formation, while its subsequent oxidation to DFF was catalysed by vanadium-based catalysts at 150 °C. DFF was isolated by vacuum sublimation, followed with Soxhlet extraction using cyclohexane, reaching purity >99%. A crucial drawback was the formation of Me₂S and MeSO₂ that have an unpleasant smell. These by-products were neutralized/oxidized by passing the outgases through bleach (NaOCl). The E-factor of this process is very high (146.1) because of the purification procedures employed. Nevertheless, other parameters like the used amount of water and silica were not factored in since no details on the amounts were reported.

More recently, Chauhan and co-workers reported a similar approach using up to 20.0 g of D-fructose in the presence of a commercial sulfonated polystyrene based Amberlite (IR120 H) alongside KBr and DMSO as media (#1; Table 3).⁴⁹ DFF yield was 73% after extraction with ethyl acetate and diethyl ether solution. It should be mentioned that Amberlite was recovered and regenerated. Evaluation of the green metrics E-f and PMI indicated that this procedure is the most efficient among the

one reported although it was not possible to evaluate the required volume of extraction medium since this information was not mentioned in the publication.

In other reported procedures custom-made catalysts were mostly used, *i.e.*, vanadium-doped g-C₃N₄ (#2; Table 3),⁵⁰ sulfonated 2-dimensional covalent organic framework (TFP-DAB) (#3; Table 3)⁵¹ and Mo-V containing Keggin HPA (#4; Table 3).⁵² Related PMI values were always quite high also considering that in some cases DFF was not isolated.

An interesting procedure employ a metal-free catalytic system (#6; Table 3)⁴⁷ where DMSO/halide (as salts or acids) system can promote the formation of DFF; best results were achieved using NaBr.

The obtained DFF yield was of 67% (50% isolated DFF yield). Considering the DFF extraction/purification, the PMI and E-f value are ultimately very high. In this case optimization of the purification procedure might largely reduce these values, in fact when the amount of EtOAc and water used for DFF isolation was not considered in the calculation the resulting E-f value was 28.3.

The thermo-catalytic one-pot approaches discussed are intriguing, however they typically necessitate high temperatures, prolonged operational durations, and, in certain instances, elevated pressures and gas inputs. Given these considerations, future research on this synthetic methodology should aim to mitigate these challenges.

An alternative approach to increase the sustainability and economic feasibility of this chemical transformation could be employing photochemistry.

In fact, Hu *et al.* demonstrated that by using HBr in DMSO in a two-step process 80% DFF yield was achieved.⁵³ Bromide and the photogenerated O₂^{•-} anion radicals were responsible for the photocatalytic partial oxidation of HMF (#7; Table 3). The calculated E-f value is 120.2, but without evaluating separ-

Table 3 Selected example of D-fructose conversion into DFF

#	D-Fructose (g mmol ⁻¹)	Conc. (M)	Catalyst (mol% or wt%)	Reaction conditions	Cat. reuse (%)	Yield (%)	E-f	PMI	Ref.
One pot, hydrothermal									
1	20/111.1	0.69	Amberlite IR 120 H 25 wt%	KBr, DMSO; 120 °C, 12 h	7	73 ^a	21.2	21.7	49
2	0.2/1.11	0.56	V-g-C ₃ N ₄ (H ⁺) 50 wt%	(i) N ₂ , DMSO; 120 °C, 2 h; (ii) O ₂ 1 bar, 130 °C, 6 h	6	45 ^b	39.3	38.7	50
3	0.05/0.3	0.28	TFP-DABA 10 mol%	KBr, DMSO; 100 °C, 12 h	—	65 ^b	55.1	56.1	51
4	0.4/2.22	1.31	HPMoV 7 wt%	ChCl, DMSO (65 : 35); 120 °C, 14 h	—	77 ^b	62.3	63.3	52
5	11.3/62.4	1.24	(i) BioRad AG 50W-X8 44 wt%; (ii) VOHPO ₄ , 0.5H ₂ O 5 mol%	(i) DMSO, 110 °C, 5 h; (ii) air 1 bar, 150 °C, 13 h	—	41 ^{a,c}	147.5	148.5	48
6	0.18/1.0	0.5	NaBr 18 wt%	DMSO; 150 °C, 23 h	—	67 ^{b,d} , 50 ^a	1510.7 (28.3), 2024.7	1511.7 (29.3), 2025.7	47
Two steps, hydrothermal followed by photocatalysis									
7	0.3/1.7	0.3	HBr 40 wt%	(i) DMSO, 120 °C, 2 h; (ii) O ₂ 1 atm, 80 °C, 8 h, under visible light exposure	—	80 ^b	120.2	121.2	53

^a Isolated yield. ^b Analytical yield. ^c Amount of some work-up/purification materials not included due to missing amount in the article. ^d In parenthesis are reported the values without taking into consideration EtOAc and water for extraction/purification.



ation/purification procedures. To the best of our knowledge, no further works for the one-pot photocatalytic conversion of D-fructose or other carbohydrates to DFF exist, however further investigations and optimization on this synthetic approach would be pivotal in pushing forward the greenness of this bio-based monomer.

On the other hand, the number of articles regarding the photocatalytic or photo-assisted conversion of HMF to DFF show an incremental trend in the last two decades. Some examples for best-performing procedures using water or different organics as solvents are collected in Table 4.

It can be observed that the initial HMF solution concentrations ($C_{\text{HMF,in}}$) and volumes are in the range from 0.1 to 80 mM and from 5 to 150 mL, respectively (#1–8; Table 4). Hence, the used HMF initial mass is far away from the “gram” scale. It should be considered that in these selective photo-oxidation processes, no additional chemicals are required and in most cases no heating was applied. Hence, it is very easy either to repeat the experiments many times or to upscale them to increase the final production of DFF. Even more interesting is that these materials can be used for batch application but also for continuous flow setups.

Regarding the solvent selection, the use of acetonitrile (#1; Table 4), toluene (#2; Table 4), DMSO (#3; Table 4) and trifluorotoluene (TFT) (#5; Table 4) led to higher yield of DFF compared to the trials conducted in water (#4, #7 and #8; Table 4).

Regarding PMI green metric for the photo-oxidation of HMF to DFF, the best value was 84.4 while the highest was close *ca.* 330 000 (#1 and #8; Table 4, respectively). This deviation depends predominately on the $C_{\text{HMF,in}}$ used in the above mentioned experiments. Considering that the solid catalyst can be separated by simple filtration while the main volume of the solvent can be also recovered by distillation, the very high values of the E-f can be potentially reduced.

In the overall evaluation of the process, it should be mentioned the very low energy consumption of the photocatalytic

process compared to the thermocatalytic ones. Besides, the photocatalytic methods, various thermo-catalytic ones were also reported, while few works regarding electro-, sono-, and bio-catalytic as well as microwave-based approaches⁶¹ are also available in the literature although in the scale of milligram synthesis.^{62–67} Especially in the case of electrocatalytic HMF oxidation, the goal in all cases is to achieve full oxidation to FDCA and simultaneous H₂ production by water splitting in the other electrode.⁶²

In conclusion, the main drawback in most of presented research works related to DFF synthesis is that isolation/purification of the product as well as purification/regeneration of the used solvents and/or catalysts were rarely addressed. Furthermore, in some cases the use of additional reagents led to unclear side-effects. For instance, the use of strong acids like HCl or H₂SO₄ for the homogeneous conversion of D-fructose induce difficulties for purification of the products, solvents, and recycling/poisoning the catalyst. Analogous problems arisen using Amberlyst-15, that requires separation prior the oxidation step, while DMSO-derived compounds affect the process towards DMSO recycling and DFF purification.⁴⁷

In general, further oxidation of DFF can also take place, leading to the formation of products mixture that complicate the DFF separation/purification process. The formation of DFF oxidized products is generally promoted at higher temperature and by tuning the solvent, hence these parameters among other should be always properly optimized.⁶⁸ It should be mentioned that due to D-fructose dehydration to HMF, the water formed can lead to unselective reactions. In many cases it was also noted the gradual reduction of catalyst performance because of formation of side-products such as humins. The regeneration of catalysts requires high amount of energy, as mentioned by Yang *et al.* in the case of Ce–Mo mixed oxides catalyst, were regeneration required calcination at 600 °C.⁶⁹

Table 4 Photocatalytic conversion of HMF to DFF^a

#	HMF (g mmol ⁻¹)	Conc. (M)	Catalyst (wt%)	Light source	Reaction conditions	Cat. reuse	Yield ^a (%)	E-f ^b	PMI ^b	Ref.
1	0.25/2.0	0.1	CdS QDs/Ch 20	Light source 100 mW cm ⁻²	O ₂ 10 mL min ⁻¹ , ACN; 20 °C, 10 h	5	79	83.7	84.4	54
2	0.06/0.5	0.05	Au–Ru/rGO 63	300 W Xe lamp 0.5 W cm ⁻²	O ₂ 5 bar, toluene; 80 °C, 8 h	5	91	150.4	150.5	55
3	0.02/0.1	0.03	HBr 40	Tungsten-bromine lamp 35 W	O ₂ 1 bar, DMSO; 80 °C, 8 h	—	89	378.7	379.7	53
4 ^c	0.01/0.1	0.01	CTF–Th@SBA-15 8	Blue LED lamp 460 nm, 65 mW cm ⁻²	O ₂ , H ₂ O; r.t., 30 h	4	56	1432.1	1431.7	56
5	0.006/0.05	0.005	MXene/g-C ₃ N ₄ 1587	Visible light	Air, TFT; r.t., 10 h	4	90	2128.1	2111.1	57
6	0.001/0.01	0.0005	MnO ₂ nanorods 1587	InGaN based single chip LEDs 375 nm	CAN, r.t., 6 h	—	98	12 903.3	12 904.3	58
7 ^c	0.009/0.08	0.0005	g-C ₃ N ₄ 5291	Solar light	O ₂ , H ₂ O; 39 °C, 4 h	4	49	33 614.5	33 604.3	59
8	0.0001/0.0005	0.0001	Bi ₂ WO ₆ /mpg-C ₃ N ₄ 79 365	Xenon lamp 300 W, λ > 400 nm	O ₂ 10 mL min ⁻¹ , H ₂ O; r.t., 8 h	5	50	330 672.3	329 060.4	60

^a All yields are determined *via* analytical methods. ^b Values without considering possible isolation/purification of DFF, separation of the solid catalyst and separation/purification of solvent(s). ^c Unknown amount of O₂ employed.



2.4. Bio-based polymers from aldehyde furanic monomers

Due to their high reactivity, aldehyde functions are very attractive for designing polymeric structures. As an example, under reductive coupling, DFF can lead to the formation of polypinalcols.⁷⁰ However, the stiffness of the furanic units does not allow reaching high molecular weight as it is also observed for the reductive coupling of terephthalaldehyde.

Bio-based furan dialdehydes have been exploited for preparing dynamic covalent polymeric networks based on imine bonds ($-\text{CH}=\text{N}-$) obtained by condensing the corresponding aldehyde groups with different polyamine end-groups (Fig. 3).⁷¹ The synthesis of condensation polymers between DFF and different amines was first reported in the nineties.^{72,73} However, furan-based dialdehydes high cost and availability have hindered their development. The plethora of new synthetic methods (see Section 2.3) for the preparation of furan-based aldehydes may pave the way for developing further their use for the synthesis of novel polymers. In fact, materials based on furanic dialdehydes present a unique set of properties in comparison with traditional furanic polymers; the dynamic nature of imine functional groups allows them to be rearranged under external stimuli, such as temperature, pH or light irradiation.⁷⁴ This dynamic nature has a deep implication not only in the intrinsic properties of the material but also in their reusability and recyclability enabling, under certain conditions, thermoset-like architectures to be reprocessed or recycled potentially increasing their sustainability and reducing end-of-life plastic waste. Thus, they can be classified as materials to bridge the gap between thermosets and thermoplastics by combining the advantages of both worlds.

The condensation of the aldehydes and amines can be performed in solution generally yielding to the precipitation of the polymer or alternatively under solvent-free conditions (ESI; Table S.12†).

The nature of the polymers highly depends on the type of amine used, besides, by controlling the ratio of dialdehyde diamine, these Schiff base macromolecules can yield telechelic polymers with either $-\text{CHO}$ or $-\text{NH}_2$ functional groups. These

reactive end-groups can also be exploited for the synthesis of more complex polymeric networks by post-functionalization or cross-linking.

It should be mentioned that the dynamic nature of the imine form results in the linear chains of different lengths as the thermally favoured products, but the condensation can also lead to a small fraction of cyclic oligomers.⁷⁵

Kenichi Kasuya *et al.* has synthesised furan-based poly (Schiff base) by polycondensation of dimeric 2,2'-bifuran (BiFur) with different diamines (1,2-ethylenediamine, 1,3-propanediamine, 1,4-butanediamine, 1,5-pentanediamine, 1,6-hexanediamine and *p*-phenylenediamine) in absence of the solvent or using *m*-cresol as solvent at 140 °C for 6 h.⁷⁶

Bifurfural – namely 2,2'-bifuran – was prepared from furfural in 60% yield by oxidative homocoupling catalysed by palladium acetate. The DSC traces reveal that the T_g of poly(Schiff base)s depended on the length of the alkyl of the aliphatic diamine decreasing with the increase of the alkyl length, whereas the material derived from aromatic amine did not exhibit any T_g . The ¹H NMR, IR, and MALDI-TOF-MS spectra of the poly(Schiff base)s revealed the presence of thermally stable cyclic structures as a result of the dynamic nature of the imine group. These cyclic structures act as plasticizers that affect the mechanical properties differently. The polymers were moldable at 120 °C, and the molded films presented good mechanical properties being tough to bend and strong with Young's moduli around 1 GPa.

Avérous *et al.* have developed 100% renewable vitrimer elastomeric film materials obtained by casting and curing at 120 °C different mixtures of 2,5-furandicarboxaldehyde and different bio-based diamine and triamine prepared from fatty acids (commercialised as Priamine 1071 by Croda) in THF in the absence of a catalyst.⁷⁷ An excess of amines with respect to the DFF 1 : 1.2 molar ratio was used to get faster stress relaxation times. The swelling of the films was tested by immersing them for two days at 25 °C in different solvents (THF, EtOH and DMF). The polyimine, although it swelled in the organic solvents, remained insoluble after a prolonged time of up to several months. The reversible nature of the polymeric

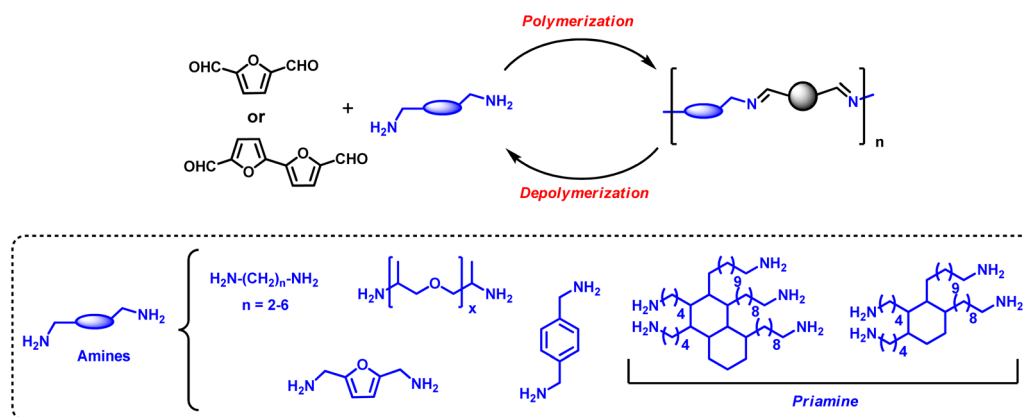


Fig. 3 Bio-based poly-furanic imines using furan based dialdehydes.



network was probed by exposing the material to an excess of butylamine in THF at room temperature resulting in its complete dissolution and total depolymerisation of the network. This opens the possibility of recycling the polymer under controlled conditions.

Indeed, the properties of the polymer reprocess throughout the successive recycling steps by dissolution and repolymerisation remained almost unchanged with an elongation at break ranging from 24 to 21%, a Young's modulus from 4.4 to 5.1 MPa, and a stress at break ranging from 0.69 to 0.73 MPa.

Different vitrimers can be prepared by changing the 2,5-furandicarboxaldehyde/amine ratio together with the type of diamine (Jeffamine D-230, D-400 or D-2000) or triamine (Jeffamine T-403) employed. By adjusting the composition, a set of polymeric networks having similar chemical structures, but varying crosslinking densities were obtained.⁷⁸ The crosslinking density was found to have a drastic influence on the relaxation time, which can decrease by a 20-fold factor when it is reduced. This point is highly relevant because the control of the relaxation time of vitrimers is key to facilitating their recycling or processing by common industrial techniques such as extrusion. For the more crosslinking systems an increase in mechanical properties was also observed. This phenomenon could be attributed to an increase in the vitrimer crosslinking density, caused by the multiple processing cycles, which raises the stiffness after each healing step.

The furanic rings of the polymer-imine vitrimers obtained by condensation 2,5-furandicarboxaldehyde and oligo-etheramine (Jeffamine D400, $M_n \approx 430 \text{ g mol}^{-1}$) can also be exploited to design crosslinked covalent adaptable networks by Diels–Alder reactions.⁷⁹ The two electron-donating imine groups provide the furan ring with suitable reactivity leading to extremely fast crosslinking with maleimide groups of 4,4'-methylenebis(*N*-phenylmaleimide) used as crosslinked agents. These materials exhibit tuneable physical properties depending on the amount of bismaleimide used for crosslinking. Increasing the crosslink density leads to an increase in the T_g , tensile strength, and Young's modulus. Besides, the combination of different types of dynamic linkages as well as their potential synergistic effect opens the possibility of a fast reprocessability of the polymeric network at low temperatures and a preservation of their mechanical properties.

Conjugated Organic Polymers (COPs) were also prepared by coupling 2,5-furandicarboxaldehyde with pyrrole. The resulting porphyrinic structure can particularly be efficient for removing CO₂ or radioactive iodine (with a capture capacity adobe 650 mg g^{-1}).⁸⁰

3. Diol- and polyol-based monomers

This section focuses on the synthesis of diols and polyols primarily derived from HMF. These furanic-based alcohols can be utilized in the creation of innovative polymers, offering an alternative to traditional alcohols such as 1,4-butanediol or 1,6-hexanediol. The incorporation of the furanic ring may

provide the resulting polymers with distinct characteristics in terms of enhanced structural properties.

3.1. Synthetic approaches to 2,5-bis(hydroxymethyl)furan

2,5-Bis(hydroxymethyl)furan (BHMF) is one of the most investigated furanic monomer since it can be easily prepared *via* HMF hydrogenation. A number of synthetic strategies have been developed in order to selectively promote hydrogenation avoiding eventual hydrogenolysis, *i.e.*, elimination of the oxygen-containing moiety, of this molecule.^{81,82}

Table 5 (see also ESI; Tables S.3 and S.4†) report the main procedures to BHMF published in scientific journals and patents categorized according to the synthetic approach used and ranked according to the best PMI values.

BHMF main synthetic approaches include (i) Cannizzaro reaction (#1 and #2; Table 5); (ii) hydrogen transfer reaction (#3–8; Table 5) and (iii) metal catalysed selective hydrogenation (#9–15; Table 5). Other syntheses include integrated approaches starting from carbohydrates (mainly *D*-fructose, #16 and #17; Table 5) and some miscellaneous procedures such as DFF reduction (Scheme 4).

Cannizzaro reaction (Cann.) is a base-induced aldehyde disproportionation where an aldehyde acts as a hydride donor towards a second aldehyde molecule (acceptor). When HMF is used as substrate, BHMF and 5-hydroxymethylfuranic acid (HMFA) (Scheme 4) form as products; the latter being also an interesting monomer for bio-based polymers.

In the procedure reported by Afonso and co-workers the reaction starting from 12.0 grams of HMF, BHMF was isolated *via* organic solvent/water extraction. PMI and E-factor were moderate (#2; Table 5) also considering that catalyst recycle was not viable.⁸³

Metal catalysed hydrogen-transfer (CHT) reaction employs alcohols – generally isopropanol – as hydrogen donors. According to the catalyst used and to the reaction conditions, the reaction can occur *via* direct hydrogenation transfer or metal hydride route. In the first pathway, hydrogen transfer occurs directly from alcohols to carbonyl groups *via* a six-membered cyclic transition state (Meerwein–Ponndorf–Verley mechanism). Meanwhile in the metal hydride route, the dehydrogenation of alcohol occurs on metallic sites to form H atoms that are then added on the carbonyl moiety.⁸¹

CHT approach has been extensively investigated for the conversion of HMF into BHMF (#3–8; Table 5; ESI, Table S.3†). Most of the procedures are based on custom-made catalyst, required high temperatures (100–170 °C), relative short reaction time (<5 hours) and they all led to BHMF in very good yield.

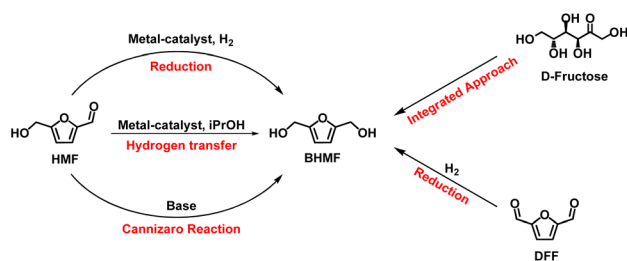
Unfortunately, all these procedures assessed BHMF yield by analytical methods without isolating the product. Considering the related E-factor and PMI values, the best synthesis so far reported is the one proposed by Rode and co-workers based on a magnesium oxide (MgO) catalyst prepared by precipitation from magnesium nitrate and potassium carbonate (#3; Table 5).⁸⁵ Even though in this work catalyst recycling was only tested on furfural reduction, E-factor and PMI resulted lower



Table 5 Syntheses of BHMf

#	Substrate (g mmol ⁻¹)	Conc. (M)	Catalyst (mol% or wt%)	Reaction conditions	Cat. reuse	Yield (%)	E-f	PMI	Ref.
Cannizzaro reaction									
1	HMF (0.1/0.79)	0.2	—	H ₂ O; NaOH; Na ₂ S ₂ O ₄ 0 °C, 1 h	—	47 ^a	18.2	19.2	84
2	HMF (12/95.16)	0.48	—	H ₂ O; NaOH; r.t., 18 h,	—	85 ^a	19.8 ^b	20.8 ^b	83
Metal catalysed hydrogen-transfer									
3	HMF (5/39.65)	0.42	MgO (10 wt%)	i-PrOH; 170 °C, 5 h	—	85 ^c	17.6	18.5	85
4	HMF (0.50/3.97)	0.40	NC-MgAlO (20 wt%)	Cyclohexanol; 220 °C, 0.5 h	5	100 ^c	19.1	19.9	86
5	HMF (0.32/2.50)	0.25	ZrPN (30 wt%)	i-PrOH; 140 °C, 2 h	—	98 ^c	25.5	26.2	87
6	HMF (0.13/0.10)	0.25	Hf-MOF-808 (10 mol%)	i-PrOH; 100 °C, 1.5 h	—	95 ^c	26.2 ^d	27.2 ^d	88
7	HMF (0.13/1)	0.20	FDCA-Hf (16 mol%)	i-PrOH; 100 °C, 5 h	—	95 ^c	33.0	33.4	89
8	HMF (0.25/2)	0.20	<i>m</i> -PhPzr (56 wt%)	i-PrOH; 120 °C, 2 h	—	93 ^c	33.8	34.8	90
Hydrogenation reaction									
9	HMF (0.5/3.97)	1.99	Pt/MCM-41 (20 wt%)	H ₂ , 8 bar; H ₂ O; 35 °C, 2 h	6	98 ^c	4.2	5.0	91
10	HMF (10/79.37)	1.59	Cu/SiO ₂ (5 wt%)	H ₂ , 25 bar; MeOH; 100 °C, 8 h	—	97 ^c	4.1	5.1	92
11	HMF (0.38/3)	1.00	Ir–ReO _x /SiO ₂ (13 wt%)	H ₂ , 8 bar; H ₂ O; 30 °C, 6 h	—	99 ^c	8.3	9.2	93
12	HMF (0.13/1)	0.52	Au/SiO ₂ (1 mol%)	H ₂ , 6 bar; i-PrOH; 2,4,6-collidine; 100 °C, 24 h	5	99 ^c	12.8	13.8	94
13	HMF (0.2/1.59)	0.79	NiRe ₂ (5 wt%)	H ₂ , 50 bar; H ₂ O; BuOH; 40 °C, 4 h	—	72 ^c	15.0	16.0	95
14 ^e	HMF (0.25/1.98)	0.99	RuCl ₂ (NNN)(PPh ₃) (0.05 mol%)	H ₂ , 10 bar; <i>t</i> -BuOK; THF; 80 °C	—	52 ^a	18.7	19.7	96
15	HMF (1.50/11.9)	0.34	Cu–ZnO (33 wt%)	H ₂ , 15 bar; dioxane; 100 °C, 2 h	—	99 ^c	24.5	25.5	97
Integrated synthetic procedures									
16	D-Fructose (10/55.6)	(i) 0.70; (ii) 0.43	Amberlyst-15 (10 wt%)	(i) TEAB, DMC; 90 °C, 16 h; (ii) NaBH ₄ , THF; r.t., 16 h	—	72	66.9	67.9	18
17	D-Fructose (3.6/20)	1.82	Iridium catalyst (0.5 mol%)	(i) DMSO, THF, HCOOH; 150 °C, 5 h; (ii) THF; HCOOH, Et ₃ N; 40 °C, flow = 2.5 mL h ⁻¹	—	71	121.9	122.9	98

^a Isolated product. ^b Amounts related to the purification of BHMf are not reported. ^c Determined product *via* analytical method. ^d Catalyst amount not included. ^e Time was not reported in the original procedure.



Scheme 4 Synthetic pathways to BHMf.

than the procedure developed by Li and coworkers where the nitrogen-doped carbon (NC)-decorated copper catalyst was recycled up to 5 times.⁸⁶ It is also noteworthy that the synthesis based on MgO catalyst is the only one – among the procedure employing the CHT approach – conducted on 5.0 grams scale of HMF. As above stated BHMf was not isolated as pure product from the reaction mixture.

In conclusion, E-factor values are generally quite high and in any case within the ones related to fine chemical productions (5–50 kg kg⁻¹).

Numerous metal-based catalytic systems have been investigated for the synthesis of BHMf *via* selective hydrogenation reaction (H); in most of the cases studied the reaction conditions are quite mild requiring a reaction temperature below 100 °C HMF (#9–15; Table 5).

Precious metal catalytic systems showed high efficiency in BHMf preparation. When Pt/MCM-41 was used as catalyst (#9;

Table 5), the reaction was conducted in aqueous media in mild conditions (35 °C for 2 h). Although no information was reported on the isolation of BHMf as pure product, the catalyst was recycled 6 times. As a result, the related PMI and E-factor values were the best among the procedures so far reported (PMI = 5.0). Similar results in terms of green metrics were achieved by Mu and co-workers that employed a less expensive Cu/SiO₂ catalytic system, obtaining BHMf in almost quantitative yields (#10; Table 5).

Few integrated synthetic procedures have been also reported (#16 and #17; Table 5) where starting from a simple carbohydrate is possible to achieve BHMf by a sequence of dehydration and reduction reaction. In these cases, as expected, the green metrics are quite high due to the more complex synthetic procedure.

In conclusion, without considering the lack of investigations on the isolation and or purification of BHMf, hydrogenation reaction seems to be the most convenient synthetic approach to this bio-based platform chemicals for their simplicity, mild reaction conditions, high yields and lower mass consumption of solvent and catalyst. Further investigations on integrated one-pot direct conversion of D-fructose into BHMf are highly desirable as they avoid all the stability issue related to HMF synthesis and/or purification.

3.2. Synthetic approaches to BHMTHF

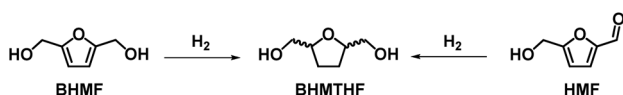
Table 6 summarizes the synthetic procedure for the preparation of 2,5-bis(hydroxymethyl)tetrahydrofuran (BHMTHF) *via*



Table 6 Syntheses of BHMTHF

#	Substrate (g mmol ⁻¹)	Conc. (M)	Catalyst (mol% or wt%)	Reaction conditions	Yield (%)	Cat. reuse	E-f	PMI	Ref.
1	HMF (1.8/14.28)	1.43	RANEY® Ni (6 wt%)	H ₂ , 50 bar; EtOH; 120 °C, 3 h	80 ^a	—	5.6	6.6	99
2	HMF (0.63/5.0)	0.56	Pd–Ir/SiO ₂ (24 wt%)	H ₂ , 80 bar; H ₂ O; 2 °C, 4 h	95 ^b	4	16.6	17.3	101
3	HMF (0.63/5)	0.56	Ni–Pd/SiO ₂ (16 wt%)	H ₂ , 80 bar; H ₂ O, AcOH; 40 °C, 2 h	96 ^b	—	17.9	18.9	102
4	HMF (1.20/9.5)	0.34	Ru/CeO _x (17 wt%)	H ₂ , 28 bar; H ₂ O, BuOH; 130 °C, 12 h	91 ^b	—	18.9	19.9	103
5	HMF (1/7.93)	0.26	Ru/MnCo ₂ O ₄ (2 wt%)	H ₂ , 82 bar; MeOH; 100 °C, 16 h	97 ^b	4	24.5	25.1	104
6	HMF (1.5/11.9)	0.34	RANEY® Ni (33 wt%)	H ₂ , 15 bar; 1,4-dioxane; 100 °C, 30 h	96 ^b	—	24.4	25.4	105
7	HMF (1.5/11.9)	0.34	NiAl-450 (7 wt%)	H ₂ , 60 bar; 1,4-dioxane; 60 °C, 6 h	96 ^b	—	24.4	25.4	106
8	HMF (0.25/2.0)	0.40	Ni/C (20 wt%)	H ₂ , 20 bar; H ₂ O; 140 °C, 5 h	79 ^b	—	24.8	25.8	107
9	HMF (0.3/2.38)	0.25	1Ru1Pd/RGO (20 wt%)	H ₂ , 10 bar; H ₂ O; 20 °C, 8 h	93 ^b	6	33.5	34.3	108
10	HMF (0.12/1.0)	0.5	Ru/C (16 wt%)	H ₂ , 40 bar; H ₂ O; 140 °C, 2 h	48 ^b	4	33.9	34.6	109
11	HMF (1.0/7.93)	0.20	10Ni15Ce/γ-Al ₂ O ₃ (10 wt%)	H ₂ , 50 bar; BuOH; 190 °C, 3 h	88 ^b	—	35.8	36.8	110
12	HMF (0.12/1)	0.50	Pd/C (0.2 mol%)	H ₂ , 40 bar; H ₂ O, AcOH; 120 °C, 1 h	42 ^b	—	39.7	40.7	111
13	HMF (0.5/3.97)	0.13	RANEY® Ni (10 wt%)	H ₂ , 90 bar; EtOH; 100 °C, 14 h	99 ^b	—	46.9	47.9	100
14	HMF (0.06/0.5)	0.17	Pd@m-pg-C ₃ N ₄ (48 wt%)	H ₂ , 10 bar; H ₂ O; 60 °C, 4 h	96 ^b	5	48.5	49.1	112
15	HMF (1.0/7.94)	0.16	Ru/C (5 wt%)	H ₂ , 70 bar; H ₂ O; 100 °C, 4 h	95 ^b	6	52.3	53.2	113
16	D-Fructose (0.18/1)	0.1	Ru/SiO ₂ -TM (17 wt%), Amberlyst-15 (22 wt%)	H ₂ , 40 bar; cyclohexane, H ₂ O; 130 °C, 4 h	46	5	136.9	136.8	114
17	D-Fructose (0.18/1)	0.1	Nb ₂ O ₅ -FP (22 wt%), Ru/SiO ₂ -TM (17 wt%)	H ₂ , 40 bar; cyclohexane, H ₂ O; 160 °C, 4 h	40	—	157.7	158.7	109

^a Isolated product. ^b Determined *via* analytical method.



Scheme 5 Synthetic pathways to BHMTHF.

total hydrogenation of HMF or BHMTHF (Scheme 5). This reaction generally requires harsher reaction conditions compared to the simple reduction of the HMF aldehyde moiety. As a result, to the best of our knowledge only one example of bio-based polymer was reported starting from this monomer (Section 3.5.3) although numerous investigations have been reported for the synthesis of this monomer.

It should be mentioned that BHMTHF comprises three possible products due to the formation of *cis/trans* isomers. In some procedures the *cis/trans* ratio is indicated, meanwhile in other cases it is disregarded especially if BHMTHF was then directly used for other chemical transformations such as for the preparation of γ -butyrolactone.⁹⁹

Table 6 report only the synthetic procedures that led to E-factor and PMI with values <55 (when HMF is the starting substrate); other relevant syntheses are reported in ESI (Table S.5†).

Precious metals, used as single metal catalyst (Ni, Ru, Pd) or in combination with other metals were investigated as promoters of the reaction resulting in very good yields. All the reactions were performed in a polar solvent at relatively low concentration.

In terms of green metrics, the procedure reported by Zhu and co-workers resulted in a PMI of 6.6 kg and thus a E-factor of 5.6 kg of waste for kg of product (#1; Table 6). Recycling of the catalyst or solvent was not investigated.

This procedure employs HMF as starting compounds and takes inspiration from a similar one previously published by

Heeres and co-workers (#13; Table 6) indicating that the BHMTHF *cis/trans* ratio was of 98/2.¹⁰⁰

In some cases, simple carbohydrates – mainly D-fructose – were employed as starting materials to achieve one-pot dehydration reaction followed by complete reduction to BHMTHF. As expected in these cases the related green metrics had quite high values (#16 and #17; Table 6).

It should be also mentioned that some interesting studies have been conducted on the conversion of BHMTHF into 1,6-hexanediol a high value chemical extensively used as a monomer for polyesters and polyurethanes.¹²⁰

Despite the extensive investigations conducted for this reduction and the high yields of the desired product(s) the main issue of these procedures is the small scale of the reactions. Furthermore, excluding one examples BHMTHF yields were always evaluated by analytical methods; isolation was only rarely addressed. In order to exploit this compound as monomer for bio-based polymers both purification procedure and large scale reaction should be properly addressed.

3.3. Acetals based diol- and polyol-furanic monomers

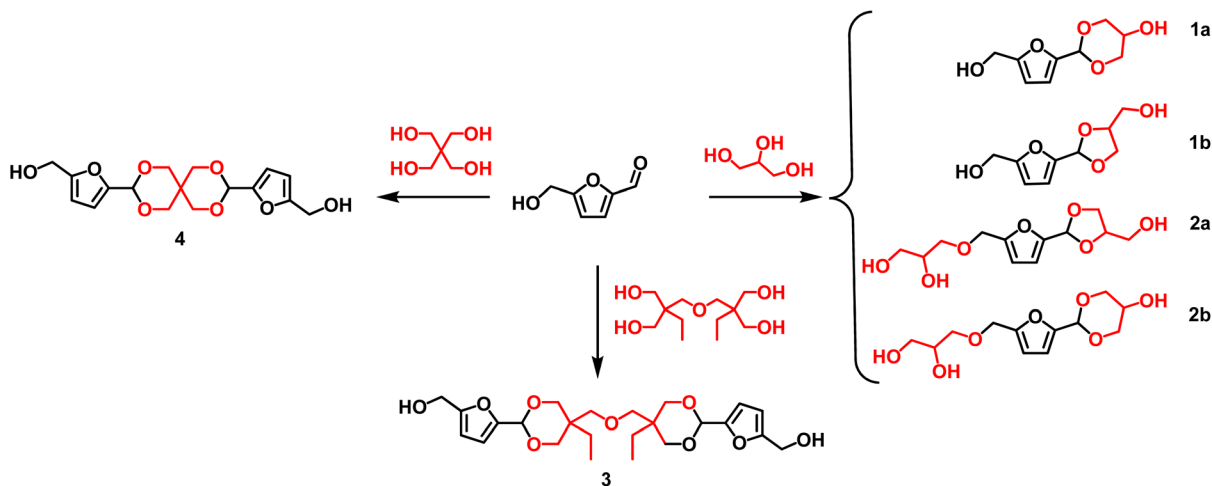
Furanic diols can be also easily achieved by formation of acetal between a polyol (glycerol, pentaerythritol, *etc.*) and a renewable aldehyde (*i.e.*, vanillin or HMF) or ketone (*i.e.*, levulinic acid).^{121a}

Five-membered acetals are usually formed as the kinetically preferred products while six-membered ring acetals are strongly affected by thermodynamic control.^{121b}

Scheme 6 depicts the structure of different monomers obtained as acetals derivatives of HMF. In this regard, Table 7 shows some of the most relevant procedures and catalysts reported for the synthesis of acetals derivatives.

As an example, the reaction of HMF and glycerol in 1 : 1 mol ratio in the presence of *p*-TsOH as a homogeneous





Scheme 6 Cyclic acetals obtained from condensation of HMF and polyalcohols.

Table 7 Cyclic acetals from HMF

#	HMF (g mmol ⁻¹)	Polyalcohol (g mmol ⁻¹)	Conc. (M)	Catalyst (wt%)	Reaction conditions	Yield (%)	E-f	PMI	Ref.
1	19.2/200.0	Glycerol (18.4/200)	HMF (2.5), glycerol (2.5)	<i>p</i> -TsOH (0.03 wt%)	Benzene; reflux, 3 h	1a + 1b , 75 ^d	3.2	4.2	115
2 ^b	10.1/80.2	Pentaerythritol (5.1/37.2)	HMF (2.6), pentaerythritol (1.3)	<i>p</i> -TsOH (10 wt%)	<i>i</i> -PrOH; r.t., overnight	4 , 70 ^c	21.3	22.3	116
3 ^d	0.13/1.0	Glycerol (0.18/2)	HMF (0.2), glycerol (0.4)	ITQ-2 (20 wt%)	TFT:CAN; 83 °C, 3 h	2a + 2b , 99 ^e	25.6	26.5	117
4	11.5/91.2	Di-TMP (11.4/45.6)	HMF (2.28) di-TMP (1.14)	<i>p</i> -TsOH (1.8 wt%)	<i>i</i> -PrOH; r.t., overnight	3 , 74 ^c	128.6	129.6	118
5 ^f	15.8/125.4	Glycerol (23.2/250)	—	MCM-41 (20 wt%)	TFT:CAN; 95 °C, 24 h	2 , 65	—	—	119

^a Yield refers to the mixture of acetals **1a** and **1b**. ^b Yield and metrics refer to the amount of product obtained by the same reaction repeated twice. ^c Isolated yield. ^d Catalyst was recycled 4 times. ^e Yield refers to the mixture of acetals **2a** and **2b**. ^f Volume of solvents not mentioned in the original paper.

catalyst led to acetals **1a** and **1b** (#1, Table 7; Scheme 6). The overall yield was 75% with relatively low values for both E-f and PMI. However, the use of benzene as media also impacts on the greenness of this procedure.

A similar approach was used (#2; Table 7) for the preparation of the spiro acetal diol **4** starting from HMF and pentaerythritol was obtained (Scheme 6) in a good yield (70%).¹¹⁶

The high values of E-f and PMI calculated can be ascribed to the poor recyclability of the catalyst, and the relatively low concentration of the reagents used. It should be however mentioned that the solvent of this reaction was selected among different media classified as green or non-green solvents according to CHEM21 solvent recommendation by testing the ability of HMF at different temperatures to identify the best reaction conditions for the synthesis of the targeted acetal.

Life cycle analysis of this acetal diol indicated that its production may generated significantly lower greenhouse gas emissions, compared with fossil-based and even bio-based 1,3-propanediol, which is a well-recognized green diol for polymer production. But the main disadvantage is related to the use of high catalyst loading, high dilution and solvent selection employed for the preparation of these acetals which are non-practical for large-scale synthesis.

Arias and co-workers reported the use of the acidic tridirectional large pore zeolite ITQ-2 and the mesoporous aluminosilicate MCM-41 as catalyst for the mutual valorisation of HMF and glycerol to produce diols monomers.¹¹⁷ Excellent yields towards the formation of acetals **2a** and **2b** (Scheme 6) were obtained at relative mild conditions (#3; Table 7). This methodology provides high yield (98%) and selectivity (100%) to the target compound due to the presence of mild Brønsted acid sites, large pores allowing an efficient diffusion of reactants and products. Green metrics values are still quite high, even though the catalyst was reused several times. The main issue is probably related to the extraction of glycerol required to isolate the desired acetal.

The synthesis of a tailor-designed spirocyclic acetal monomer **3** was also reported by reaction of HMF and a bio-based di-trimethylolpropane (di-TMP) using mild acid-catalysed *p*-TsOH in 2-propanol as acceptable green solvent with good yield (74%) after a straightforward purification by precipitation in water (#4; Table 7).¹¹⁶ The values of E-factor were much higher than the other strategies reported previously; the use of homogeneous catalyst and the numerous extractive procedures needed to remove both the starting material and the products surely affect the greenness of this procedure.



Finally, the commercial MCM-41 selectively leads at 95 °C to corresponding acetal **2** with a yield of 65% (#5; Table 7).¹¹⁹ The most important requirement of the catalyst for this reaction is to adjust the acidity to avoid the polymerization of HMF while still being able to catalyse the acetalization reaction. Missing information about extraction, purification did not allow us to calculate both the E-f and PMI being unable to compare with the previous synthetic strategies.

In consideration of the easy synthetic approach to bio-derived acetal diols **1–4** these compounds were recently reported as building blocks for epoxy resins, polyurethanes and polyesters. However, the synthetic approach to these monomers has to be considered preliminary. The use of homogenous acid (*p*-TsOH) and poor purification procedures affect the values of PMI and E-factor. However, it should be pointed out that most reactions were conducted on multi-gram scale and this is surely an advantage for their further exploitation as bio-based monomers for polymers.

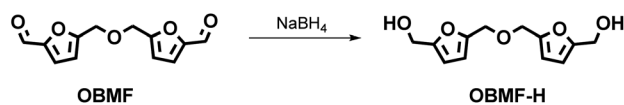
3.4. Other furanic diols

Numerous other furanic diols with potential applications as monomers for bio-based polymers were reported in the literature. As an example 5,5'-oxybis(methylene)bis(furan-5,2-diyl) dimethanol (OBMF-H) was easily synthesized by reduction of OBMF with sodium borohydride at room temperature (Scheme 7 and Table 8).

The syntheses reported for OBMF-H are very similar and the product is isolated in good yield by evaporating the reaction solvent or by water/organic solvent extraction of the reaction crude. Green metrics are still high (PMI > 25), although this could be ascribed to the scarce number of investigations so far reported for this potentially very interesting bio-based monomer.

Fig. 4 depicts a library of HMF derived monomers achieved *via* different type of condensation reaction. Among them furoins are interesting trifunctional building blocks for bio-based polymers and biofuels. These molecules were synthesized *via* cross-coupling of HMF with furfural using different types of organic N-heterocyclic carbene (NHC) catalysts.¹²³

In one of the procedures reported by Chen and co-workers the C-11 furoins were isolated in *ca.* 20% yield (#1; Table 9).



Scheme 7 Synthesis OBMF-H.

Table 8 Syntheses of OBMF-H by reduction with NaBH₄

#	OBMF (g mmol ⁻¹)	Conc. (M)	Reaction conditions	Yield ^a (%)	E-f	PMI	Ref.
1	7.8/33.33	0.15	EtOH; r.t., 16 h	98 ^b	24.5	25.5	122
2	7/29.80	0.25	MeOH; r.t., 18 h	74	63.7	64.7	41
3	1.3/5.36	0.05	THF; r.t., 18 h	87	173.6	174.6	40

^a Isolated yield. ^b Work-up not included because of missing data.

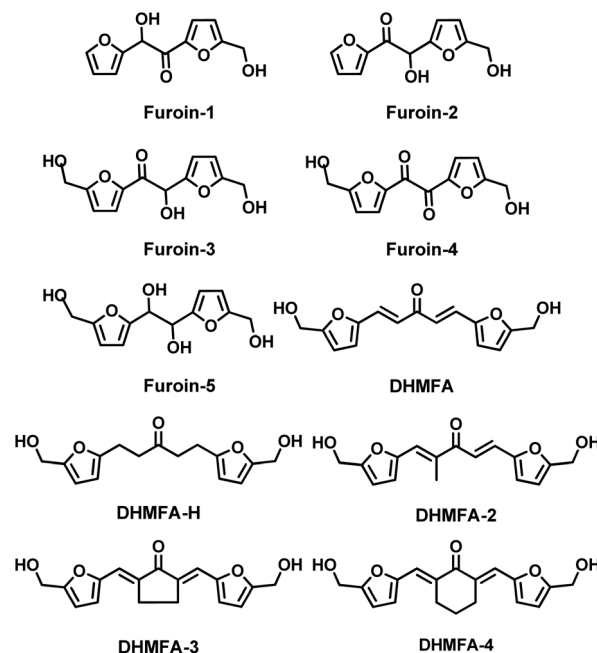


Fig. 4 Other furan-diols synthesized *via* several type of condensation reaction.

According to the reaction conditions used it was possible to synthesised selectively C-11 **Furoins** **1–2**. The homocoupled C12 furoin (**Furoin-3**) is always formed in smaller amount than cross-coupled **Furoin-1** and **Furoin-2**. As a result of the poor yields the related green metrics have very high values.

More extensive investigations were conducted on the preparation of the HMF homocoupled C12 **Furoin-3** (#2–8; Table 9) namely the 5,5-dihydroxymethyl furoin (also named DHMF, Fig. 4). This compound was achieved from HMF *via* several (also supported) N-heterocycle carbene (NHC) catalysts^{124,125,128,129} (#2, #3 and #7; Table 9), a supported ionic liquid¹²⁶ (#4; Table 9), *via* benzoin-type condensation promoted by an organocatalyst¹²⁷ (#5; Table 9), and a thiamine diphosphate dependent-enzyme BAL¹³⁰ (#8; Table 9).

The product was recovered in mediocre (#8; Table 9) to excellent yield (up to 97%), and NCH catalysts were in general the most efficient promoters of the benzoin condensation.

Green metrics were in some cases very impressive with values as low as 1.24 for PMI (0.24 E-factor) for **Furoin-3** when the reaction was performed in neat in the presence of TPT-NHC as catalyst. Despite the small scale of the procedures, this is – so far – the procedure with the nearest E-factor values



Table 9 Syntheses of other furan diols *via* condensation reaction

#	HMF (g mmol ⁻¹)	Conc. (M)	Catalyst/base (mol% or wt%)	Reaction conditions	Cat. reuse	Yield (%)	E-f	PMI	Ref.
1	3.4/27	0.22	Precatalyst B ^a (15 wt%)	FF, Et ₃ N, EtOH; 80 °C, 24 h	—	Furoin-1 22 ^{b,c} , Furoin-2 20 ^{b,c} , Furoin-3 , 93 ^{b,c}	79.5 ^d (151.8, 169.3)	80.5 ^d (152.8, 170.3)	123
2	3/24	Neat	TPT-NHC (10 mol%), KO ^t Bu (15 mol%)	60 °C, 1 h	—	Furoin-3 , 93 ^{b,c}	0.24	1.24	124
3	2.5/20	Neat	TPT-NHC (1 mol%)	60 °C, 1 h	—	Furoin-3 , 95 ^b	1.9	2.9	125
4	0.12/1	18	Et ₃ N; MMT-[BHTM] (25 mol%)	120 °C, 3 h	—	Furoin-3 , 97 ^{b,c}	2.4	3.4	126
5	0.25/2	57	DBU (0.01 mol%)	[BMIM]Cl; 80 °C, 12 h	—	Furoin-3 , 19 ^{b,c}	5.6	6.6	127
6	1/8	0.66	Silica-g-[BI] (10 mol%), DBU (20 mol%)	HCl, THF; r.t., 24 h	10	Furoin-3 , 83 ^{b,c}	15.7	14.4	128
7	0.12/1	0.20	TPT-NHC (5 mol%)	THF; 60 °C, 1 h	—	Furoin-3 , 87 ^b	49.7	50.7	129
8 ^e	31.2/250	—	BAL, ThDP	K ₃ PO ₄ , DMSO; r.t., 18 h	—	Furoin-3 , 40 ^b	na	na	130
9	0.27/2.17	1.00	NaOH _(aq.) (25 mol%)	H ₂ O, acetone; 35 °C, 1.25 h	—	DHMFA , 99 ^f	3.1	4.1	131a
10	0.25/2	2.00	NaOH _(aq.) (25 mol%)	MeOH, acetone; 24 °C, 12 h	—	DHMFA , 42 ^b	17.4	18.4	127
11	0.25/2	1.00	NaOH _(aq.) (25 mol%)	MeOH, butanone; 24 °C for 12 h	—	DHMFA-2 , 83 ^{b,c}	7.0	8.0	127
12	0.25/2	2.00	NaOH _(aq.) (25 mol%)	MeOH, CPO; 24 °C, 12 h	—	DHMFA-3 , 91 ^{b,c}	6.9	7.9	127
13	0.25/2	2.00	NaOH _(aq.) (25 mol%)	MeOH, cyclohexanone; 24 °C, 12 h	—	DHMFA-4 , 89 ^{b,c}	7.0	8.0	127

^a Precatalyst B = 3-(2,6-diisopropylphenyl)-4,5-dimethylthiazol-3-ium perchlorate. ^b Isolated product. ^c Work-up and/or purification materials not included. ^d Metrics referred to the global procedure, in brackets are reported the metrics for the single reactions. ^e Metrics could not be calculated due to missing data in the original procedure. ^f Determined product *via* analytical method; na = not applicable.

to oil refining process (0–0.1 kg kg⁻¹) among the herein reported bio-based monomers. In this view future investigations should be focussing on the scalability of the procedure.

Finally, it should be mentioned that **Furoin-4** can be synthesised by oxidation of **Furoin-3** in THF in the presence of MnO₂ in almost quantitative yield.¹³² Similarly **Furoin-5** can be achieved by reduction of **Furoin-3** in the presence of NaBH₄. Both these monomers have been exploited as monomer for bio-based furanic polymers (Section 3.5.3).

Di-5-hydroxymethylfurfural acetone (**DHMFA**), another furan diol of interest was achieved in high yield by Dumesic and co-workers by a simple aldol condensation of HMF and acetone (Fig. 6) in the presence of sodium hydroxide as strong base (#9; Table 9).¹³¹ The product can be recovered by simple filtration in water, and this explains the relatively low E-factor value.

A similar procedure was reported by Ananikov and co-workers, although the product was recovered in lower yield (#10; Table 9).¹²⁷ Furthermore, these authors employed the same procedure for the synthesis of similar bifuranic structures herein indicated for simplicity as **DHMFA 2–4**.¹²⁷

These products were obtained by di-aldol condensation of HMF with butanone, cyclopentanone and cyclohexanone respectively. In all experiments the products were isolated with high yield (83–91%) *via* column chromatography (#11–13; Table 9). In all cases the relatively high values of the green metrics are an indication of the only preliminary research conducted on these furanic monomers; future studies should be focussed on the optimization of the reaction conditions and of the purification procedures.

It should be finally mentioned that **DHMFA** can be partially (double bonds in α to the ketone moiety) or completely (reduction of the furan to THF) hydrogenated to produce other

aromatic (**DHMFA-H**) or aliphatic furanic diols that can be used as polymer precursors.¹³¹ Other synthetic approaches to **DHMFA** either miss data to allow metrics evaluation or have E-factor/PMI > 50 are reported in ESI (Table S.6†).

3.5. Bio-based polymers from furanic diols

Melting point, boiling point and eventual degradation temperature are key parameters to evaluate the use of the monomers in different type of polymerisation. In this view we have collected the physical chemical data of the furan diols herein discussed (ESI; Table S.1†). In some cases, data were not available in the literature which is an issue for their further exploitation as potential monomers to bio-based polymers.

3.5.1. Bio-based polymers from BHMF. BHMF-derived polymers reported in the literature include mainly polyesters (PES), polyurethanes (PUs), poly(silylethers) (PSEs) and polycarbonates (PC) (ESI; Tables S.5 and S.6†).

Numerous investigations have been reported on FDCA-based polyesters (PES) including most recent work on recyclability.⁹ On the other hand research on polyester from BHMF is still rather limited (Fig. 5). The main reason of the scarce number of reports can be ascribed to the low thermal stability of this monomer that start degrading at *ca.* 160 °C.

Most of the BHMF-derived PES are achieved by reaction with an aliphatic acid at low temperature *via* organo-catalysed solution polymerization or by enzymatic polymerization.¹³³

Some examples of aromatic PES were also investigated as the first BHMF-derived copolyester that was reported in 1978 by Moore and co-workers *via* polymerization with 2,5-furandicarbonyl chloride in chloroform using triethylamine as a base.¹³⁴ The resulting material PES-1 (Fig. 5) – namely poly(2,5-furandimethylene 2,5-furandicarboxylate) – had low intrinsic viscosity so it was not possible to prepare cohesive films. Furthermore, the polymer – as most of the materials reported



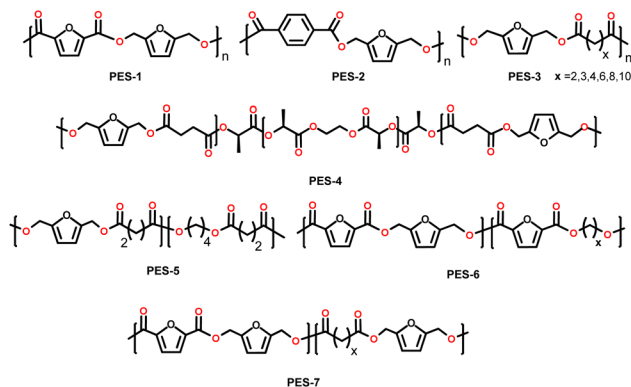


Fig. 5 Bio-based co-polyesters achieved using BHMf as monomer.

in this work – when subjected to differential scanning calorimetry (DSC) analysis did not show a well-defined melting transition and decomposed to a black insoluble material at 200 °C.

In a different approach PES-1 was prepared *via* interfacial polycondensation at room temperature using a biphasic system constituted by (i) NaOH_(aq.) containing BHMf and tetrabutylammonium bromide (TBAB) as the phase-transfer agent and (ii) dichloromethane containing the 2,5-furandicarbonyl chloride.¹³⁵ The polyester precipitated from the solution and was then recovered by filtration. However, also in this case, the polymer had a low molecular weight and moderate thermal stability.

Ragno and co-workers prepared PES-1 type polymer employing N-heterocyclic carbene (NHC) catalysis for the polycondensation of diols and dialdehydes.¹³⁶ BHMf and DFF were used as monomers to achieve a PES-1 structure although various fossil-based and bio-based monomers were also investigated by the authors. The polycondensation reaction was performed at room temperature in anhydrous THF with a catalytic dimethyl triazolium/1,8-diazabicyclo[5.4.0]undec-7-ene (DBU) and stoichiometric quinone oxidant.

Although the PES-1 prepared displayed the highest molecular weight among the polymers reported in this study, it also showed a rather poor thermal stability (<200 °C).

Similarly polymerization of BHMf with terephthalaldehyde led to a poly(2,5-furandimethylene terephthalate) (PES-2) with a T_g of 60 °C, low molecular weight and thermal degradation of *ca.* 247 °C.

Several investigations were reported on the preparation polyester *via* polycondensation by reaction of BHMf with an aliphatic diacid or the corresponding dialkyl ester. As an example, a bio-based self-healing polymers was prepared by reaction with succinic acid (SA) in the presence of *N,N*-dimethyl-4-aminopyridine (DMAP) and *N,N'*-diisopropylcarbodiimide (DIC), the latter used as condensation agent.¹³⁷ Two polyesters (PES-3; $x = 2$) were achieved with a similar degree of polymerisation, *i.e.*, $n = 24$ ($M_n = 5100 \text{ g mol}^{-1}$) and $n = 27$ ($M_n = 5700 \text{ g mol}^{-1}$). A subsequent Diels–Alder of the two polyesters with maleimide groups led to the formation of network polymers that showed a good self-healing ability without external stimulus.

A different approach to the poly(2,5-furandimethylene succinate) involved an integrated method where D-fructose was converted to HMF and thus reduced to BHMf using a CuSiO₂ catalyst.¹³⁸ Both reactions were performed in butanol from which BHMf could not be successfully isolated. As a result, it was decided to proceed into a polymerization reaction with succinic acid using once again DIC as condensation agent. The resulting polyester displayed a low molecular weight.

Similar aliphatic PESs were prepared by polymerization of BHMf with adipic acid (PE-3 $x = 4$) or pimelic acid (PE-3; $x = 5$) under mild conditions using first MgCl₂ and then a Mg-based catalyst namely (TMP)MgCl·LiCl (TMP = 2,2,6,6-tetramethylpiperidyl), in the presence of di-*tert*-butyl dicarbonate (Boc₂O) as a coupling agent.¹³⁹ Using the latter sterically hindered catalyst, it was possible to achieve a PES-3 with a M_w value up to 16 000 g mol⁻¹. The polyester had T_g of -9 °C; this low value was ascribed to the more flexible nature of the pimelate backbone.

A BHMf-based block copolymers (PES-4) was also reported.¹⁴⁰ This material namely poly(lactic acid)-*block*-poly(2,5-furandimethylene succinate) (PLA-*b*-PFS) was prepared in two-steps by (i) reacting L-lactide with ethylene glycol at 120 °C for 24 h; thus (ii) the recovered polymer was mixed with BHF and succinic acid in the presence of DMAP and DIC in dehydrated dichloromethane at room temperature for 24 hours. The so-formed polymer PES-4 was then purified by precipitation with excess methanol. The furan groups from PFS block were then crosslinked with bis(maleimido)triethylene glycol *via* a Diels–Alder reaction leading to a self-healing material.

A poly(2,5-furandimethylenesuccinate-*co*-butylene succinate) [P(FS-*co*-BS)] copolymers PES-5 was prepared by Yoshie and co-workers.¹⁴¹ PES-5 was achieved by polycondensation of BHMf, 1,4-butane-diol, and succinic acid once again in the presence of DMAP and DIC. These copolymers – that had a relatively low M_n (4300–7200 g mol⁻¹) – were crosslinked *via* reversible Diels–Alder reaction with bis-maleimide to form network polymers.

BHMf-derived polyesters of general structure PES-3 were also prepared *via* enzymatic polymerization. Loos and co-workers firstly reported a polycondensation reaction of BHMf with several diethyl esters – *i.e.*, diethyl succinate, diethyl glutarate, diethyl adipate, diethyl suberate, diethyl sebacate and diethyl dodecanedioate – promoted by *Candida antarctica* lipase B (CALB).¹⁴² In the optimized conditions the polycondensations were carried out at 80 °C in diphenyl ether and by employing a three stages procedure where the reaction mixture was firstly kept (1) for 2 h under atmospheric pressure, (2) then for 4 h at 350 mmHg and finally (3) the pressure was reduced to 2 mmHg while maintaining the same temperature for 66 h. All 2,5-bis(hydroxymethyl)furan-based polyesters were semicrystalline and thermally stable up to 250 °C, showing two decomposition steps with the major degradation process taking place at 276–332 °C. The T_g of the polyesters was in the range of -38 to 4 °C. The number-average molecular weights (M_n) were always around 2000 g mol⁻¹ despite the different chain length of the aliphatic diester used. This result was



ascribed to the formation of ether bonds *via* dehydration of the BHMF hydroxyl groups that hindered the polycondensation reactions.

In a similar study a series of aromatic–aliphatic polyesters based on the aliphatic diesters – *i.e.*, succinic, adipic and sebacic ester derivatives – and aromatic diols including BHMF were prepared using *Candida antarctica* lipase B (CALB).¹⁴³ The resulting polyesters with general structure PES-3 had M_w between up to 3000 g mol⁻¹ with a T_g values ranging from –22 up to 10 °C. The lower T_g values were obtained when longer chain aliphatic diesters were used as monomers due to the greater flexibility of the resulting polyesters backbone. Thermal degradation of the co-polyesters was in line with the data previously reported for similar materials.

A series of furan-based co-polyesters with M_w up to 35 000 g mol⁻¹ was prepared still using CALB as biocatalyst.¹⁴⁴ Furan-based co-polyesters PES-6 and PES-7 were prepared in the same three-steps procedure previously reported employing as different type of monomers. In a first investigation PESs were prepared starting from BHMF, FDME and aliphatic linear diol to achieve PES-4 type of co-polymers. In another approach, linear diacid ethyl esters were used instead of the diols and the resulting PEs had a PES-5 backbone.

The co-polyesters prepared from diols resulted to have the highest degree of polymerization and a higher thermal stability than diacid-ethyl-based polyesters, most probably as a result of higher molecular weight.

Examples of other polymers achieved from BHMF include polyurethanes, poly(silylether), polyethers and an example of humin-like material (Fig. 6; ESI Tables S.7 and S.8†).

As an example, PU-1 was prepared by polycondensation of BHMF, 1,4-butanediol with hexamethylene diisocyanate in the presence of zirconium acetylacetonate at 70 °C.¹⁴⁵ According to GPC analysis the co-polyurethane had M_n of 13 000 g mol⁻¹, however T_g and thermal degradation studies were not reported. PU-1 was then crosslinked with a bismaleimide *via* Diels–Alder

reaction. The cured PU showed to possess thermo-reversibility and recyclability as proved by FTIR and DSC analysis.

In a different procedure, PU-2 was prepared employing solid-state mechanochemical approach *via* ball milling at room temperature by reaction of BHMF with methylene diphenyl diisocyanate in the presence of dibutyltin dilaurate (3 mol%).¹⁴⁶ The PU so achieved had a high M_w up to 163 300 g mol⁻¹.

Ball milling enabled the synthesis of PU copolymers were several diols and/or diamines were added as co-monomers to change the polymer properties. The resulting PUs were flexible ($T_g = 77$ – 109 °C) and relatively thermally stable ($T_d = 163$ – 220 °C).

Guo and co-workers reported the synthesis of bio-based multiblock polymers by reaction of two prepolymers diols with 1,6-hexamethylene diisocyanate.¹⁴⁷ BHMF-based prepolymer was prepared by reaction of BHMF with succinic acid in dehydrated dichloroethane in the presence of DMAP under N₂ atmosphere and DIC. The second prepolymer was achieved by reaction of succinic acid and 1,4-butanediol in the presence of tetra-*n*-butyl-titanate. Finally, the multiblock copolymer was prepared through chain extension reaction between these two prepolymer in the presence of 1,6-hexamethylene diisocyanate (HDI) at 130 °C. The so-formed materials had a negative T_g and resulted thermally stable above 250 °C.

In the latter procedures isocyanates have been used as monomers for the preparation of BHMF-based PUs. However, recently Co and co-workers reported an isocyanate-free route where a series of co-PUs (PU-3) were prepared *via* transurethanization between BHMF, 1,4-butanediol and a dicarbamate prepared by reaction of a diamines with dimethyl carbonate (DMC).¹⁴⁸

In this synthetic approach, after preparing the desired carbamates, the polymer (PU-4) was prepared in three steps:

- BHMF was reacted with a dicarbamate (at different molar ratios) in the presence of K₂CO₃ so to achieve prepare a methoxycarbonyl-terminated prepolymer;
- 1,4-Butanediol was reacted with a dicarbamate in the presence of K₂CO₃ in order to form a hydroxyl-terminated dicarbamates;

(iii) BHMF-based NIPUs were synthesized *via* transurethanization between the methoxycarbonyl-terminated prepolymers and hydroxyl-terminated dicarbamates. During the polycondensation a flow of nitrogen was continuously purged into the reactor to ensure methanol removal.

For all the PUs prepared the T_g was not visible in DSC analysis, while sharp melting peaks were observed (148–157 °C) due to their semicrystalline structures. The low value of M_n reported for these PUs (200–3000 g mol⁻¹) was obtained *via* NMR spectroscopy, and it was ascribed to the low solubility of the polymers that did not allowed analysis *via* GPC of the samples. The NIPUs thermal stability was evaluated by TGA showing that these materials were thermally stable above 200 °C, with decomposition temperatures 214–224 °C. Also in this study the resulting PUs were crosslinked by addition of 1,10-(methylenedi-4,1-phenylene)bismaleimide.

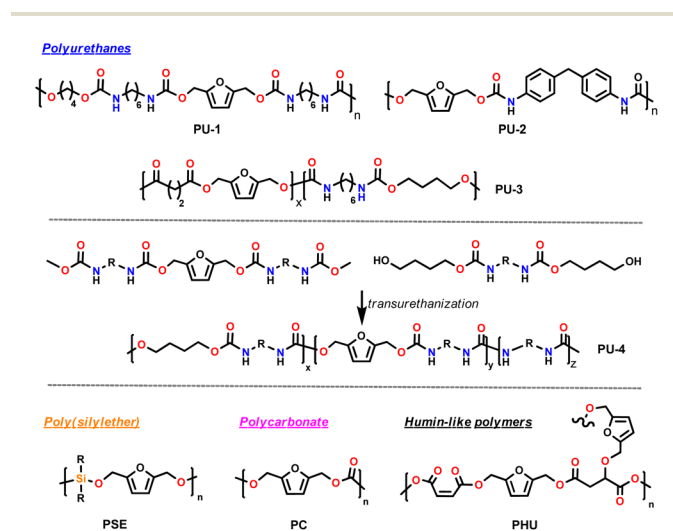


Fig. 6 Other bio-based polymers achieved using BHMF as monomer.



A series of poly(silylether)s (PSE) have also been prepared by reaction BHMF (and other furan monomers) with diphenylsilane (Ph_2SiH) catalysed by a Salen-Mn(v) complex.¹⁴⁹ The PSE formed *via* dehydrogenative cross coupling had a M_n of 11 000 g mol^{-1} and a $T_g = 15.6$ °C. The temperatures for 50% gravimetric loss ($T_{-50\%}$) used for assessment of thermal stability, was for this polymer *ca.* 453 °C.

A similar polymer was also achieved using by iron-catalysed polymerizations of BHMF and other 13 diols and phenylmethyl silane monomers.¹⁵⁰ The resulting PSE had a $M_n = 1800$ g mol^{-1} and a $M_w = 2900$ g mol^{-1} meanwhile the value of T_g was not reported.

An example of polycarbonate (PC) BHMF-based polymer was successfully prepared by Song and co-workers.¹⁵¹ In a first attempt BHMF was reacted with green solvent and reagents dimethyl carbonate (DMC)^{152,153} or with diphenyl carbonate (DPC) *via* melt transesterification employing high vacuum (up to 0.3 torr) and a high temperature (200 °C). However, due to the high temperature BHMF decomposed forming humins. PC was instead achieved successfully by a two-step procedure where first BHMF is reacted with CDI and then the resulting furan bis(imidazolecarboxylate) was then coupled with BHMF at 40 °C in the presence of CsF. In these conditions it was possible to achieve a furan PC with a $M_w = 5900$ g mol^{-1} . The polymer was thermally stable up to 150 °C. Obviously the main drawback of this procedure is the use of phosgene derivative CDI.

Finally, to increase the T_g , the linear furanic PC was reacted with *N*-substituted maleimide as reported in other studies so to obtain a crosslinked polymeric material.

An interesting humin-like resin (PHU, Fig. 5) was prepared by the polycondensation of BHMF with maleic anhydride in 2 min at 110 °C. Although no details were provided by the authors on the resin, this material was successfully used as a solid support for palladium immobilization.

3.5.2. Polymers derived from acetal furanic-based monomers. The introduction of main polymeric backbone of stable but reversible functional units able to be debonding on-demand has recently envisioned as potential pathway to recycle polymers at the end their life cycle.¹⁵⁴ These stimuli-responsive polymers can pave a new pathway for the recycling of thermosets polymer by the application of an external stimulus (*i.e.*, light, pH, temperature, *etc.*). Acid-triggered materials and formulations would be of huge benefit for industrial applications to closed-loop recycling of novel biopolymer and their downstream and then recover the monomers or oligomers, which can be reused gain to prepare thermosets or their functional material.¹⁵⁵

Acetal monomers have been reported for the synthesis of novel materials bearing reversible acetal bonds on the main polymeric backbone allowing a controlled cleaved of the polymeric structure by the application of an acid (Fig. 7).^{156–160}

In this context, acetals monomer derived from furoic acid paved the way to novel acid-labile reversible functional bio-based polymers.

A small amount of acetal diol 1–2 (Section 3.3) can be used as debonding trigger units when are mixed into existing mono-

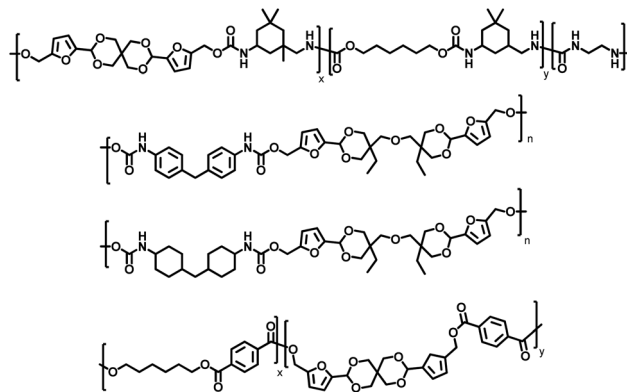


Fig. 7 Polymers derived from acetal furanic based monomers.

meric blends so that the properties of the resulting acid sensitive material do not change too much. Thus, different polyurethane films were synthesized containing none, 5 and 10% of acetal diol. These films presented similar properties to the acetal-free PUs by DSC and TGA. However, acidic treatment of the PU films led to very fast hydrolysis and dissolution of all urea cross-linked films.⁴²

The properties of the obtained materials can be fine-tuned according to the structure of the acetal. A rigid diol III can copolymerize with potentially bio-based diisocyanates to prepare thermoplastic poly(cycloacetal-urethane) with relatively high molecular weights ($M_n = 41\,500$ – $98\,900$ g mol^{-1}). The acetal monomer 3 showed relatively high thermal stability among other hydroxyfuran-based monomers, which facilitated their polyurethane polymerization at elevated temperatures. Polymerizations of this rigid acetal monomer with isocyanate (MDI) and flexible diol polyTHF led to amorphous poly(cycloacetal-urethane)s with tuneable glass transition temperatures up to 104 °C and thermally stable up to 253 °C. Furthermore, these materials presented a relatively high pyrolysis char residue suggesting potential inherent flame resistance. The polymer can melt-spun into ~150 meters of homogeneous fibres at 185 °C. The presence of the acetal units allows the hydrolysis of these fibres under acidic conditions, resulting in partial recovery of the original chemical building blocks.¹¹⁸

The incorporation of the HMF-based spirocyclic units in the monomer IV effectively increased the T_g of the copolymers. On the other hand, a series of high molecular weights poly(urethane-urea) series were obtained containing up to 62 mol% of this monomer showing that the T_g value effectively increased from 79 to 131 °C upon the incorporation of the spirocyclic structures in the backbones.

3.5.3. Bio-based polymers from other furan diols and polyols. Fig. 8 reports some examples of bio-based oligoesters using different types of diols and polyols including furoin-based monomer (ESI; Table S.9†).

To the best of our knowledge BHMTHF exploitation in bio-based polymer is limited to one example reported by Moore and co-workers in 1978.¹³⁴ This polymer was prepared employing two different procedures. In the first case a melt transester-



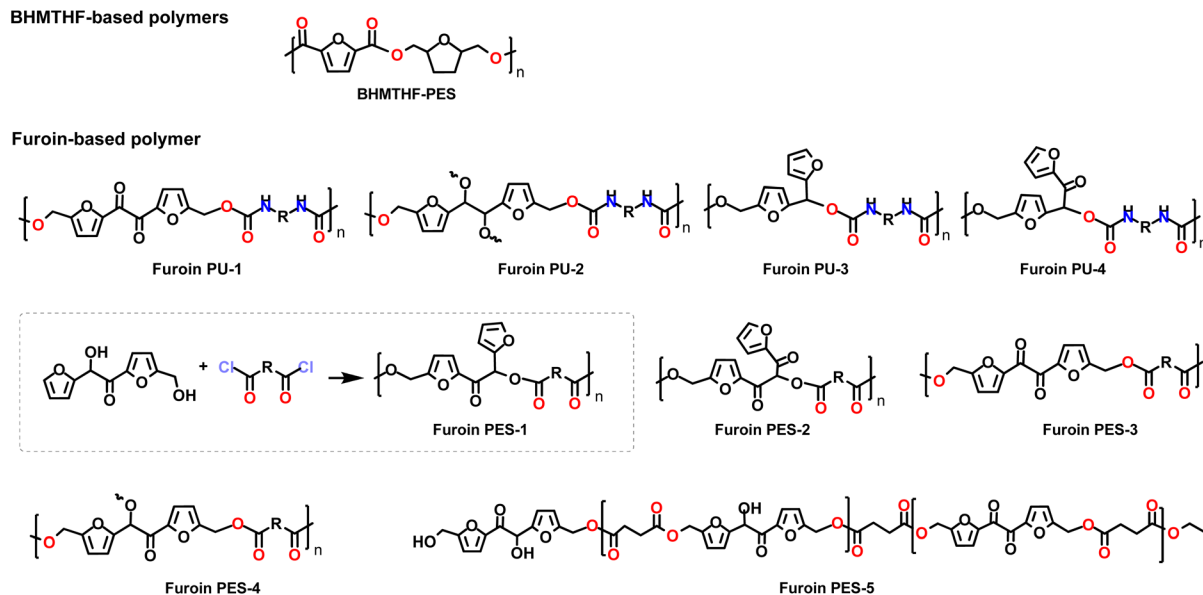


Fig. 8 Bio-based polymers from furoin-based monomer.

ification was carried out between *cis*-BHMTHF was reacted with FDME at 230 °C in the presence of PbO. The mixture started to darken above 160 °C and the resulting polymer was described as a semisolid material with very low intrinsic viscosity. In a second attempt 2,5-furandicarboxyl chloride was reacted with *cis*-BHMTHF in the presence of triethylamine and 2-week polymerization time.

Although this procedure was somewhat more efficient the resulting polyester had once again a quite low inherent viscosity value. No other information on the characterization of this bio-based polymer were reported.

In 2016 Chen and co-workers reported the use of furoin monomers to prepare polyurethanes.¹³² 5,5'-Bihydroxymethyl furil (**Furoin-4**), and tetraol, 5,5'-bihydroxymethyl hydrofuroin (**Furoin-5**) were reacted with various diisocyanates in the presence of dibutyltin dilaurate (DBTDL) to afford linear polyurethane **Furoin-PU1** and cross-linked **Furoin-PU2** respectively. The highest value of M_n of 39.8 kg mol⁻¹ was achieved when **Furoin-4** was reacted with diphenylmethane diisocyanate; the resulting polymer had an onset decomposition temperature of 234 °C, and a T_g of 140 °C. Linear polyurethanes based on rigid diisocyanates displayed higher T_g (>130 °C) than the ones derived from aliphatic ones (*ca.* 60 °C). The different PU thin films prepared starting from **Furoin-4** *via* solvent casting led to materials ranging from being brittle to flexible. Cross-linked PUs from tetraol **Furoin-5** afforded very brittle materials that were not fully characterized. However, when studied *via* DSC their T_g 's resulted to be a broad signal at *ca.* 80–100 °C.

Polycondensation of difuranic diols **Furoin-1** and **Furoin-2** with diacyl chlorides or diisocyanates led to linear polyesters and polyurethanes, respectively.¹⁶¹ These materials incorporated furan rings both in the polymer backbone and in pendent positions see **Furoin PES-1**, **Furoin PES-2** and **Furoin PU-3** as examples (Fig. 8).

Furoin-1 that encompasses a more electron-rich and flexible pendent furan, resulted more reactive in polycondensation reactions and led to polyesters with much higher molecular weight (M_n up to 20 800 g mol⁻¹; T_g up to 65 °C) compared to **Furoin-2** that has with a more electron-deficient but rigid pendent furan ring. However, their thermal and mechanical properties were similar, being mainly influenced by the length of the alkyl bridge.

Same trend was observed for the **Furoin-PU**s. Interestingly the authors observed an inverse relationship between the M_n and the T_g of PUs, *i.e.*, at higher values of M_n corresponded lower T_g 's within the same diisocyanate series. This result was ascribed to hydrogen bonding which has a more pronounced effect on lower molecular weight polymers thus leading to higher T_g 's.

The same research group investigated the use of bio-based difuranic polyol **Furoin-3** and **Furoin-4** for the preparation of a series of linear and cross-linked PES namely **Furoin PES-3** and **Furoin PES-4** as well as amorphous and semicrystalline poly (ester-urethane)s (PEUs).¹⁶²

The polycondensation among **Furoin-4** and various diacyl chlorides in THF led to linear **Furoin PES-2** with M_n up to 5.5 kg mol⁻¹, T_g = 103 °C and $T_{d(5\%)}$ = 284 °C. On the other hands, when the bio-based triol **Furoin-3** triol (DHMF) was reacted with diacyl chlorides, it resulted in the formation of cross-linked PESs **Furoin PES-3** which resulted insoluble (T_g up to 89.1 °C and $T_{d(5\%)}$ = 188 °C).

Furthermore, another diol monomer was also synthesized; in fact, reaction of adipoyl chloride with HMF in the presence of pyridine led to the corresponding difuranic dialdehyde with ester group linkage that was then reduced to form a new furan-based diol. The latter was used as monomer for both linear PES with M_n up to 8600 g mol⁻¹ achieved by reaction with diacyl chlorides and linear PEUs by reaction with several com-



mercially available diisocyanates. Among the PEUs, the one achieved by reaction with 2,4-toluenediisocyanate (TDI) showed $M_n = 31\,400\text{ g mol}^{-1}$, $T_g = 63.4\text{ }^\circ\text{C}$ and $T_{d(5\%)} = 231\text{ }^\circ\text{C}$.

An interesting approach for the polymerisation of furfuryl polyol scaffold was reported by Giovannini and co-workers that investigated the use of *Candida antarctica* lipase B (CALB) as biocatalyst.¹⁶³ In this approach **Furoin-3** was reacted with diethyl succinate in diphenyl ether at $50\text{ }^\circ\text{C}$ employing the same three-stage procedure previously reported by Loos and co-workers.¹⁴² The recovered solid material analysed by NMR showed as expected the signals related to the **Furoin-3** monomer esterified with the diethyl succinate, but also the presence of signals ascribed to the diketone monomer **Furoin-4**. From the spectrum the authors deduced that *ca.* 30% of the DHMF units incorporated in the oligomers were oxidized to the corresponding diketone form. Thus, the overall PES structure is reported in Fig. 6 (**Furoin PES-5**), this bio-based polyester has a $M_n = 1150\text{ g mol}^{-1}$ evaluated *via* proton NMR. The same polycondensation was also carried out in the presence of

diethyl esters of sebacic acid leading to the related linear PES with a $M_n = 1000\text{ g mol}^{-1}$.

4. Amine-based monomers

4.1. Synthetic approaches to furfuryl amine

Furfurylamine (Fa) is a commercially available, monofunctional molecule employed for many purposes, *i.e.*, corrosion inhibitor and monomer, but mainly as reaction intermediate as reported by the European Chemical Agency (ECHA) website.¹⁶⁴

Table S.10 in ESI† lists a series of chemical–physical properties of this monomer.

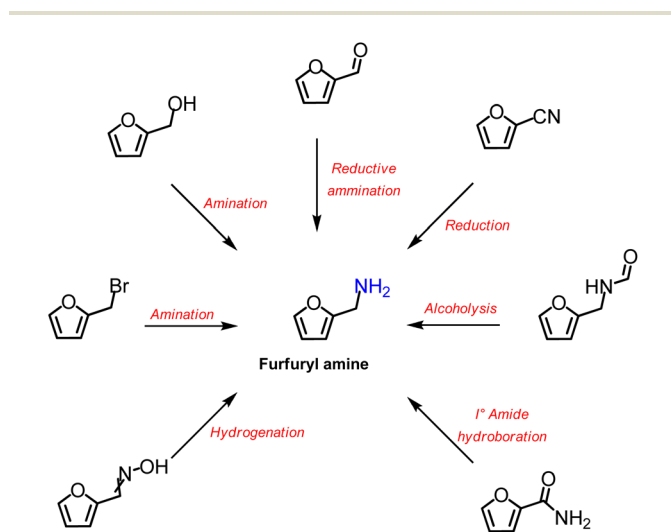
Scheme 8 indicates the principal class of reactions that lead to furfurylamine including (i) reductive amination of furfural, (ii) reduction of 2-furonitrile, (iii) alcoholysis of *N*-(furan-2-ylmethyl)formamide, (iv) amination of furfuryl alcohol, (v) hydrogenation of furfuryl oxime and (vi) hydroboration of furfurylamide (Table 10; ESI Table S.11†).

Other synthetic pathways starting from more complex substrates and/or using multistep reactions, were also reported.^{175–178} Since furfuryl amine is a commercially available product herein it is reported only a brief overview of the most promising new synthetic approaches of this bio-based molecule (yield > 70%).

All the catalyst employed in these synthetic procedures are noble or non-noble metal based, *i.e.*, Ru, Rh, Pd, Pt, Co, Ni, Cu and Zn. Some of them are commercially available, such as RANEY® Ni, RANEY® Co, Rh/Al₂O₃ and Zn dust, however the majority are custom-made and tailored for this specific reaction. Although the latter category showed to be very efficient for this chemical transformation, they are also generally more time- and reagent-consuming.

For instance, for the synthesis of Ru/BN-e catalyst (#6; Table 10) it was required 24 h for the reaction, 12 h to dry and 2 h for the calcination.

Overall, almost all the procedures listed in Table 10 showed E-factors within the fine chemical sector range (#1–8; Table 10)



Scheme 8 Principal reaction pathways to achieve furfurylamine from different starting substrates.

Table 10 Reductive aminations of furfural to furfurylamine, with at least 70% yield

#	Furfural (g mmol ⁻¹)	Conc. (M)	Catalyst (wt%)	Reaction conditions	Cat. reuse	Yield (%)	E-f	PMI	Ref.
1	3/31.2	1.50	Ni–Al ₂ O ₃ (3.3)	H ₂ , 40 bar; NH ₃ 25 wt% aq.; 60 °C, 1 h	—	89 ^a	10.7	11.7	165
2	4.8/49	1.63	Zn dust (166.7)	(i) NH ₃ OHCl, EtOH, r.t., 35 min; (ii) HCl 12 M; r.t., 15 min; (iii) NH ₃ , 30%, NaOH 6 M aq., r.t., 15 min	—	99 ^b	19.7	20.7	166
3	0.2/2.1	0.68	Rh/Al ₂ O ₃ (1.0)	H ₂ , 20 bar; NH ₃ 28% aq.; 80 °C, 2 h	5	92 ^a	23.5	24.5	167
4	0.5/5	0.35	RANEY® Ni 50	H ₂ , 5 bar; NH ₃ , 3.5 bar; THF; 80 °C, 2 h	—	100 ^a	27.0	28.0	168
5	0.2/2	0.33	10Ni/Al ₂ O ₃ (50)	H ₂ , 20 bar; NH ₃ 7 M in MeOH; 100 °C, 30 min	5	99 ^a	29.3	29.8	169
6 ^c	0.2/2	0.29	Ru/BN-e (15)	H ₂ , 15 bar; NH ₃ 25% aq.; MeOH; 90 °C, 2 h	—	95 ^b	31.7 ^c	32.7 ^c	170
7	0.2/2	0.40	Ru/HZSM-5 (75)	H ₂ , 30 bar; NH ₃ 7 M in MeOH; 100 °C, 15 min	5	76 ^a	33.2	33.5	171
8	0.63/6.6	0.33	Ru/γ-Al ₂ O ₃ (8.0)	H ₂ , 30 bar; NH ₃ , 4 bar; MeOH; 80 °C, 2 h	—	75 ^a	34.5	35.5	172
9	1.44/15	0.19	Ru/Nb ₂ O ₅ ·nH ₂ O-300 (35)	H ₂ , 30 bar; NH ₃ , 10 bar; MeOH; 70 °C, 6 h	3	87 ^a	50.7	51.3	173
10	0.05/0.5	0.25	Co ₂ P NRs (8.0)	H ₂ , 5 bar; NH ₃ 25% aq.; 100 °C, 10 h	—	90 ^a	62.0	63.0	174

^a Determined product *via* analytical methods (¹H-NMR, GC-MS, HPLC-MS). ^b Isolated product. ^c Amount of purification materials not reported.

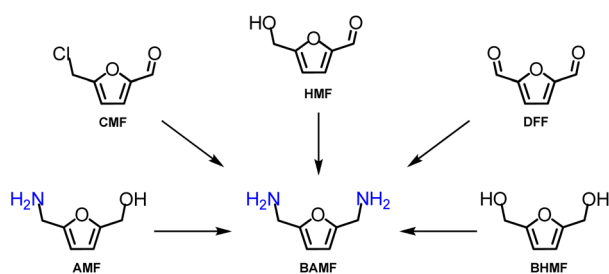


(E-factor = 5–50 kg kg⁻¹); only two procedures (#9 and #10; Table 10) are slightly over this range.

Zhang *et al.* procedure (#1; Table 10) has the lowest PMI, reaching 11.7.¹⁶⁵ This is due to the high concentration of the starting furfural solution (1.5 M) and to the high yield of the desired product (89%). Nevertheless, the latter value was calculated by analytical method and therefore it is less indicative.

On the contrary, even if the second procedure listed (#2; Table 10) has almost a double PMI value (20.7), the yield is isolated (99%) thus representing a more solid data. Moreover, zinc dust was used as catalyst is very inexpensive (*ca.* 50 € per kg).¹⁹⁴ The downside is that it is a multistep procedure, which requires many solvents and reagents.

The procedure with highest values of E-factor and PMI (#10; Table 10) used a custom-made catalytic system and most importantly the reaction is conducted at quite low furan concentration (0.25 M).



Scheme 9 Synthetic pathways to AMF and BAMF.

It should be finally mentioned that new synthetic approaches to furfuryl amine will have to compete with the actual market price of this compound (100 g, 35.9 € in the Merck catalogue) thus optimization of the reaction conditions, recycling of the catalyst and easy purification approach must be carefully addressed.

4.2. Synthetic approaches to 2,5-bis(aminomethyl)furan and 5-(aminomethyl)-2-furanmethanol

2,5-Bis(aminomethyl)furan (BAMF) and 5-(aminomethyl)-2-furanmethanol (AMF) are two examples of interesting monomers for bio-based polymers such as polyurethanes, polyamine, and polyurea. However, to date, studies on their synthesis are still at its early stage especially when compared to other furanic monomers, *i.e.*, furan diols.

Synthetic approaches to BAMF are summarized in Scheme 9 and Table 11; for simplicity reagents and materials employed for the preparation/purification of catalysts have not been accounted in the calculation of E-factor and PMI values.

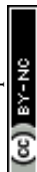
Direct conversion of HMF into BAMF *via* combined alcohol oxidation followed by reductive amination was the most studied synthetic approach (#1–7; Table 11). This chemical transformation comprises of three steps: (i) oxidation of the alcoholic moiety to form DFF; (ii) imine formation condensation by reaction with NH₃ and (iii) reduction of the imine to achieve BAMF. The formation of DFF *via* HMF dehydrogenation was indicated as the rate-controlling and most challenging step.¹⁸¹

BAMF preparations were mostly performed in an autoclave under ammonia and hydrogen pressure at temperatures above

Table 11 Synthetic procedures to BAMF available in the literature^a

Substrate #	Substrate (g mmol ⁻¹)	Conc. (M)	Catalyst (mol% or wt%)	Reaction conditions	Cat. reuse	Yield (%)	E-f	PMI	Ref.
1	HMF (10/79.4)	1.5	Cu ₄ Ni ₁ Al ₄ O _x (20 wt%)	NH ₃ , Na ₂ CO ₃ , H ₂ , 1,4-dioxane; 90–210 °C, 24 h	3	86 ^c	9.1	9.9	179
2	HMF (0.5/3.9)	0.26	10NiMn (4 : 1)/γ-Al ₂ O ₃ (80 wt%)	NH ₃ , H ₂ , THF; 160 °C, 24 h	4	82 ^c	33.7	33.7	180
3	HMF (0.5/3.9)	0.26	RANEY® Ni (50 wt%)	NH ₃ , H ₂ , THF; 160 °C, 12 h	4	82 ^c	33.3	33.7	181
4	HMF (1.3/10)	0.4	RuHCl(acridine- <i>i</i> Pr-PNP)(CO) (0.5 mol%)	NH ₃ , H ₂ , <i>t</i> -amylalcohol; 140 °C, 11 h	—	58 ^b	38.3	39.3	182
5	HMF (0.5/3.9)	0.26	RANEY® Ni (50 wt%)	NH ₃ , H ₂ , THF; 160 °C, 12 h	4	61 ^c	46.0	46.2	183
6	HMF (0.06/0.5)	0.1	(i) Ru/Nb ₂ O ₅ (33 wt%); (ii) Ru(CO)ClH(PPh ₃) ₃ 10 mol, Xantphos (10 mol%)	(i) NH ₃ , H ₂ MeOH, 90 °C, 4 h; (ii) <i>t</i> -amylalcohol, NH ₃ , 140 °C, 14 h	—	(i) 96 ^b ; (ii) 93 ^c	153.4	154.0	184
7	HMF (1.0/7.8)	0.52	(i) CHF ₃ O ₃ S : P ₂ O ₅ (3.0 : 3.0 mmol); (ii) RANEY® Ni (8 wt%)	(i) CH ₃ CN, 100 °C, 3 h; (ii) NH ₃ , H ₂ , MeOH, 120 °C, 3 h	—	(i) 67 ^c ; (ii) 60 ^c	305.8	306.8	185
8	BHMf (3.1/25)	0.5	Ru(CO)ClH(C ₁₃ H ₇ N (CH ₂ P-(Cy) ₂) ₂) (0.1 mol%)	THF, NH ₃ ; 140 °C, 21 h	—	96 ^c	17.7	18.7	186
9	BHMf (0.06/0.5)	0.1	Ru–20MgO/TiO ₂ (>300 wt%)	NH ₃ , PhMe; 110 °C, 20 h	—	86 ^c	84.6	85.6	187
10	BHMf (0.25/2)	0.3	(i) HCl	(i) CH ₂ Cl ₂ ; (ii) (a) NaN ₃ , DMF 65 °C, 16 h; (b) MeOH, PPh ₃ , Boc ₂ O, 16 h; (c) HCl, 1 h	—	14 ^b	5189.6	5190.6	188
11	DFF (0.12/1)	0.14	(ii) Rh/HZSM-5 (25 wt%)	(i) NH ₂ OH, H ₂ O; 110 °C, 2 h; (ii) NH ₃ , H ₂ , EtOH; 130 °C, 2 h	4	(i) 94 ^c ; (ii) 80 ^{b,c}	128.6	129.3	189
12	DFF (0.3/2.5)	0.08	AT-Ni-RANEY® ^d (10 wt%)	THF : H ₂ O, NH ₃ , H ₂ ; 120 °C, 6 h	—	43 ^c	220.6	221.4	190
13	DFF (0.03/0.25)	0.08	Co/ZrO ₂ (100 wt%)	ButNH ₂ , NH ₃ , MeOH; 100 °C, 10 h	4	95 ^{b,c}	501.6	502.6	191
14	AMF (0.5/3.9)	0.2	Ni ₂ Al-600 (50 wt%)	THF, NH ₃ , 160 °C, 18 h	—	70 ^c	53.1	54.1	192
15	CMF (0.5/3.5)	1.1	RANEY® Ni	THF, NH ₃ , H ₂ , 90 °C, 1 h	—	62 ^c	33.8	34.8	193

^a All reactions were conducted in an autoclave except entry 9. ^b Isolated yield. ^c Determined by analytical method. ^d AT = acid-treated.



140 °C in the presence of a variety of custom-made mono or bi-metallic catalyst (#1–7; Table 11).

Considering the values of E-factors and PMI, the direct amination of HMF into BAMF developed by Yuan and co-workers that uses a bifunctional $\text{Cu}_4\text{Ni}_1\text{Al}_4\text{O}_x$ catalyst is the most convenient (#1; Table 11). The procedure was described as a two-stage temperature-controlled reaction process. At 90 °C the reductive amination of HMF aldehyde group takes place followed by hydrogen-borrowing reaction of hydroxyl of HMF at 210 °C. The reaction was performed in 10 grams scale and at high concentration (1.5 M); as a result, calculated E-factor and PMI were of *ca.* 9. Furthermore, the catalyst could be reused up to three times. Unfortunately, the authors did not report any details concerning the purification of the final compound that could be accounted in the metrics evaluation.

Two quite similar syntheses exploited the use of a commercially available catalyst, *i.e.*, RANEY®-Ni (#3 and #5, Table 11). In the best conditions the value of E-factor was calculated to be 33 (#3, Table 11). Further optimization of this procedure might represent an interesting preparation of BAMF.

On the other hand, approaches employing two catalytic systems such as the ones reported by Li or by Lin (Ritter reaction followed by the reductive amination) – although quite efficient – required a larger amount of reagents/solvents resulting in higher valued of E-factor (#6 and #7; Table 11).

BHMF was also employed as starting material to BAMF (#8–10; Table 11). Among the reported procedures, the one proposed by BASF employing a custom-made ruthenium catalyst, resulted the most promising one with a E-factor of 17.7. However, it should be mentioned that BHMF is generally obtained *via* HMF reduction thus the use of additional reagents/solvents should be considered.

Reaction performed using DFF as starting compound are either multistep (#11 and #12; Table 11) or gave only a moderate yield (#13; Table 11) of the desired product.

Amination of the hydroxyl moiety of AMF *via* “hydrogen borrowing” or “hydrogen auto-transfer” mechanism was also reported in good yield although E-factor and PMI values are quite high.

Finally a special mention should be given to the procedure developed by Mitsubishi Gas Chemical Co. that uses 5-(chloromethyl)furfural (CMF) as starting substrate (#15; Table 11). CMF can be directly synthesized from cellulose or saccharide rendering this procedure quite interesting and viable to further interesting optimization.

As evident from the data collected in Table 11, little or no attention was so far given to BAMF purification/isolation as only in few cases the product was isolated as a pure and it was described as a viscous brown oil. Thus, further investigations in this sense are necessary for the exploitation of these amine derived furanics.

4.3. Bio-based polymers

2,5-Bis(aminomethyl)furan (BAMF), 5-hydroxymethyl-2-furfurylamine (AMF) and furfurylamine (Fa) are excellent candidates for subsequent derivatization and polymerization

reactions.^{195–197} In fact, some of these compounds were already considered as a new type of amine monomer for the production of polybenzoxazine (PBPB) resins and polyamides, despite the fact that the number of studies is still moderate when compared to FDCA-based polyamides, and particularly considering polyesters counterparts.^{182,198–202}

Furfuryl amine-based PBs, synthesized through benzoxazine monomers ring opening polymerization (ROP), is an emerging topic based upon Mannich condensation²⁰³ approach used to synthesise benzoxazine monomers taking advantage from the versatility of the structural design capacity they offer.^{198,203,204}

Furthermore, these phenolic resins can have excellent thermal^{198–202} and dielectric properties, low moisture absorption, low surface energy and flammability and corrosion resistance,^{198,201,202} which makes them suitable for space, defence, and communication applications.^{199,200,205} Table 12 summarizes some of the thermal features of previously reported PBs. It is reasonable to generalize that this class of polymers have enhanced thermal stability with a decomposition temperature at 5% weight as high as 395 °C.¹⁹⁸ These cured polymers are very stiff materials exhibiting high glass transition temperature (typically > 300 °C).

Recently, there has been an effort to develop PBs with a greener profile in terms of renewable content and their ability to replace hazard reagents, such as formaldehyde.¹⁹⁸ In this view, Mydeen *et al.* compared a thymol-furfurylamine-derived polybenzoxazine (Fig. 9) incorporating different long-chain diamines (thymol/dodecylamine and thymol/octadecylamine).²⁰²

The ensuing PB(Th-Fa) was just prepared by heating the Th-Fa monomers without catalyst and they show a better anticorrosion performance under moisture conditions and can be used as an effective coating material for different industrial applications under humid environments.²⁰²

Also, Zhang *et al.* synthesized a bio-based trioxazine PB resin using furfurylamine which performed as a flammability retardant.²⁰¹ That same purpose was largely addressed in different polybenzoxazines studies.^{199,201,203} Consequently, these new furfurylamine bio-based benzoxazines and their corresponding polybenzoxazine materials possess excellent processability and thermal properties (Table 12), suggesting a great potential towards high-performance and fire-resistant materials.

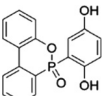
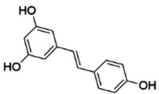
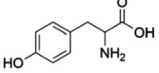
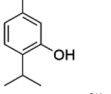
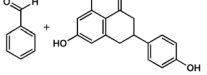
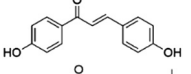
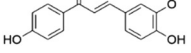
Polybenzoxazines have also been shown to be able to have antibacterial properties, as in the study of Mohamed *et al.*,¹⁹⁸ in which they synthesized a fully bio-based multifunctional benzoxazine (Ap-Fa-Bz) in high yield and purity from apigenin (Ap), furfurylamine, and benzaldehyde (Bz) (Fig. 10).

This study showed the possibility of preparing these polymers under solventless conditions and, most importantly, of replacing hazard formaldehyde. Moreover, it was reported that in addition to the high thermal stability ($T_{d,10} = 395$ °C), a high char yield (52 wt%), and a high glass transition temperature ($T_g = 283$ °C), the resin was even capable to perform as an antibacterial agent against both *Staphylococcus aureus* and *Escherichia coli*.¹⁹⁸

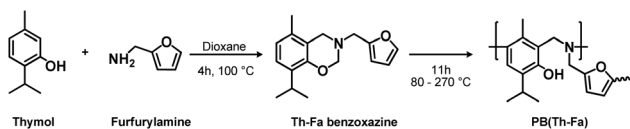
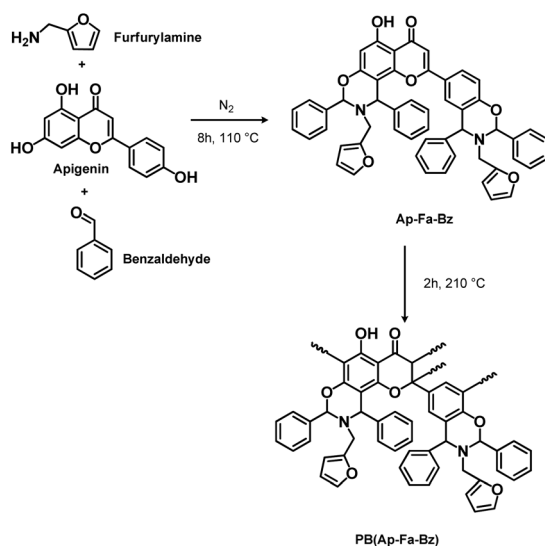
The first study on 2,5-bis(aminomethyl)furan based polymers dates back to 1991, where Gandini *et al.*,²⁰⁷ reported the



Table 12 Thermal properties of newly bio-based polybenzoxazines based on furfurylamine and different co-monomers

PBs	Co-monomers	$T_{d,5\%}^a$ (°C)	$T_{d,max}^b$ (°C)	T_g^c (°C)	CY ₈₀₀ ^d (%)	Ref.
PB(Do-Fa)		351	380	—	37	199
PB(Res-Fa)		346	403	312	64	201
PB(Ty-Fa)		342	—	322	51	206
PB(Th-Fa)		306	401	—	29	202
PB(Ap-Fa-Bz)		395	—	283	—	198
PB(Pp-Fa)		319	393	176	47.3	200
PB(Vp-Fa)		325	424	226	51.6	200

^a Decomposition temperature at 5 weight loss%. ^b $T_{d,max}$: temperature at which the rate of weight loss is maximum. ^c Glass transition temperature. ^d Char yield at 800 °C.

**Fig. 9** Thymol–furfurylamine-derived polybenzoxazine (PB(Th-Fa)) synthesis.**Fig. 10** Synthesis of the antibacterial PB(Ap-Fa-Bz) from furfurylamine, apigenin and benzaldehyde.

polycondensation of BAMF and 2,5-bis(carboxyl chloride)furan for the preparation of bio-based furan polyamides. However, the hazardous dichloride intermediate was involved and the solution polycondensation of 2,5-bis(carboxyl chloride)furan with BAMF results in polymeric products with low molecular weight, yields (not exceeding 60%) and intrinsic viscosity values (not surpassing the 0.5 dL g⁻¹).^{207–209} Over the past years, the interest on these bio-based polyamides has been forgotten. In fact, only a few articles and patents have been published using this type of amino-based monomers.

It should be mentioned that BAMF can also be used as a hardener for epoxy resins applied to water resistant floor coatings or in polyimines.²⁰⁸ In spite of the fact that BAMF is a very interesting monomer to explore in the future for polymers, their systematic characterization, both in terms of mechanical and thermal properties, to evaluate its real potential is still lacking.

5. Epoxides-based monomers

5.1. Synthesis of epoxide-base furanics

HMF and furfural are suitable molecular platforms to be converted into a diversity of furan-based epoxide monomers. Fig. 11 depicts the structures of some of these epoxides that have been subsequently exploited for the synthesis of epoxy resins (Section 5.2).

Two main synthetic strategies have been explored for the preparation of these derivatives. The first strategy involves the



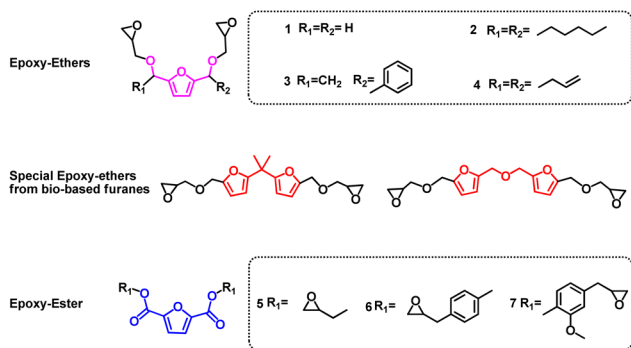


Fig. 11 Examples of epoxides derived from furans chemicals.

use of furanic derivatives that are prone to react with allylic compounds, such as allyl bromide, resulting in the formation of corresponding allylic ethers or ester derivatives (Fig. 12; Table 13; ESI Table S.13†). Subsequently, the allylic-derived furanic compounds are transformed into the corresponding epoxides through oxidation, often using reagents like *m*-chloroperoxybenzoic acid (*m*-CPBA).

Alternatively, the direct synthesis of furanic epoxide derivatives can be achieved by reacting furan-based intermediates with halo epoxides, such as epichlorohydrin (ECH), or hydroxy epoxides, like glycidol, to yield the desired ether or ester epoxide derivatives.

While these synthetic protocols are generally straightforward and scalable, they tend to generate a substantial amount of waste, primarily due to the frequent use of chlorine chemistry. Consequently, these methods are far from being environmentally efficient and optimized in terms of sustainability.

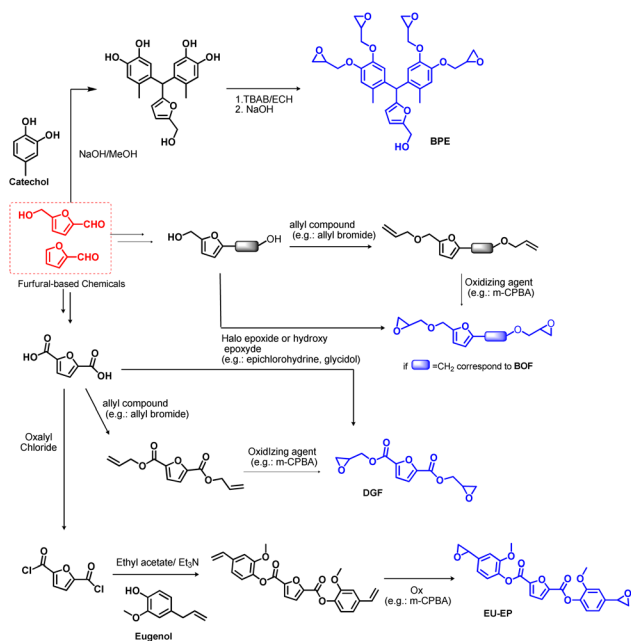


Fig. 12 Synthetic pathways for the synthesis of epoxy derivatives from furan-based chemicals.

For example, the synthesis of 2,5-bis[[2-oxiranylmethoxy]-methyl]-furan (BOF; #1 and #2, Table 13) is typically carried out through the direct alkylation of BHMF. BOF is obtained by reacting BHMF with epichlorohydrin in the presence of NaOH, and utilizing tetra-*n*-butylammonium salts as a phase transfer catalyst. While this process achieves a 60% yield and demonstrates relatively good values in terms of green metrics (E-f and PMI), there is no reported reuse of the phase transfer catalyst. Importantly, these synthetic procedures, despite their scalability and reasonable yields, generate significant waste, with a production of 3 kg of waste per kg of epoxide due to the formation of inorganic salts during the etherification reaction. Efforts are needed to optimize these processes for greater environmental efficiency and sustainability.

In a similar fashion, BOF can be obtained using BHMF as the starting reactant with TBAB as the transfer catalyst (#2–5, Table 13). Also in these trials, transesterification of BHMF was performed with ECH to yield the desired BOF in moderate to good yields (62–75%). In all cases, the authors followed the same procedure (ECH/NaOH) with differences in the concentration of the initial reactant. In these procedures, the values of both E-f and PMI are higher because of the poor recyclability of the “apparent” catalyst and the larger amount of waste generated during the epoxidation.

The diglyceryl ester of 2,5-furandicarboxylic acid (DGF, #6, Table 13) was synthesized in multigram scale by esterification of FDCA with allyl bromide in mixture *N,N*-dimethylformamide/acetone and using triethylamine. The isolated ester was further oxidized to the corresponding epoxide with *m*-CPBA.

An alternative approach is based on the transesterification between DMF-FDCA and glycidol. Using this procedure, the values of E-f and PMI were 9.1 and 10.1, respectively for the first step while 29.5 and 30.5 for the second one.

Alternatively, the same protocol was applied to FDCA; in this case, overall yield of 72% was achieved however the green metrics show higher values (E-factor 20.7 and PMI = 21.7) in comparison to the previous synthetic protocol used for the preparation of the same product.

Transesterification does not require a large excess of reagents and is performed at lower temperature and for shorter time than the glycidylation.

The synthesis of aromatic glycidyl furan derivatives from FDCA and eugenol has also been reported (#8; Table 13).²¹⁷ The authors highlight that the diepoxide monomer, bis(2-methoxy-4-(oxiran-2-ylmethyl)phenyl)furan-2,5-dicarboxylate (EU-EP), boasts a significant biomass content of up to 93%.

The synthetic route for EU-EP involves three key steps. In the first step, the acid chloride is obtained through the reaction of FDCA with oxalyl chloride. This intermediate is subsequently transformed into the corresponding ester through a reaction involving eugenol and triethylamine, achieving a high yield of 91%. Thus, the allyl group is oxidized to produce the corresponding epoxide using *m*-CPBA.

Interestingly, when compared to previous synthetic protocols for the preparation of epoxides derived from HMF, it



Table 13 Most representative synthesis of epoxides from furanic-derived biomass

#	Substrate (g mmol ⁻¹)	Conc. (M)	Catalyst (mol% or wt%)	Reaction conditions	Yield (%)	E-f	PMI	Ref.
1	BHMF (128/1000)	5.81	TBHS (1.2 mol%)	ECH, NaOH; 65 °C, 4 h	BOF 60	3.1	4.1	210
2	BHMF (51.3/400)	1.28	TBAB (2 mol%)	(i) ECH, 65 °C, 5 h; (ii) NaOH; 30 °C, 24 h	BOF 64	7.4	8.4	211
3	BHMF (10.2/80)	1.27	TBAB (2 mol%)	ECH, NaOH; 65 °C, 10 h	BOF 62	8.4	9.4	212
4	(i) HMF (50.4/400); (ii) BHMF (2.6/20)	4	TBAB (0.5 mol%)	(i) H ₂ O, NaBH ₄ ; 0 °C, overnight; (ii) THF, ECH, NaOH, TBAB; 50 °C, 7 h	BOF 75	27.3	28.3	213
5	BHMF (2.6/20)	0.48	TBAB (10 mol%)	THF, NaOH, ECH; 50 °C, 2 h	BOF 74	31.8	32.8	214
6	(i) FDCA (50/320); (ii) FDCE (60/250)	FDCA 1.10; FDCE 0.56	—	(i) Allyl bromide, DMF; reflux, 12 h; (ii) <i>m</i> -chloroperoxybenzoic, DCM; 40 °C, 3 days	DGF 57	9.1, 29.5 ^a	10.1, 30.5 ^a	215
7	(i) FDCA (50/320); (ii) FDCE (60/250)	FDCA 2.28; FDCE 0.56	—	(i) DMF, acetone, allyl bromide, Et ₃ N; reflux, 24 h; (ii) <i>m</i> -chloroperoxybenzoic, DCM; 40 °C, 72 h	DGF 72	20.7	21.7	216
8	(i) BHMF (15.6/100); (ii) FDCDCl (9.6/50); (iii) EUFU (8.4/20)	BHMF 0.88; FDCDCl 0.50; EUFU 0.20	DMF (0.5 wt%)	(i) THF, oxalyl chloride; 25 °C, 3 h; (ii) eugenol, Et ₃ N, AcOEt; 25 °C, 0.5 h; (iii) AcOEt, <i>m</i> -CPBA; 40 °C, 48 h	EU-EP 64	17.3	18.3	217
9	(i) HMF (1.3/10); (ii) BPF (0.22/1)	HMF 5.00; BPF 0.13	TBAB (40 mol%)	(i) MeOH, NaOH, catechol; 65 °C, 24 h; (ii) aq. NaOH, ECH; 60 °C, 3 h	BPE 22	46.0 ^b	47.0 ^b	218

^a For the second step. ^b Using HMF as the aldehyde and considering the tetraepoxide as the final product. Abbreviations can be found in the dedicated section.

appears that the values for both E-f and PMI are notably higher, reaching 17.3 and 18.3, respectively.

Similarly, lignin and carbohydrate-derived molecules, such as 4-methylcatechol, HMF, and furfural, can be employed for the synthesis of novel bisphenol-furan polyepoxides (#9, Table 13).²¹⁸ Furfural and HMF were reacted with 4-methylcatechol in the presence of NaOH, yielding the corresponding bisphenol-furan polyalcohol under relatively mild conditions. This intermediate can then be further converted into the corresponding epoxides through glycidylation, using tetrabutylammonium bromide (TBAB) as a phase-transfer catalyst and epichlorohydrin as reagent.

The resulting renewable bio-based bisphenol-furan epoxy thermosets exhibit favourable thermal and mechanical performance. However, the environmental sustainability of this approach is compromised due to higher values of green metrics, with an E-factor of 46 and a PMI of 47. These high values can be ascribed to the limited reuse of the catalyst and the generation of a larger amount of waste during the procedure, rendering this alternative less environmentally sustainable compared to other methods.

In conclusion there are two main issues that should be addressed for epoxy-based furanics (i) avoid the use of chlorine reagents – despite these synthetic procedures results in good green metrics values; (ii) for transesterification-based procedures optimization of the reaction conditions is required in order to improve the actual PMI values.

5.2. Polymer based on epoxide furanic derivatives

Epoxide furanic derivatives have gained significant interest as a promising class of polymers due to their unique properties,

which include T_g , rigidity, durability, and flame resistance. These compounds can be polymerized through an ionic mechanism, such as cationic polymerization, but this process typically exhibits a relatively slow reaction rate. Therefore, optimizing the curing time is essential to prevent damage to the final material resulting from prolonged exposure to UV light.²¹⁴ Additionally, adjusting the initiator's percentage in the composition during curing can enhance the tensile-shear strength and improve the heat flow integrals, serving as indicators of the kinetic profile for cationic photo-curing of biomass-based furanic compounds.

Indeed, an alternative approach to synthesize polymers based on epoxide furanic derivatives is through polyaddition reactions. Beginning with glycidyl furfuryl (DGF), cyclic carbonates can be synthesized and subsequently polymerized with diamines. As an example, bis(cyclic carbonate) derived from furandicarboxylic acid (FDCA) can react with various diamines, such as 1,6-hexanediamine, 1,8-diaminooctane, and isophorone diamine, under relatively mild conditions (in the range of 140–160 °C). This reaction leads to the production of non-isocyanate polyurethanes with characteristics comparable to traditional polyurethanes. This method offers a more environmentally friendly and sustainable route to produce polyurethane-like materials without the use of isocyanates, which are known for their potential health and environmental concerns.²¹⁵

These novel furan-based epoxides open up new possibilities for the development of thermosetting resins with unique properties suitable for coatings, adhesives, composites, and electronic packaging materials.²¹⁹ The inherent rigidity of these epoxide derivatives offers a promising path to creating bio-



based renewable epoxy resins that outperform resins derived from long aliphatic chain epoxide monomers, particularly those obtained from plant oils as a renewable feedstock.

Bio-based polymers derived from the combination of epoxides and furans exhibit exceptional versatility, due to the reactivity of epoxides and the rigidity of furans within their structures. These materials hold significant potential for various applications, with a particular focus on advanced composites. When these biopolymers are appropriately cross-linked, they yield final materials with outstanding mechanical properties, characterized by high strength-to-weight ratios and resistance to fatigue. This makes them ideal for applications in high-performance environments, such as aerospace structures and the automotive industry. Besides, the incorporation of furan rings into the polymeric backbone enhances mechanical and thermal properties, such as higher glass transition temperatures, in comparison to petroleum-based analogues, like resins based on the diglycidyl ether of bisphenol A (DGEBA).²¹⁴ These high values were attributed to the symmetry of the monomers and the presence of an oxygen atom in the furan ring, which enables the formation of inter-chain hydrogen bonding interactions. These interactions lead to distinct performance characteristics for furan-based epoxides when compared to their conventional counterparts, including relatively higher modulus and T_g .^{210,212,216}

Both conventional diamines, such as 4,4'-methylenebis(cyclohexylamine) (PACM) or diethyl toluene diamine (EPI),²²⁰ and bio-based furanic diamines (Fig. 13) have been explored as curing agents for the synthesis of these innovative epoxy resins. This versatility allows for the tailoring of epoxy resin properties to meet specific application requirements and environmental considerations. When these biopolymers are appropriately cross-linked, they resulted in materials with outstanding mechanical properties, characterized by high strength-to-weight ratios and resistance to fatigue. This makes them ideal for applications in high-performance environments, such as aerospace structures and the automotive industry. Additionally, their excellent thermal stability renders them suitable for use in high-temperature settings. Furthermore, starting from different furan epoxides and employing various crosslinking agents and curing agents (as illustrated in Fig. 13), the properties of these materials can be tailored to

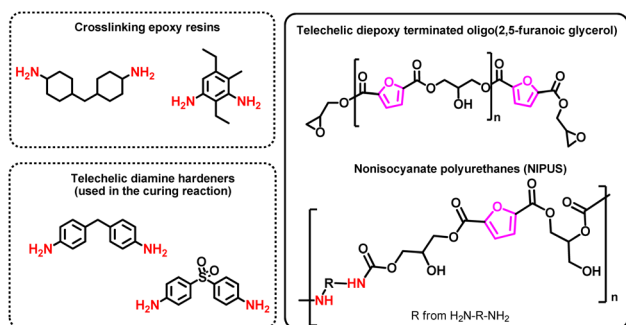


Fig. 13 Some crosslinking epoxy resins, curing agents and oligomers/polymers from epoxide furanic derivatives.

achieve low dielectric constants and high electric insulation. This makes them invaluable in the production of printed circuit boards (PCBs) and the encapsulation of electronic components. Moreover, these polymers can be formulated to exhibit high adhesion properties, ensuring secure bonding in PCBs. This adhesion is crucial for maintaining signal integrity and preventing delamination, making them a preferred choice in the electronics industry for various applications.

6. Alkyl carbonate-based furanics

6.1. Synthesis of alkyl carbonate furanic monomers

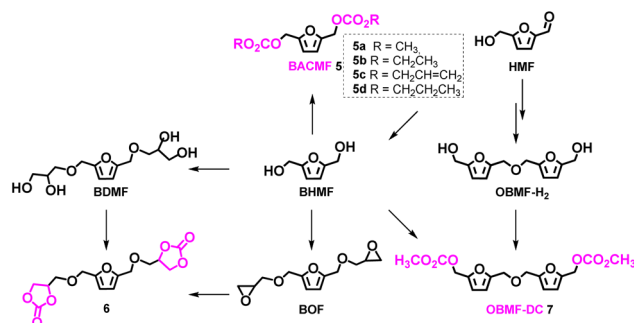
As above reported (Section 3), reduction of the aldehyde functionality of HMF and OBMF lead to diols the BHMF and OBMF-H₂, respectively. These substrates can be easily converted into (bis)alkylcarbonate derivatives that represent another example of interesting monomers with potential applications for the preparation of bio-based polycarbonate and polyurethanes (Scheme 10).

Table 14 summarizes the synthetic procedures for the furan alkylcarbonates starting from BHMF and OBMF-H₂.

BHMF was reacted with selected dialkylcarbonates (DACs) to achieve a library of bis-alkylcarbonate derivatives (BACMF), as shown in Scheme 10. As an example, the reaction of BHMF with dimethyl carbonate (DMC) gave the BACMF 5a namely 2,5-bis[(methoxycarbonyl)oxymethyl]furan.

Diethyl carbonate (DEC), diallyl carbonate (All₂C) and dipropyl carbonate (DPC) were also used as both reagent and solvent to achieve the related BACMF 5b–5d in yield up to 87% (#2–4; Table 14) employing potassium carbonate in large excess as a base. It should be pointed out that for the calculations of the green metrics the total amount of DAC employed was split into two contributes. The first (as reagent) was calculated as the stoichiometric amount of DAC required to react with the reagent to form the final product. The second (as solvent) was calculated subtracting the moles of DAC “reagents” to the total.

Since K₂CO₃ was used in stoichiometric amounts, and because it was not recovered and reused, green metrics resulted quite high. PMI values ranged from 8.8 for BACMF 5c up to 76 for compound 5d.



Scheme 10 Synthetic pathways to alkylcarbonate-based monomers.



Table 14 Synthetic procedures to alkylcarbonate-based monomers

#	Substrate (g mmol ⁻¹)	Conc. (M)	Catalyst (mol%)	Reaction conditions	Yield ^a (%)	E-f	PMI	Ref.
1	BHMF (0.5/3.9)	0.39	K ₂ CO ₃ (200)	DMC; 90 °C, 6 h	5a , 87	13.6	14.6	221
2	BHMF (0.5/3.9)	0.28	K ₂ CO ₃ (200)	DEC; 140 °C, 6 h	5b , 76	18	19	221
3	BHMF (0.5/3.9)	0.71	K ₂ CO ₃ (200)	All ₂ C; 140 °C, 6 h	5c , 70	7.8	8.8	221
4	BHMF (0.1/0.78)	0.64	DIEA ^b (400)	DPC; 120 °C, 12 h	5d , 10	75	76	222
5	BOMF	Neat	La(III) scorpionate complexes (0.5)	TBAB; CO ₂ , 70 °C, 4 h	6 , 85	—	—	223
6	BOMF (1.2/5)	Neat	Al(III) scorpionate complexes (0.25)	CO ₂ , TBAB; 80 °C, 3 h	6 , 98	—	—	224
7 ^{c,d}	BDMF	1.0	TBAB (3.5)	DMSO, TBAB, DMC; 180 °C, residence time 9 min	6 , 69	—	—	225
8	OBMF-H ₂ (1/4.2)	0.08	K ₂ CO ₃ (220)	DMC; 90 °C, 6 h	7 , 97	37.7	38.7	40

^a Isolated yield. ^b Hünig's base. ^c Quantities not reported. ^d Experiment conducted in continuous-flow.

The reaction of BHMF with DPC was conducted employing *N,N*-diisopropylethylamine (DIEA or Hünig's base) (#4; Table 14). The higher E-f and PMI values compared to the previously discussed procedures is ascribable to the large amount of base and the poor yield of the desired product **5d** (10% yield).

Furanic cyclic carbonate **6** can be prepared by metal catalysed CO₂ insertion into 2,5-bisepoxy furan BOF (Section 5) or by reaction of 3,3'-((furan-2,5-diylbis(methylene))bis(oxy))bis(propane-1,2-diol) (BDMF) with DMC (#5–7; Table 14). Unfortunately, E-f and PMI cannot be calculated for these procedures because technical specifications of the synthesis were not reported.

For what concerns OBMF-H₂, the only trial so far reported with organic carbonates was performed with DMC; the related product OBMF-DC **7** was isolated in almost quantitative yield. The resulting high values of the green metrics have to be ascribed once again to the use of the excess of base (#8; Table 14).

Alkyl carbonates-based furanics are still only preliminary investigated, so future investigations are definitely desirable and should be focused on improving the reaction conditions (recovering and reuse of the reagents/catalysts) and purification methodologies.

6.2. Bio-based polymers from alkyl carbonate furanic monomers

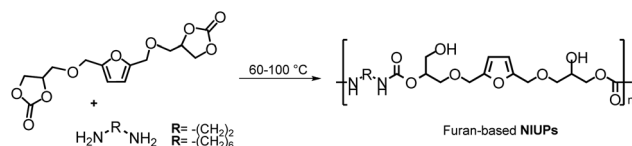
Polyurethanes are typically synthesized using hazardous isocyanates, which can have serious health effects.^{226–228} An alternative approach would be the use as monomers bis-cyclic carbonates, obtained *via* CO₂ insertion into bis-epoxides.

These monomers can undergo step-growth polyaddition with diamines under mild reaction conditions yielding a wide range of non-isocyanate polyurethanes (NIPUs) that feature hydroxyl groups on the β-carbon of the urethane moieties.^{229–232}

NIPUs can be easily produced using renewable resources as starting materials.^{233–235}

In this view, Li and co-workers has reported the preparation of two furan-based NIPUs encompassing a different chain length in the diamine units (Scheme 11).²³⁶

Solvent-free and catalyst-free step-growth polymerizations of bis-cyclic carbonate furan were conducted in the presence of

**Scheme 11** NIPUs from bis-cyclic carbonate furanic.

1,2-ethanediamine (EDA) and 1,6-hexanediamine (HDA). Due to the volatility of EDA and HDA, a temperature program was chosen starting from 60 °C and gradually raise the temperature up to 100 °C. The so-formed NIPUs had a high molecular weight ($M_n = 26\,700\text{--}34\,100\text{ g mol}^{-1}$). Furthermore since both the -OH and -NH units of the NIPUs are capable of forming hydrogen bonds with carbonate units, poly(propylene carbonate) (PPC) blends containing furan-based NIPUs as the second component were successfully prepared.

Glass transition temperatures, tensile strengths, and elongations at break have been significantly improved. In particular, with the addition of 5.0% by weight of furan-based NIPUs, the tensile strengths of the blends exceeded 30 MPa, approximately double that of neat PPC and equivalent to those of commercial polyethylene.

It is evident that NIPUs prepared from bis-cyclic furans have been so far only preliminary investigated.

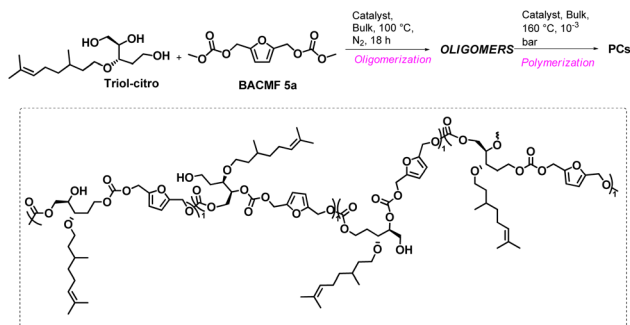
Very recently a fully renewable polycarbonates (PCs) has been reported starting from cellulose-based platform molecules levoglucosenone (LGO) and BACMF **5a** (Scheme 12). To promote the polymerization reaction, 2 mol% of Na₂CO₃ resulting in the bio-based PC with the highest M_n value (755 000 g mol⁻¹), as well as $T_{d5\%}$ (197 °C).²³⁷

7. Furan dicarboxylic acid monomers beyond 2,5-FDCA and polymers

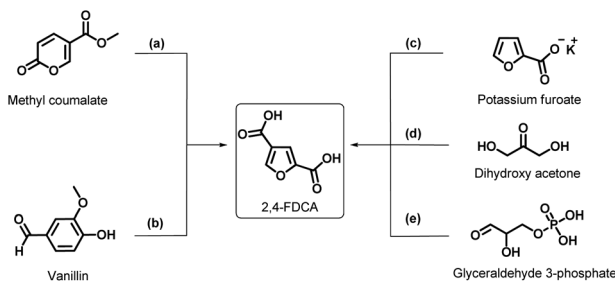
7.1. Synthesis of 2,4-furan dicarboxylic acid

In 1901, Feist reported the first synthesis of 2,4-furandicarboxylic acid (2,4-FDCA).²³⁸ 2,4-FDCA was synthesized in three steps: (i) bromination of methyl coumalate, followed by (ii)

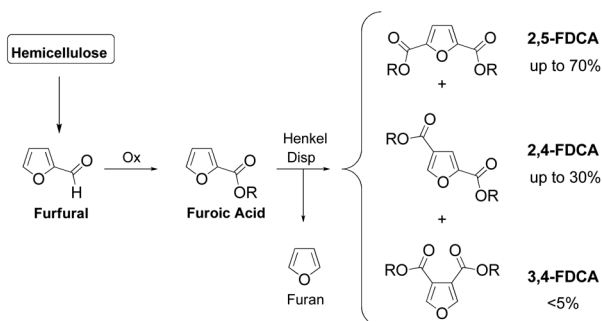




Scheme 12 NIPUs from bis-cyclic carbonate furanic.



Scheme 13 Synthesis of 2,4-FDCA from different substrates.



Scheme 14 Production of three FDCA isomers through the Henkel disproportionation.

hydrolysis and (iii) cyclization with a strong acid (Scheme 13a). Numerous attempts to reproduce this method revealed that indeed 2,4-FDCA could only be recovered in poor yield.

Pearl and coworkers also described the use of vanillin (Scheme 13b) to synthesize 2,4-FDCA, but once again with very low isolated yield (3%).²³⁹ Later on, a few more strategies were also identified, requiring time-consuming or sequential steps; unfortunately, none of them succeeded in significantly increase the overall yield of 2,4-FDCA.^{240–242}

In 1952, Raecke and co-workers reported a solid-state chemistry reaction, also known as disproportionation reaction, which involves the thermal rearrangement of monocarboxylate alkaline salt to synthesize symmetrical aromatic dicarboxylates in the presence of metallic salt (catalyst) and carbon dioxide.²⁴⁶

This process, known since then as the Henkel/Raecke process, was promptly used for the commercial production of terephthalic acid (TA) from potassium benzoate, but later on abandoned as the catalytic oxidation of *p*-xylene to produce TA was proven to be a more economically viable route.

In recent years, Thiyagarajan *et al.* performed a solvent-free Henkel-type disproportionation of potassium furoate that starts with low food-value agro-residues to synthesize 2,5-FDCA (Scheme 13c).²⁴³ In addition to this symmetrical compound, two isomers (2,4-FDCA and 3,4-FDCA) were also obtained (Scheme 14).²⁴³

The authors reported that the selectivity towards 2,4-FDCA (up to 30%; 70% 2,5-FDCA) depended on the type of catalyst employed and on selected experimental condition (#1; Table 15). 3,4-FDCA was only obtained in <5% yield.

A recent patent application from Iowa State University describes the use of copper(i) iodide (CuI) as a catalyst in the disproportionation of heteroaromatic carboxylate (potassium furoate) and reports 7% selectivity to 2,4-FDCA compared to the main isomer 2,5-FDCA (93%) (#2; Table 15).²⁴⁴ Both these syntheses showed a quite high values of PMI and E-factor.

A similar procedure to the well-known method for synthesizing 2,5-FDCA through the catalytic oxidation of HMF was reported allowing the synthesis of 2,4-FDCA from the oxidation of 4-hydroxymethyl furfural (4-HMF).²⁴⁵

Under mild oxidation conditions, glycerol gives dihydroxy acetone with high selectivity, which then undergoes a self-con-

Table 15 E-factor and PMI values for different 2,4-FDCA syntheses^a

#	Reaction type	Substrate (g mmol ⁻¹)	Conc. (M)	Catalyst (g)	Reaction conditions	Yield ^b (%)	E-f	PMI	Ref.
1	Dis	Potassium-2-furanoate (10/66.7)	Neat	CdI ₂ (53 wt%)	260 °C, 5.5 h	27	40.2	41.2	243
2	Dis	Potassium-2-furanoate (0.3/1.7)	Neat	CuI (13 wt%)	CO ₂ , 40 bar; 300 °C, 16 h	7	54.3	55.3	244
3 ^c	Mul	1,2-DHA (0.2/2.7)	0.67	(i) Amberlite® IRA-900 (100 wt%); (ii) Amberlyst-15 (50 wt%)	(i) H ₂ O; 0 °C, 24 h; (ii) NaOH, KMnO ₄ , H ₂ O, 0 °C, 15, pH 1	66	112.3	113.3	245

^a Dis = disproportion, Mul = multistep. Work-up and purification material not included in the metrics calculations. ^b All yields are isolated.

^c Amounts of the first step normalized with respect to the second step.



denation reaction resulting in branched chain hexoses. In the presence of an acid catalyst, the branched chain hexoses undergo a dehydration reaction that eliminates three molecules of water, producing the stable 4-HMF. It has been demonstrated that this produces the 2,4-FDCA with an overall isolated yield of 66% (Table 15) when it is oxidized with potassium permanganate from dihydroxy acetone (Scheme 13d).²⁴⁵ In this case, as well, green metrics show very high values compared to several other furanic monomers.

Alexandrino and coworkers at Braskem, a Brazilian petrochemical company, recently developed the direct fermentation method to produce 2,4-FDCA in a recombinant microorganism from glyceraldehyde-3-phosphate (G3P).^{247,248} The latter is effectively produced from carbon feedstock, such as glucose, xylose, and glycerol, which is catalysed into [5-formylfuran-3-yl]methyl phosphate by methyl phosphate synthase. The phosphatase catalyses the conversion into 4-HMF, which is then oxidized to produce the final product, 2,4-FDCA, either directly or by producing a number of intermediates, such as furan-2,4-carbaldehyde (Scheme 13e). Unfortunately, in this case it was not possible to evaluate the green metrics.

It is evident that the methods developed so far for the synthesis of 2,4-FDCA are significantly meagre compared to its analogue 2,5-FDCA. This is viewed as a barrier to further exploration and realization of the potential of this unsymmetrical unique monomer in a variety of applications. Nevertheless, there are reports that describe the structural features of 2,4-FDCA and its impact on the polymer properties, compared to the well-researched 2,5-FDCA and its benzene analogue TA. It is noteworthy that the combination of this monomers with 2,5-FDCA appears full of promises even when used in small amounts. Future investigations should focus on the synthesis of 2,4-FDCA in large scale including optimization of the reaction conditions.

7.2. Bio-based polyesters from 2,4-FDCA

In terms of linearity, the structure of 2,4-FDCA is more similar to TA compared to 2,5-FDCA.²⁴³ The comparison is made based on (a) the distance between carboxylic acids, and (b) the angle between the carbon atom and the carboxylic functionality attached to it, either in the furan or in the benzene ring (Fig. 14). This insight encouraged to investigate the structure-property relationships of homo-polyesters derived from 2,4-FDCA to compare furan and benzene analogues.

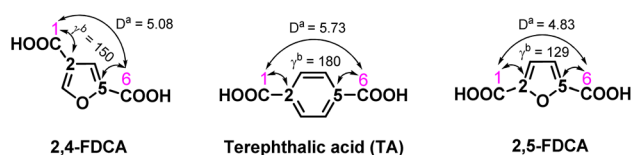
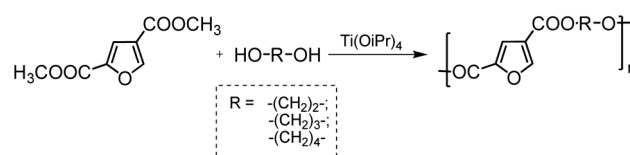


Fig. 14 Atom labelling and structural parameters for 2,4-FDCA and 2,5-FDCA compared to TA. D_a is the interatomic distance (Å) between C1–C6 (carboxylic acid groups) and γ_b is the projected angle (°) between the C1–C2 bond and C5–C6 bond.

Similar to the classical procedure used to synthesize poly(ethylene terephthalate) (PET) and poly(ethylene furanoate) (2,5-PEF), the melt-polycondensation of 2,4-FDCA dimethyl ester in combination with ethylene glycol (EG) provided high molecular weight polyethylene furanoate (2,4-PEF) polyester, while in combination with other linear diols (1,3-propane diol and 1,4-butane diol) 2,4-PPF and 2,4-PBF are respectively obtained (Scheme 15).²⁴⁹ The high molecular weight obtained from the 2,4-FDCA monomer further confirmed that carboxylic esters have similar reactivity for the synthesis of both benzene and furan analogues. However, position isomerism and random distribution of polymer repeating unit resulted in a considerable effect on the aptitude to crystallize, because 2,5-PEF samples appeared opaque after cooling from the melt, whereas 2,4-PEF samples appeared translucent. Zaidi *et al.* studied the optical properties of 2,4-PEF highlighting the high transmittance in the visible region (400–700 nm) and thus its optical transparency.²⁵⁰ Thermogravimetric analysis (TGA) showed that thermal stability is not affected by FDCA position isomerism, and that 2,4-FDCA-based polyesters have an even better thermal stability compared to the 2,5-FDCA-based analogues.²⁴⁹

The T_g of 2,4-FDCA-derived polyesters are slightly lower compared to 2,5-FDCA-derived analogues for all the three diols investigated. The difference in symmetry of the FDCA isomers also impacts the crystallization and melting behaviours; no melting point is detected for 2,4-PEF even after annealing at 90 °C for 5 h. Wide-angle X-ray diffraction (WAXD) analyses further showed that the homopolyesters synthesized from the 2,4-FDCA isomer are amorphous in nature, whereas the use of 2,5-FDCA produces semi-crystalline materials.²⁴⁹

A series of copolyesters using different mixtures of 2,5- and 2,4-FDCA (physical blends and the mixtures directly obtained from Henkel reaction) in combination with different diols were also reported.²⁵¹ Detailed investigations disclose that, in most cases, the mixture of FDCA-isomers obtained during the Henkel reaction can be in principle directly used to synthesize copolyesters with significantly good properties, without any downstream processing to separate and purify the isomers. This conclusion is interesting since it may considerably reduce the time and costs for biomass valorization. In terms of properties, it was shown that the incorporation of the 2,4-FDCA isomer into 2,5-PEF has a significant effect on T_g , T_m and the overall crystallization process. In particular, an amount of 2,4-FDCA-based repeating units as little as 5–10 mol% is sufficient to disrupt PEF crystallization.



Scheme 15 Synthesis of FDCA isomers (2,5- and 2,4-) based polyesters.



Bourdet *et al.* compared two copolymers obtained with ethylene glycol and different ratios of 2,5- and 2,4-FDCA to the homopolymers 2,5-PEF and 2,4-PEF.²⁵² They observed that the incorporation of 2,4-FDCA-based units into a polymer backbone mainly constituted of 2,5-FDCA-based units is responsible for longer β relaxation times, but has no striking effects on the fragility index m , on cooperativity, and on the activation energy for the α relaxation process in the liquid state ($T > T_g$), however they observed a decrease in the activation energy in the glassy state ($T < T_g$), which suggests a possible effect on physical aging.

Zaidi *et al.* could develop transparent PET-co-2,4-PEF films by carefully controlling the amount of 2,4-FDCA introduced in the 2,5-FDCA-based copolyesters, taking advantage of the resistance of 2,4-FDCA-based repeating units to crystallize.²⁵⁰ This feature, that clearly opposes 2,4-FDCA and 2,5-FDCA, was later on explained by Nolasco *et al.* via a combination of vibrational spectroscopy techniques and *ab initio* calculations.²⁵³ In particular, the films developed by Zaidi *et al.* were found to be semi-crystalline for contents of 2,4-FDCA up to 15 mol%, fully amorphous and perfectly transparent for contents of 50 mol% and above.²⁵⁰ The use of 2,4-FDCA as a co-monomer to improve the transparency of polyester films may still need some improvements, but it is promising for applications such as transparent packaging, plastic windows, headlight lenses, contact lenses, *etc.* The properties of the 2,4-FDCA isomer have also been found to be more suitable than the properties of TA in the synthesis of nematic liquid crystal materials for LCD displays.²⁴⁵

Bianchi *et al.* used 2,4-FDCA to synthesize poly(butylene 2,4-furanoate) (2,4-PBF) in combination with 1,4-butanediol and compared it to its analogue 2,5-PBF.²⁵⁴ Both the homopolymers were processed into films by compression molding. Thermal analysis showed a reduction of both T_g and T_m , and a decrease in the aptitude to crystallize. Interestingly, 2,4-PBF is thermally more stable than 2,5-PBF, is less hydrophilic (likely due to the lower value of the average dipolar moment),²⁵⁵ and therefore less prone to hydrolysis, is more flexible and tough, and has even better barrier properties compared to 2,5-PBF. Even more interestingly, the gas barrier properties were measured as outstanding both in dry and humid conditions, but only for amorphous films.

Bourdet *et al.* recently focused on the effects of isothermal crystallization in homo- and random co-polyesters containing different amounts of 2,4-FDCA-based units (0, 10 and 15 mol%, *i.e.* in the composition range where crystallization is still possible, even though disrupted).²⁵⁶ They concluded that the partial replacement of 2,5-FDCA by its position isomer could help controlling crystallinity analogously to what happens when ethylene glycol is partially replaced by cyclohexane dimethanol in glycol-modified polyethylene terephthalate (PETg).

Almost at the same time, Braskem filed a patent application proving that 2,4-FDCA can be used to synthesize copolyesters with increased crystallization control, in amounts as low as 0.1 to 10 mol% with respect to the total molar content of the

dicarboxylic acid component.²⁵⁷ They reported a slower crystallization rate and higher gas barrier properties to CO₂ and O₂ due to the incorporation of 2,4-FDCA-based units in PET. The same company had previously filed another patent suggesting to use the 2,4-isomer of FDCA diesters for the production of plasticizers, aiming at better controlling physical properties such as flexibility, durability and processability.²⁵⁸ Braskem explored several routes to synthesize 2,4-FDCA and use it to produce molecules possibly interesting as plasticizers, in variable amounts and for a large panel of different polymers, with or without the addition of other components (*e.g.* stabilizers, fillers and reinforcements, expansion agents, lubricants, pigments, flame retardants, *etc.*).

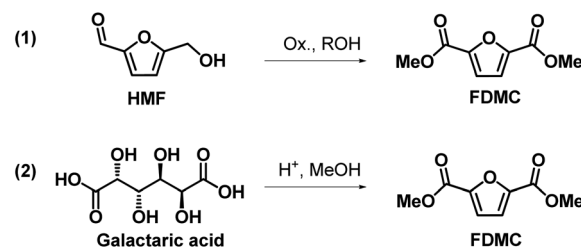
8. Ester based furanics

The low solubility, high melting point and boiling point of FDCA hinder its use and purification.²⁵⁹ Therefore, ester derivatives of FDCA (FDME), such as furan-2,5-dimethylcarboxylate (FDMC), have gained an increasing attention as alternatives for FDCA. FDMC has lower boiling point compared to FDCA (*ca.* 270 °C vs. 420 °C, respectively), which enables its efficient purification by vacuum distillation.²⁶⁰ Furthermore, the ester derivatives are more soluble in common solvents, enabling more efficient synthesis and purification.

The so far reported synthetic routes to FDCA esters from biomass can be divided into two pathways based on the intermediate molecule used (Scheme 16) (i) oxidative esterification and (ii) acid catalysed cyclisation starting from galactaric acid.

8.1 Ester based furanics by oxidative esterification

The advances in oxidative esterification of HMF into FDMC have been covered by several dedicated reviews.^{259–261} Table 16 reports several FDCA esters syntheses employing this approach. Unfortunately, for most of the procedures present in literature (see also ESI; Table S.14[†]) it was not possible to calculate the green metrics due to missing information such as autoclave capacity, pressure of O₂ employed, *etc.* Nevertheless, a brief explanation of the synthesis procedure is given in the main text.



Scheme 16 The two pathways to FDCA esters from carbohydrates (1) oxidative esterification; (2) acid catalysed cyclisation from galactaric acid.



Table 16 Oxidative esterification of HMF to produce FDCA esters

#	Substrate (g mmol ⁻¹)	Conc. (M)	Catalyst (mol% or wt%)	Reaction conditions	Yield (%)	Cat. reuse	E-f	PMI	Ref.
1 ^a	HMF (0.25/2)	2.0	Co@CN (3.8 mol%)	O ₂ 1 bar, MeOH; 80 °C, 24 h	FDMC 84 ^b	5	17.8	2.9	262
2	HMF (0.5/4)	0.3	Au/TiO ₂ (50 wt%); MeONa (7.5 mol%)	O ₂ 4 bar, MeOH; 130 °C, 3 h	FDMC98	—	16.5	17.5	263
3	HMF (0.25/2)	0.1	Au/HAP (1 mol%)	Air 24 bar, MeOH; 130 °C, 6 h	FDMC 89	—	55.5	56.2	264
4 ^c	HMF (0.2/1.5)	0.08	Au/CeO ₂ (25 wt%)	N ₂ 10 bar, O ₂ 0.33 mL s ⁻¹ ; MeOH; 130 °C, 5 h	FDMC 99	5	55.7	56.5	265
5	HMF (0.03/0.25)	0.1	Co _x O _y -N@C (39 wt%); K-OMS-2 (39 wt%); K ₂ CO ₃ (23 wt%)	O ₂ , 10 bar, MeOH; 100 °C, 6 h	FDME 96	—	37.6	38.3	266

^a Recovery of work-up solvent. ^b Isolated yield. ^c Catalyst was recycled.

In a typical approach HMF oxidation was carried out employing nitrogen-doped catalysts obtained using metal-organic frameworks (MOF) as template.

Sun *et al.* used cobalt-containing ZIFs and a protective silica layer to produce a hollow yolk-shell Co@CN catalyst able to efficiently oxidised HMF into FDM at high 2 M concentration with 84% isolated yield using 1 bar O₂ (#1; Table 16).²⁶² After five reuses, the catalyst showed only minor loss of activity as a result the calculated PMI is very low.

In 2008, Christensen *et al.* reported the first example of oxidative esterification of HMF by oxidation *via* a gold catalyst (#2; Table 16).²⁶³ Addition of a catalytic amount (8 mol%) of sodium methoxide was needed to reach high conversion and yield (98% FDMC). Green metrics values are quite high most probably because of the very low concentration of substrate used.

The requirement of additional base is a major drawback in HMF oxidation, as it increases waste, complicates purification and is conflicting with the principles of green chemistry. The role of base has been attributed to promoting the reaction of aldehyde into hemiacetal which is then oxidized into the ester.²⁶⁰

Mishra *et al.* used gold supported on hydroxyapatite (HAP) for base-free oxidative esterification HMF; 89% FDMC was obtained using air as oxidant (#3; Table 16).²⁶⁴ The strong basic sites of the support could function as the base. Stability of the catalyst was shown in six consecutive runs with small loss of activity, which could be restored by calcination in air to remove organic contaminants.

Interestingly, gold supported on nanoparticulated ceria (Au/CeO₂) oxidized HMF into FDMC with 99% yield even in the absence of base (#4; Table 16).²⁶⁵ According to this study, defects on the ceria support were able to activate oxygen and stabilize the gold particles. After five reuses, the catalyst gave over 90% FDMC yield even though the reaction time was increased. Unfortunately, both these synthetic approaches led to quite high PMI and E-f values.

Kim *et al.* showed an effective strategy to increase substrate concentration using HMF acetals instead of the less stable HMF.²⁷²

Oxidation of 1 wt% HMF in methanol with Au/CeO₂ and Na₂CO₃ gave 91% yield of FDMC (#1; Table S.14†), whereas

increasing the concentration to 10 wt% gave only 4% yield due to side reactions. However, protection of the HMF aldehyde group using diols, such as 1,3-propanediol (PD), enabled up to 20 wt% substrate concentrations; 92% FDMC was produced from 10 wt% solution of PD-HMF (#2; Table S.14†). Furthermore, changing the solvent to DMF and ethylene glycol gave 91% yield of bis(2-hydroxyethyl)furan-2,5-dicarboxylate (HEFDC) (#3; Table S.14†), which could directly be polymerized into PEF by self-condensation.

Gold catalysts have shown exceptional selectivity in oxidation reactions. Interestingly, commonly used noble metal catalysts like Pt, Ru, Pd showed little activity or selectivity towards oxidative esterification of HMF.²⁷³ The high price of noble metal catalysts has driven the development of catalysts based on cheap metals to increase the feasibility of the processes in industrial scale. Cobalt-based catalysts especially on nitrogen-doped carbon supports have proven efficient catalysts for various organic transformations, such as reductions and oxidations.²⁷⁴ As a result, several cobalt based catalysts were investigated resulting in good to excellent yield in the oxidation of HMF (#5, Table 16 and #4–11, Table S.14†). A bi-metallic catalyst composed by cobalt and ruthenium deposited on carbon particles was developed so to work under flow conditions.²⁷⁵ FDMC was produced at 57% selectivity and 98% conversion with only 10 min residence time (#5; Table S.14†). Compared to the batch reaction, over 15-fold increase in production of FDMC was obtained (from 0.03 mmol h⁻¹ to 0.47 mmol h⁻¹ FDMC), showing promise in transferring the FDMC synthesis to industrially applicable flow conditions.

In a recent study, a combination of cobalt and iron on N-doped carbon showed high performance in HMF oxidation; 93% FDMC was obtained in a dilute HMF solution (#10; Table S.14†), and 92% FDMC in a 10 wt% solution at a prolonged reaction time.²⁷⁶ The Co₇Fe₃-NC catalyst was further applied to continuous flow conditions showing high 91% FDMC yield and good stability over the 80-hour experiment (#11; Table S.14†).

Pyrolysis of a cobalt complex bearing a nitrogen-containing ligand, *e.g.* 1,10-phenanthroline, onto carbon support generates cobalt nanoparticles stabilized by nitrogen in the graphitic carbon surface.²⁶⁶ Together with a porous manganese oxide and base as co-catalysts, Co_xO_y-N@C produced total of 96%



FDCA mono- and dimethyl esters (FDME) in oxidative esterification of HMF (#5; Table 16). Once again, the green metrics resulted quite high.

Above reported several examples of bimetallic gold catalysts have been studied in oxidation reactions to enhance activity and stability of the catalysts.²⁷⁷ Du *et al.* showed that copper-doping improved the selectivity of alumina-supported gold catalysts; 48% and 98% FDMC were obtained with Au/Al₂O₃ and AuCu/Al₂O₃, respectively (#12; Table S.14†).²⁷⁸ The catalyst was used in five consecutive reactions with minimal loss of activity.

8.2. Synthesis of ester based furanics from sugar acid

Aldaric acids like galactaric acid (GalA) are attractive bio-based chemicals for food, pharmaceutical and chemicals industries.²⁷⁹ The most crucial benefit of aldaric acids is their high stability compared to HMF, which allows to circumvent the challenges with HMF synthesis, purification and storage.

The first synthesis of FDCA employing GalA was reported in 1876 by using an excess HBr.²⁸⁰ Subsequently, a handful of reports have described FDCA synthesis in moderate yields using an excess of strong acids.^{281,282}

Very recently van Strien *et al.* used a catalytic amount of solid acid catalyst to produce furan-2,5-dicarboxylate butyl esters (mono- and diester, FDBE) in up to 76% yields using dibutyl galactarate (GABE) as the substrate (#1; Table 17).²⁶⁷ Esterification prior to the dehydration increased the solubility of GalA (up to 20 wt% concentration was used) and enhanced the yields. In terms of green metrics this is so far the best performing reaction among the one starting from sugar acids.

A one-pot process including both the esterification and dehydration steps gave 62% yield of FDBE (#2; Table 17). To expand the substrate scope to glucose-based feedstocks, glucaric acid dibutyl ester (GlBE) was also shown to give similar yields of FDBE.

Zhao *et al.* performed a two-step synthesis of furan-2,5-dihydroxycarboxylate (FDEC); the dehydration of GalA into FDCA was carried out with 2 equivalents of methanesulfonic acid (MSA) without solvent. Addition of ethanol produced the ester FDEC in overall 30% yield (#3; Table 17) and quite high values of green metrics.²⁶⁸

Trapasso *et al.* employed dimethyl carbonate as a solvent and esterification agent in GalA dehydration with Amberlyst-36 catalyst.^{269a} More recently also Fe₂(SO₄)₃ have been also used as catalyst for the same chemical transformation.^{269b} FDMC was isolated in high 70% yield, although the solvent decomposed during the reaction leading to increased pressure (#4; Table 17).

In 2008, Taguchi *et al.* reported the synthesis of furan-2,5-dibutylcarboxylate (FDBC) by refluxing GalA in *n*-butanol with excess H₂SO₄ (#5; Table 17).²⁷⁰ Sulfuric acid catalysed both the esterification of GalA as well as the dehydration reaction to form the furan ring, giving FDBC in 64% yield.

Although an interesting synthetic approach, the absence of recycling of catalyst and/or solvent led to high values in the metrics surely improving the reaction conditions would be beneficial for further exploitation in larger scale trials for instance employing continuous flow apparatus.

Very recently FDCA methyl esters (FDMC) were prepared using silica-supported tosic acid (#6 and #7; Table 17).²⁷¹ The procedure led to FDMC in 52% yield starting from 2 grams, but interestingly it showed to be scalable up to 700 grams of GalA. Purification of the crude product by vacuum distillation and precipitation gave FDMC with 98% purity. One of the main advantages of these two procedures is that they are carried out at high concentrations, leading to very similar PMI values (14.8 and 21.7 respectively).

Alternative synthetic pathways to FDCA and its esters are of pivotal importance for the future development of this bio-based monomers. Some significant advances have already been made especially in the use of galactaric acid as starting compounds. In this view, future work should particularly focus on exploiting new and more efficient catalytic system so to perform this reaction in milder reaction conditions.

8.3. Bio-based polymers from furanic esters

FDCA esters have similar potential applications of FDCA thus research on new synthetic pathways for this bio-based monomers is increasing in the last years. Despite the interest in these molecules their exploitation for the preparation of novel bio-based monomer is still limited. To the best of our knowledge so far only an article has been reported focussing on a solvent-free preparation of glycerol-based polyesters.²⁶⁸

Table 17 Synthetic routes to FDCA esters from sugar acids

#	Substrate (g mmol ⁻¹)	Conc. (M)	Catalyst (mol% or wt%)	Reaction conditions	Yield (%)	E-f	PMI	Ref.
1	GABE (2.0/6.2)	0.62	Si-tosic acid (5 wt%)	<i>n</i> -BuOH; 220 °C, 4 h	FDBE 76	7.6	8.6	267
2	GalA (2.0/9.6)	0.81	H ₂ SO ₄ (21 mol%); Si-tosic acid (5 wt%)	<i>n</i> -BuOH; (i) 120 °C, 24 h; (ii) 220 °C, 4 h	FDBE 62	10.4	11.4	267
3	GalA (0.2/1.0)	—	MSA (200 mol%)	(i) Neat; 160 °C, 0.5 h; (ii) EtOH; 90 °C, 16 h	FDEC 30	67.3	68.3	268
4 ^a	GalA (1.0/4.8)	0.14	Amberlyst-36 (50 wt%)	DMC; 200 °C, 2 h	FDMC 70 ^b	85.6	86.6	269a
5 ^a	GalA (5.0/23.8)	0.5	H ₂ SO ₄ (200 wt%)	<i>n</i> -BuOH; 118 °C, 7 h	FDBC 64 ^b	185.4	186.4	270
6	GAME (2.0/8.4)	0.84	Si-tosic acid (1 mol%)	MeOAc, 220 °C, 4 h	FDME 52	13.8	14.8	271
7	GAME (700/2800)	0.56	Si-tosic acid (1 mol%)	MeOAc, 235 °C	FDME 49	20.7	21.7	271

^a Metrics include purification. ^b Isolated yield. Abbreviations can be found in the dedicated section.



In particular after the synthesis of FDCE from mucic acid different furan-based polyesters were prepared *i.e.*, polyethylene-2,5-furan dicarboxylate (PEF) and polyhydropropyl-2,5-furan dicarboxylate (PHPF). In a typical reaction FDCE was reacted with a diglycerol or a diol furan-based prepolymer in the presence of $\text{Co}(\text{Ac})_2 \cdot 4\text{H}_2\text{O}$ (Scheme 17). No details were reported on the polymer molecular weight.

9. Bi-cyclic furanic monomers derived from 5-HMF and furfural

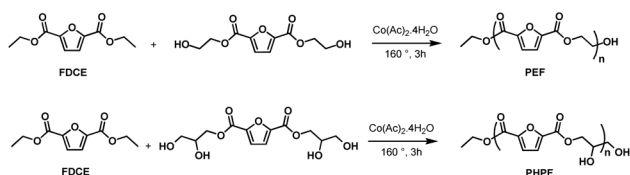
9.1. Bi-cyclic furanic monomers

The [4 + 2] cyclo-addition reaction between a conjugated diene and dienophile, also known as Diels–Alder reaction has been known since 1928.

The reaction is very efficient yielding the product (DA adduct) in near quantitative yield while using an appropriate diene containing electron withdrawing group (EWG), for example, substituted furan, and a dienophile with electron donating group (EDG), for example, maleic anhydride.

An important feature of this reaction is, the fact that the DA adduct formed is thermally reversible, *i.e.*, the equilibrium is tuneable and shifted toward the starting substrates by heating the DA adduct in the presence (or) absence of solvents and catalysts, this reversible reaction is called as retro Diels–Alder reaction (r-DA). This interesting characteristic prompted many researchers to construct thermally reversible cross-links for example, thermoset-like material, using oligomeric/polymeric dienes and dienophiles.²⁸³

Very recently, Thiyagarajan *et al.*, demonstrated a slightly modified approach to synthesize functionalized aromatic compounds either in the presence of a solvent or under neat conditions (Table 18).^{284,285}

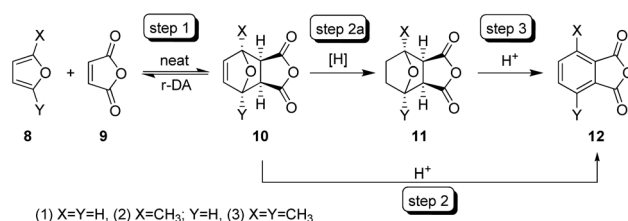


Scheme 17 Examples of furan-based polyesters from FDCE.

The oxabicyclic adduct (Scheme 18, compound **10**), in principle, is subsequently dehydrated to the desired aromatic compound (Scheme 1, step 2). However, the acid-catalysed dehydration is often critical due to the thermally reversible nature of the intermediate adduct **10** that is prone to retro-Diels–Alder reaction giving **8** and **9** and very low yield to desired aromatic compound **12**.

In the modified approach, the thermal stability of DA adduct **10** has been increased by hydrogenating the double bonds making the adduct a more stable intermediate (step 2a, compound **11**) which efficiently undergoes dehydration reaction giving aromatic compounds in relatively high yields. The bicyclic structure of the hydrogenated DA adducts **11–13** (Fig. 15) have a rigid structure compared to its corresponding aromatic analogues, which is beneficial for improving the physical and thermal properties of the polymers thereof.

Given its ease in the synthesis of these hydrogenated DA adducts from lignocellulosic biomass and the relative low values of the related green metrics (PMI = 6.7–6.9), it is surprising that the significance of these building blocks is overlooked in the polymer synthesis given the very low number of publications recorded to date.



Scheme 18 Synthesis of functionalized aromatic compounds using DA reaction.

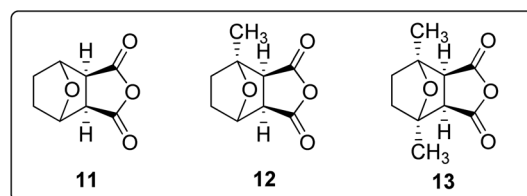


Fig. 15 Structure of rigid-bicyclic hydrogenated DA adducts.

Table 18 E-factor and PMI values for the Diels–Alder adducts synthesis^a

#	Substrate (g mmol ⁻¹)	Conc. ^b (M)	Cat. (wt%)	Reaction conditions	Yield (%)	E-f	PMI	Ref.
1	2-Methylfuran (42.1/511.7)	1.1	Pd/C (2.0)	(i) Maleic anhydride; 15 °C, 3 h; (ii) H ₂ , 80 bar; THF; 10–25 °C, 8 h	12 96	5.7	6.7	286
2	2,5-Dimethylfuran (5/49.5)	1.6	Pd/C (2.0)	(i) Maleic anhydride; 15 °C, 3 h; (ii) H ₂ , 80 bar; THF; 10–25 °C, 5 h	13 94	5.7	6.7	286
3	Furfural (4/58.2)	1.2	Pd/C (2.0)	(i) Maleic anhydride; 15 °C, 3 h; (ii) H ₂ , 80 bar; THF; 10–25 °C, 8 h	11 96	5.9	6.9	286

^a Starting amount of the first step were normalized with respect to the second; work-up and purification material not included. ^b Concentration of furan-based reagent with respect to the solvent of the second step.



9.2. Bio-based polymers

Although the oxabicyclics (cycloaddition Diels–Alder reactions) have a great potential to be used as monomer in the polycondensation polymers, to the best of our knowledge, there are no publications reporting their use, except one but starting from the anhydride counterpart instead of the diester.²⁸⁷

Tachibana *et al.* reported the preparation of a bio-based oxabicyclic dicarboxylic anhydride and its polymerization with several linear α,ω -alkanedioles (1,2-ethanediol, 1,3-propanediol, 1,4-butanediol, 1,6-hexane-diol, 1,8-octanediol, 1,10-decanediol) to synthesize polyoxabicyclates (POBC) (Fig. 16).²⁸⁷

The ensuing polyesters had a very interesting range of mechanical properties. Indeed, whereas POBC-p, prepared from 1,3-propanediol, showed to be a soft, highly elastic material, POBC-b (derived from a longer alkyl-chain diol, 1,4-butanediol) was a tough, elastic material. Besides, POBC-b films display transparency in the visible region within 1100 nm to 350 nm.

These set of properties make polyoxabicyclates possible alternatives to replace some commercially available polymers. POBC-b has a tensile strength and strain at break very similar to linear low density polyethylene (LDPE) ($10.2 \pm 0.8 \text{ N mm}^{-2}$ and $555 \pm 41\%$, respectively).²⁸⁷ Some interest was also dedicated to the oxabicyclic related oxanorbornene monomers (the equivalent alkenes from oxabicyclic monomers). Studies have been conducted on their ROMP catalyzed with generation II Grubbs catalysts.^{288–290}

N'Guyen *et al.* used that type of aromatic furan derived monomers (oxanorbornene monomers) as macromolecular building blocks in the co-monomerization with two poly(ϵ -caprolactone) (PCL) side chains.²⁹⁰ In this work, high grafting density poly(oxa)norbornene–PCLs were successfully obtained with a backbone length between 10 and 100 repeating units and grafts length between 10 and 48, while retaining a narrow distribution of molecular weights, using the ROMP as well catalysed with generation II Grubbs catalysts.^{288–290}

Poly(oxa)norbornene-*g*-PCLs were obtained with different number average molecular weight caprolactone (CL) repeating units achieving acceptable weight-average molecular weight ($35\,900$ – $74\,900 \text{ g mol}^{-1}$). Moreover, DSC thermograms showed a higher stability of the bottle-brush poly(oxa)norbornene-*g*-PCLs compared to PCL-based (oxa)norbornene macromonomers together, with a weaker crystallinity, resulting from steric hindrance.

The $T_{5\%}$ (higher than $300 \text{ }^\circ\text{C}$) and the T_{max} (higher than $520 \text{ }^\circ\text{C}$) temperatures of the poly(oxa)norbornene–PLCs were

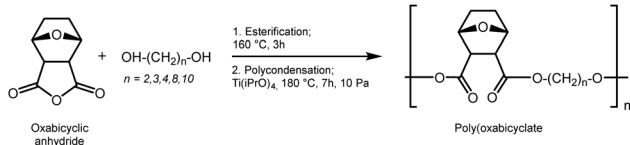


Fig. 16 Preparation of polyoxabicyclate.

also higher than the corresponding temperatures for polynorbornene–PLCs, reflecting also their higher thermal stability.²⁹⁰

10. Acrylate furanic monomers

10.1. Synthesis of acrylate furanic monomers

Furan-derived acrylates and methacrylates represent a compelling avenue for the development of UV-curable monomers, offering a viable alternative to conventional thermal curing methods.²⁹⁹ These monomers can be effectively synthesized using alcohols derived from furfural and HMF. Typically, the preparation of acrylic monomers involves either an esterification reaction employing acid chlorides or anhydrides with the corresponding furanic alcohols or alternatively an etherification followed by the ester formation (Fig. 17a). An overview of the reactions is given in Table 19.

The synthesis of acrylic esters from furfuryl alcohol with methyl methacrylate (MMA) derivatives can yield moderate to good yields, typically ranging from 60–90% (#1, #3, and #5; Table 19). These procedures result in moderate values of both E-f and PMI.

The alternative use of other active acid derivatives, such as (meth)acryloyl chloride (MMCh) (#2, #6 and #7; Table 19) or methacrylic anhydride (MAA) with furfuryl alcohol (#4; Table 19), can lead to the production of desired acrylates although accompanied by the generation of significant amount of waste.

In these cases, higher values of both E-f and PMI can be ascribed to the formation of secondary products, as well as the required quantities of reactants and the purification/separation processes involved.

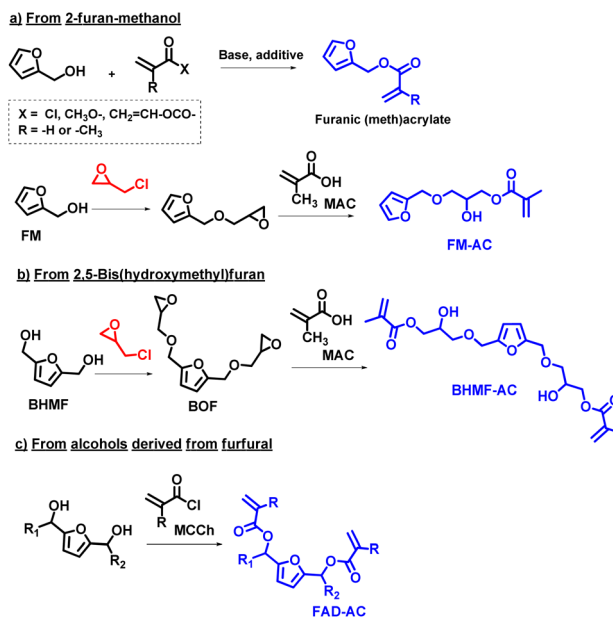


Fig. 17 General synthetic protocols for the functionalized furanic (meth)acrylate from furanic alcohols and diols.



Table 19 Synthetic protocols for furfuryl (meth)acrylate from 2-furan methanol (FM)

#	Substrate (g mol ⁻¹)	Base (mol%)	Additive (mol%)	Reaction conditions	Yield (%)	E-f	PMI	Ref.
1 ^a	MMA (25/0.25)	KOH (30)	Hydroquinone 0.4 mol%	Cyclohexane; 86 °C, 7 h	60	5.1	6.1	291
2 ^b	MCCh (40/0.38)	Et ₃ N (203)	—	Ar, DCM; 0–25 °C, overnight	58	8.4	9.4	292
3 ^a	MMA (113/1.13)	KOH (12)	—	Cyclohexane; 110 °C, 12 h	60	10.2	11.2	293
4 ^a	MAA (3.3/0.02)	Et ₃ N (143)	DMAP 1 mol%	AcOEt; 25–55 °C, 24 h	89	14.9	15.9	294
5 ^c	MMA (61/0.61)	KOH (17)	—	Cyclohexane; 95 °C, 5 h	96	17.3	18.3	295
6 ^c	MCCh (15.6/0.15)	Et ₃ N (100)	—	DCM; 0–25 °C, 12 h	82	33.5	34.5	296
7	MCCh (4.7/0.04)	Et ₃ N (100)	—	DCM; 10 °C, 24 h	72	34.5	35.5	297
8 ^a	AC (10.1/0.11)	Et ₃ N (113)	—	DCM; 0–25 °C, 2 h	94	59.3	60.3	298

^a Work-up not included. ^b Ar atmosphere not included. ^c Purification not included.

Acrylic derivatives can be also obtained using acryloyl chloride (AC) with good yield, although once again with high values E-f and PMI (#8; Table 19). Noteworthy, in addition to the waste generated during the synthesis of these acrylic monomers, it is clear that substituting chlorinated solvents (or other hazardous solvents) with eco-friendly alternatives has the potential to substantially enhance the sustainability of the process, aligning with the principles of green and sustainable chemistry.

In the search for greener synthetic methods for acrylic monomers, the use of epoxide derivatives from BHMF and furfuryl alcohol or 2-furan methanol (FM) has been explored as an alternative (Fig. 17b; #2 and #3; Table 20). The process for these monomers involves glycidylation with an excess of epichlorohydrin and 50% aqueous NaOH as a base to neutralize the generated HCl, with tetrabutylammonium bromide (TBAB) as a phase transfer catalyst (Section 5).³⁰¹ The introduction of methacrylate groups is achieved by ring opening of the epoxides using excess equivalents of methacrylic acid and triethylamine as a base. Metrics reported in the Table 20 regard the overall process.

The methodology reported by Webster, Sibi *et al.* for the direct synthesis of acrylic monomers from asymmetric and symmetric diols, obtained using DFF, HMF and BHMF as feed-stock (Fig. 17c; #4–6; Table 20) represents an alternative route.^{302,303}

In the case of using BHMF as the starting reagent, the acrylate monomer is obtained with a quantitative yield (99%), and the process results in very low values for both E-f and PMI. However, it's worth noting that to convert the corresponding aldehydes (HMF or DFF) to substituted secondary alcohols, an excess of Grignard reagents is required.

An alternative synthetic protocol has been devised for the production of acrylic monomers from furan dicarboxylic acid derivatives, serving as substitutes for bisphenol A in the preparation of partially bio-based dimethacrylate resins (Fig. 18). The process involves the synthesis of furan-based dimethacrylates using their diglycidyl esters as intermediates, which are subsequently reacted with methacrylic acid. The overall yield for this method is approximately 77%. However, this process results in relatively high values of E-f and PMI (#1; Table 20).³⁰⁰

Liu and colleagues have presented a direct and environmentally friendly method for synthesizing a related acrylic derivative. This method involves the direct reaction of 2-furoic acid (FCA) with commercially available glycidyl methacrylate (GMA) to produce the desired monomer (#7; Table 20).³⁰⁴

This reaction is conducted without the use of solvents, and the target product is obtained with high purity, eliminating the need for further purification steps. As a result, these protocols meet the criteria for a straightforward and environmen-

Table 20 Some reported methodologies for the synthesis of furan (meth)acrylates and the calculation of E-f and PMI

#	Substrate (g mmol ⁻¹)	Conc. (M)	Catalyst (mol% or wt%)	Reaction conditions	Yield (%)	E-f	PMI	Ref.
1 ^{a,b}	FDCA (0.53/3.4)	0.5	—	(i) DMF, SOCl ₂ , DCM; 10 h, reflux. (ii) TEA, glycidol, DCM; 0 °C to r.t., 1 h. (iii) MAA, TEA, DCM; 70 °C, 20 h	(i) 89; (ii) 86	42.5	43.5	300
2 ^{a,b}	FA (0.74/7.5)	2.4	TBAB (2 mol%)	(i) NaOH, ECH, THF; r.t., 2 h. (ii) MAC, TEA, diphenyl picrylhydrazyl; 100 °C, 2 h	(i) 86; (ii) 68	51.7	52.7	301
3 ^{a,b}	BHMF (2.56/2.0)	1.0	TBAB (10 mol%)	(i) NaOH, ECH, THF; 50 °C, 2 h. (ii) MAA, TEA, diphenyl picrylhydrazyl; 100 °C, 2 h	(i) 74; (ii) 86	89.5	90.5	301
4 ^c	DFF (0.62/5.0)	0.1	—	Grignard reactant, trisodium citrate, THF; 0 °C, 2 h	80	283.6	284.6	302
5 ^c	HMF (0.63/5.0)	0.1	—	Grignard reactant, trisodium citrate, THF; 0 °C, 2 h	88	316.3	317.3	302
6 ^d	BHMF (0.13/1.00)	—	—	TEA, DCM, methacryloyl chloride; 0 °C, overnight	>99	—	—	303
7 ^e	FCA (11.2/100)	Neat	—	Antioxidant A71010, GMA, <i>p</i> -hydroxyanisole, TPP; 95 °C, 3 h	na	—	—	304

^a Metrics refer to the global process. Quantities of the first and second step were normalized. ^b Some/all the work-up materials were not included in the metrics calculations. ^c The original procedure reports only reagent concentrations. Metrics were calculated on a generic 10 mL synthesis. ^d Metrics could not be calculated due to unknown solvent volume employed. ^e Metrics could not be calculated due to unknown yield in the original paper.



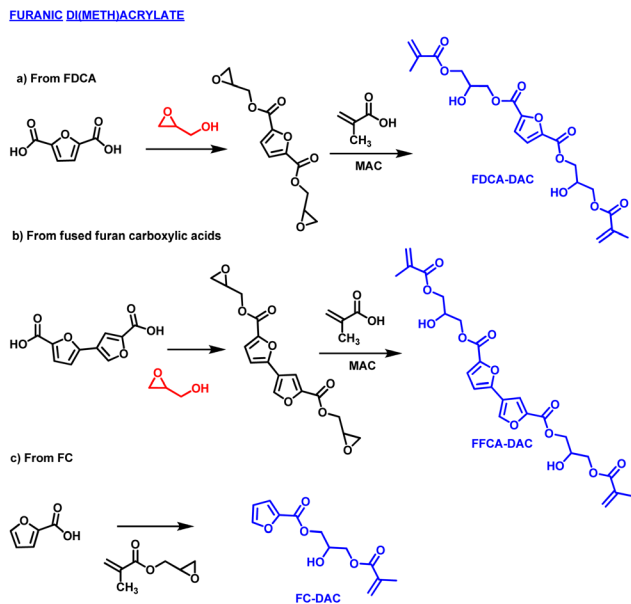


Fig. 18 Overview over the synthetic protocols for the furanic di(meth)acrylate from furanic di carboxylic acids.

tally friendly synthesis that can be applied on a large scale. However, in this latter case the green metrics could not be evaluated due to some missing data.

From the data collected it is evident that future investigations on these monomers should focus on optimizing the reaction conditions (such as avoiding the use of halogenated compounds). Some scale-up experiments have already been conducted although once again mostly employing chlorine-based chemistry.

10.2 Polymers derived from furanic acrylic derivatives

UV-light curing technologies based on biomonomers have been steadily gaining popularity in various large-scale industries, particularly in the realms of coatings, adhesives, printing inks, and medical materials.³⁰⁵ These curing methods offer the advantage of rapid curing processes, energy efficiency, and the elimination of solvents, opening up exciting possibilities across a wide range of applications, including emerging techniques like 3D printing, such as digital light processing (DLP) and stereolithography (SLA).³⁰⁶

In this context, acrylic furanic derivative can provide UV-light curing formulations, presenting innovative opportunities. For example, biomonomers derived from furans, such as 2,5-dicarboxylic acid and 2,2'-bifuran-5,5'-dicarboxylic acid, have emerged as promising alternatives to traditional bisphenol A acrylic monomers. Bio-based dimethacrylate thermoset resins have been prepared through radical polymerization, employing combination of furan-based acrylates and additional bio-based monomers, such as methacrylated eugenol, in a 60 : 40 mass ratio.³⁰⁰ These resulting polymers exhibit properties comparable to resins based on bisphenol A, with high T_g in the range of 200 °C and complete thermal decomposition occurring at approximately 410–430 °C. This development represents a sig-

nificant step toward sustainable and high-performance materials in UV-curing applications.

Similarly, a range of acrylate and methacrylate monomers has been developed based on both symmetric and asymmetric furan diols.³⁰² These acrylic derivatives have been employed in the formulation of UV-cured coatings, in combination with a commonly used urethane acrylate resin.³⁰³ The resulting UV-cured coatings, incorporating furan-based diluents, exhibit outstanding solvent resistance, favourable hardness, and high modulus. This study underscores the potential of furan-based diacrylates and dimethacrylates as reactive diluents for producing high-quality UV-curable coatings. Notably, the coatings generated using these furan-based diluents exhibit superior properties when compared to materials prepared using commercially available 1,6-hexanediol diacrylate (HDDA) as a reactive diluent. This development holds promise for enhancing the performance and sustainability of UV-curable coatings in various applications.

Additionally, 2,5-furanfuran acrylate has been identified as an effective difunctional stiffener for creating innovative bio-based crosslinked polymer networks through UV photopolymerization.³⁰⁷ This process involves the use of other bio-based acrylate materials like acrylated epoxidized soybean oil (AESO), castor oil (ACO), and 7,10-dihydroxy-8(*E*)-octadecenoic acid (ADOD). The resulting films exhibit a significant enhancement in tensile strength, with improvements ranging from 1.4 to 4.2 times compared to films produced without the incorporation of bisacryl-furanic monomers. This development shows the potential for creating robust and sustainable bio-based polymer materials with superior mechanical properties.

Photo-polymerizable 2-hydroxypropyl methacrylate furan monomers have been utilized in the production of thermoset materials through UV light photocuring. The properties of these resulting materials, including their adhesive capability and surface hardness, were assessed and compared to polymers produced from bisphenol A-glycerolate dimethacrylate and triethylene glycol dimethacrylate. Notably, the materials exhibited similar values for tensile shear strength, ranging from 0.2 to 0.6 MPa, and pencil hardness ratings in the range of 2H to 3H. This suggests that the 2-hydroxypropyl methacrylate furan monomers can be used to create thermoset materials with comparable performance characteristics to those obtained using conventional dimethacrylate materials.³⁰¹

Furfuryl methacrylate finds application as a component in UV-curable anticorrosive coatings, especially when reinforced with hexagonal boron nitride.²⁹⁵ Bio-based epoxidized soybean oil methacrylate (ESOM) coatings, containing 0.25–0.75 wt% of furanic monomer along with hexagonal boron nitride as reactive diluents, have demonstrated remarkable corrosion resistance properties for carbon steels. These coatings exhibited superior performance in resisting corrosion during 240-hour immersion test in a 3.5 wt% NaCl solution. This development suggests the potential for using furfuryl methacrylate and hexagonal boron nitride to enhance the protective properties of coatings in corrosive environments.

Self-healing materials can be achieved through the UV curing of two bio-based UV-curable systems, employing



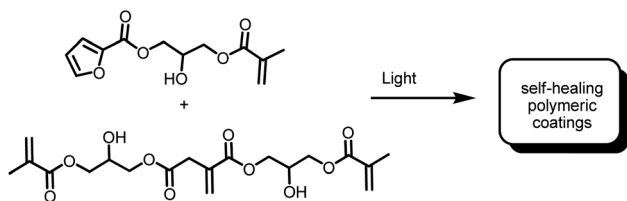


Fig. 19 Schematic representation of the synthesis of polymers coming from furans-derived acrylates.

different combinations of acrylic comonomers derived from itaconic acid and 2-furoic acid (Fig. 19).

The resulting polymers exhibit comparable or even superior properties compared to petroleum-based UV-curing coatings. Depending on the composition, these materials can have T_g in the range of 66.8–148.3 °C, tensile strengths ranging from 32.1 to 46.4 MPa, pencil hardness values of 4–6H, and thermal decomposition temperatures reaching up to 328.4 °C. Moreover, these bio-based UV-curable coatings influence the dynamic transesterification within their cross-linked network, enabling them to demonstrate good healing, remoulding, and repairability under moderate thermal conditions. This capability is attributed to the presence of sufficient hydroxyl and ester groups in both monomers. As a result, the molecular structure of the bio-based monomer can be tailored and explored to design materials with exceptional repairability properties, offering promising applications in self-healing materials and sustainable coating technologies.

11. Conclusions and future perspectives

Over the last 15 years, investigations on the synthesis of furanics derived from renewable resources to be employed as monomers for bio-based polymers have been incrementally expanding as demonstrated by the number of publications within this field of biorefinery.

According to data collected in this review we can draw some conclusion on the most investigated furanics herein categorized according to their main functional groups.

Aldehyde-based furanics are key monomers employed as starting materials of subsequent numerous chemical transformations reported in this review. Their syntheses have been extensively investigated resulting in good values of PMI and E-factor as these compounds can be easily achieved by controlled oxidation of HMF or by its self-etherification. The resulting bio-based materials are mostly centred on dynamic covalent imine bond showing properties between thermosets and thermoplastics. As a result of the intrinsic thermodynamic nature of this bond these polymers can be reprocessed or recycled reducing their end-of-life plastic waste. However, the

scope of the possible bio-based polymers deriving from the aldehyde-based furanics are so far quite limited.

Diols and polyol monomers are evidently the most investigated monomers due to their relatively easy preparation. Green metrics evaluation showed in some cases – BHMF, BHMTHF, acetal furanics, **Furoin-3** – quite promising synthetic approaches although in some cases purification and or isolation of the products is not fully addressed. Numerous types of bio-based polymers have been reported starting from these furanic monomers, the most common ones being polyesters, polyethers and polyurethanes. Some examples of polycarbonates, poly(silylether) and humin-like polymers have been also investigated. Unfortunately, data collected showed that the thermal properties of the starting furanic diols or polyols have not been reported or studied in detail despite these being a fundamental information for the synthesis of novel materials. As an example, it is now well known that BHMF, easily achieved *via* HMF reduction, showed very low thermal stability that render the possibility to achieve high molecular weight polymers quite difficult.

Among the discussed monomers a special mention should be made for acetal furanic based polyesters which can be easily achieved from the related bio-based monomers (PMI lowest value 4.2) and resulting in some fascinating acid-labile reversible functional bio-based polymers.

In any case the above discussed diols and polyol furanics are surely interesting building blocks for bio-based polymers also as potential hazard bisphenol-A substitutes.

Besides furfuryl amine – that is a commercially available compound – the synthetic procedures reported to amine-based furanic must be considered still quite preliminary as catalysts used are custom made and reactions are conducted on small scale. While they have the potential to be monomers for bio-based polymers such as polyurethanes, their practical usage has been surprisingly scarce.

Epoxides derived monomers has been also reported; their syntheses although efficient, still relies on the use of chlorine or halogenated chemistry. New greener synthetic approaches would definitely be beneficial, especially in consideration of their use for the preparation of thermosetting resins.

Acrylates derivatives of furanics are also partially achieved *via* chlorine chemistry although in general the procedures reported have a quite low E-factor and PMI. These monomers are highly interesting especially for the preparation of thermosets *via* UV-light curing technologies with potential applications in the field of coatings, adhesives, printing inks, and medical materials.

Alkyl carbonate – including cyclic carbonates – furanic monomers are so far only scarcely reported. Similar consideration can be drawn for carboxylic acid (different from FDCA) and Diels–Alder furanic derivatives. Evaluation on the applications of these monomers is still premature, further investigations must be conducted so to assess their potential applications.

Direct approaches to ester derivatives of FDCA, such as furan-2,5-dimethylcarboxylate (FDMC), have gained an increas-



ing amount of attention as alternatives to the FDCA synthesis *via* oxidation of HMF. Important features of FDCA esters are also their enhanced solubility and lower boiling point compared to the 2,5-furandicarboxylic acid. These monomers would give access to the same bio-based polymers so far reported for FDCA most probably employing milder reaction conditions. The synthesis of FDCA esters still needs to be implemented, but it is one of the most interesting monomers reported in this review.

Overall, the green evaluation on the synthetic procedures of furanic monomers has evidently highlighted some downsides and blind spots, *i.e.* very few synthetic approaches focus on isolating the products, gram or multi gram synthesis are still scarcely investigated, studies on thermal properties should be implemented as routine reported analysis.

Acknowledging the significance of Process Mass Intensity (PMI) and E-factor values in evaluating the greenness of chemical reactions, it is crucial to regard these metrics as indicative, recognizing their limitations. Many reported synthetic methods do not comprehensively address the purification of products or the recycling of catalysts, suggesting that these values could potentially be improved through further research aimed at optimizing these aspects.

The choice of catalyst also warrants careful consideration. Catalysts of the same mass may differ significantly in both cost and environmental impact, highlighting the need for a thorough evaluation of the catalyst's nature in addition to its mass. Other important considerations include the energy required for heating, pressurization, or light irradiation during reactions, as these factors directly influence the sustainability of the process. Lower energy consumption is preferable for greener synthesis.

Moreover, the costs associated with the synthesis and purification of furanic monomers are crucial for assessing the economic viability of new synthetic approaches, which, in turn, influences their potential for industrial application. While the E-factor primarily accounts for the mass of reagents and solvents, it is important to also consider their toxicity and the feasibility of reusing or disposing of them, as these factors significantly affect the overall greenness of the process.

For a comprehensive assessment of a chemical transformation's sustainability, a life cycle analysis (LCA) is essential. An LCA provides a holistic view of the environmental impacts associated with all stages of a product's life cycle, from raw material extraction through to processing, use, and disposal. This approach offers valuable insights into the sustainability of chemical processes at an industrial scale.

By addressing these considerations, the evaluation and enhancement of the sustainability of synthetic approaches for furanic monomers can be more effectively achieved. This broader assessment of environmental and economic impacts encourages advancements toward more sustainable practices in chemical design and implementation of new bio-based monomers.

Indeed, the development of new monomers should go hand in hand with innovative strategies that ensure the result-

ing materials not only possess the necessary properties for their intended applications but are also designed with recyclability in mind. This approach underscores the importance of integrating both bio-based monomers and their related polymers into a circular economy framework.

In this context, designing for sustainability involves several key considerations:

(i) Monomers should be designed to facilitate the easy recycling of polymers without significant loss of quality. This could involve incorporating reversible chemical bonds or designing polymers that can be depolymerized under mild conditions;

(ii) The physical properties of materials, such as durability, should not compromise their ability to be recycled. Materials should be designed to maintain integrity over their use life but still allow for efficient recycling processes;

(iii) By prioritizing biodegradability and tackling related challenges, we have the opportunity to harness essential properties that significantly mitigate the environmental impacts of materials. This approach is particularly effective in reducing bioaccumulation and decrease the generation and persistence of microplastics. Through strategic emphasis on biodegradability, we can ensure that materials break down in an environmentally friendly manner, thus addressing critical issues associated with plastic pollution and its adverse effects on ecosystems. This focus not only contributes to a cleaner environment but also emphasizes the importance of sustainable material innovation in combating the pressing issue of microplastic pollution;

(iv) Early-stage LCA of new monomers and polymers can help identify potential environmental impacts throughout the material's life cycle, including end-of-life. This can inform design choices to minimize negative impacts and enhance recyclability. Incorporating circular economy principles into the design and development phase means considering the end-of-life scenario from the beginning.

We should also point out that the development of the new biobased monomers and polymers require a collaborative effort across the entire value chain, from chemists, material scientists and product designers to manufacturers, recyclers, and policymakers. This collaborative approach ensures that materials are designed not only for performance and sustainability but also for practical and efficient recycling.

The insights gathered from this review underscore the remarkable variety of bio-based polymeric materials, showcasing a breadth that extends well beyond the current scope of materials derived from petrochemical sources. The distinctive properties of polymers originating from furanic monomers stand as a testament to the potential within this domain, serving as a beacon for both industrial and academic researchers to devise efficient strategies for synthesizing these novel molecules. It's noteworthy that the focus of the scientific community has primarily been on FDCA-based polymers, which are typically synthesized through step-growth polymerization. Expanding the range of available monomers opens the door to the synthesis of chain-growth polymers, in addition to the con-



ventional polyesters or polyamides, thereby broadening the spectrum of potential bio-based polymeric materials.

When embarking on the journey of compiling this review, the objective was to delineate a clear landscape of the most promising platform chemicals derived from renewable resources beyond FDCA for the creation of bio-based polymers. The pivotal question that emerges is: have we now acquired enough knowledge and technology to effectively replace petrochemical-derived monomers in the fabrication of materials that either match or surpass their properties? The quick answer is not yet!

Nonetheless, the information presented in this review should serve as a foundation, guiding further exploration and refinement of the identified challenges. It underscores the imperative to pursue and enhance green synthetic methodologies, marking a path towards a sustainable future in material science where bio-based alternatives play a pivotal role in replacing petrochemical-derived materials.

Data availability

Besides data reported in the ESI,† data for this paper, including green metrics calculations are available at Open Science Framework <https://doi.org/10.17605/OSF.IO/G368Y>.

Author contributions

Conceptualization, supervision and writing – review & editing: E. García-Verdugo and F. Aricò; data curation and writing – original draft: M. Annatelli, J. E. Sánchez-Velandia and G. Mazzi; data curation and writing – original draft (on specific parts of the review): S. V. Pandeirada, D. Giannakoudakis, S. Rautiainen, A. Esposito, S. Thiyagarajan, A. Richel, K. S. Triantafyllidis, T. Robert, N. Guigo and A. F. Sousa.

Conflicts of interest

There are no conflicts to declare.

Acknowledgements

The authors want to also acknowledge FUR4Sustain—European network of FURan based chemicals and materials FOR a Sustainable development, CA18220, supported by COST (European Cooperation in Science and Technology). The University of Aveiro wants to acknowledge the project CICECO-Aveiro Institute of Materials, UIDB/50011/2020 (<https://doi.org/10.54499/UIDB/50011/2020>), UIDP/50011/2020 (<https://doi.org/10.54499/UIDP/50011/2020>) & LA/P/0006/2020 (<https://doi.org/10.54499/LA/P/0006/2020>), financed by national funds through the FCT/MCTES (PIDDAC). The FCT is acknowledged for the research contract under Scientific Employment

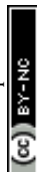
Stimulus to AFS (CEECIND/02322/2020) and for a PhD grant to SVP (2020.04495.BD).

Notes and references

- H. A. Leslie, M. J. M. van Velzen, S. H. Brandsma, A. D. Vethaak, J. J. Garcia-Vallejo and M. H. Lamoree, *Environ. Int.*, 2022, **163**, 107199.
- Global Commitment 2022 Progress Report|Shared by New Plastics Economy, <https://emf.thirdlight.com/link/f6oxost9xeso-nsjoqe/@/#id=2>, accessed January 22, 2024.
- B. Annevelink, L. G. Chavez, R. van Ree and I. V. Gursel, Global biorefinery status report, 2022.
- K. J. Zeitsch, *The Chemistry and Technology of Furfural and its Many By-Products*, Elsevier, 2000.
- C. Xu, E. Paone, D. Rodríguez-Padrón, R. Luque and F. Mauriello, *Chem. Soc. Rev.*, 2020, **49**, 4273–4306.
- Q. Hou, X. Qi, M. Zhen, H. Qian, Y. Nie, C. Bai, S. Zhang, X. Bai and M. Ju, *Green Chem.*, 2021, **23**, 119–231.
- R. Mariscal, P. Maireles-Torres, M. Ojeda, I. Sádaba and M. L. Granados, *Energy Environ. Sci.*, 2016, **9**, 1144–1189.
- K. I. Galkin, E. A. Krivodaeva, L. V. Romashov, S. S. Zalesskiy, V. V. Kachala, J. V. Burykina and V. P. Ananikov, *Angew. Chem., Int. Ed.*, 2016, **55**, 8338–8342.
- B. Agostinho, A. J. D. Silvestre and A. F. Sousa, *Green Chem.*, 2022, **24**, 3115–3119.
- R. A. Sheldon, *Green Chem.*, 2017, **19**, 18–43.
- D. J. C. Constable, A. D. Curzons and V. L. Cunningham, *Green Chem.*, 2002, **4**, 521–527.
- R. Bielski and G. Gryniewicz, *Green Chem.*, 2021, **23**, 7458–7487.
- X.-L. Shi, M. Zhang, Y. Li and W. Zhang, *Green Chem.*, 2013, **15**, 3438–3445.
- G. Trapasso, G. Mazzi, B. Chicharo, M. Annatelli, D. Dalla Torre and F. Aricò, *Org. Process Res. Dev.*, 2022, **26**, 2830–2838.
- S. Motokucho, H. Morikawa, H. Nakatani and B. A. J. Noordover, *Tetrahedron Lett.*, 2016, **57**, 4742–4745.
- L. Capuzzi, F. Digioia and G. Carotenuto, *US Pat.*, US9409877B2, 2016.
- X. Dong, K. Sheng, Z. Chen, C. Guo, J. Huang and Y. Gu, *ChemSusChem*, 2023, **16**, e202201755.
- M. Musolino, J. Andraos and F. Aricò, *ChemistrySelect*, 2018, **3**, 2359–2365.
- D. W. Brown, A. J. Floyd, R. G. Kinsman and Y. Roshanhyphen Ali, *J. Chem. Technol. Biotechnol.*, 2007, **32**, 920–924.
- M. Brasholz, K. von Känel, C. H. Hornung, S. Saubern and J. Tsanaktsidis, *Green Chem.*, 2011, **13**, 1114–1117.
- C. S. Kovash, Jr., E. Pavlacky, S. Selvakumar, M. P. Sibi and D. C. Webster, *ChemSusChem*, 2014, **7**, 2289–2294.
- J. Zhao, C. Li, X. Fan, H. Liu, Z. Liu, J. Zhang, Z. Sun and W. Chu, *Appl. Catal., A*, 2023, **649**, 118981.
- A. Dibenedetto, M. Aresta, L. di Bitonto and C. Pastore, *ChemSusChem*, 2016, **9**, 118–125.



- 24 X. Tong, M. Li, N. Yan, Y. Ma, P. J. Dyson and Y. Li, *Catal. Today*, 2011, **175**, 524–527.
- 25 R. Rajmohan, S. Gayathri and P. Vairaprakash, *RSC Adv.*, 2015, **5**, 100401–100407.
- 26 S. P. Simeonov, J. A. S. Coelho and C. A. M. Afonso, *ChemSusChem*, 2012, **5**, 1388–1391.
- 27 Y. Zhao, K. Lu, H. Xu, L. Zhu and S. Wang, *Renewable Sustainable Energy Rev.*, 2021, **139**, 110706.
- 28 S. Fulignati, D. Licursi, N. Di Fidio, C. Antonetti and A. M. Raspolli Galletti, *Catalysts*, 2022, **12**, 1664.
- 29 T. Istasse and A. Richel, *RSC Adv.*, 2020, **10**, 23720–23742.
- 30 M. A. A. B. A. Rani, N. A. Karim and S. K. Kamarudin, *Int. J. Energy Res.*, 2022, **46**, 577–633.
- 31 J. H. Teles, *ChemSusChem*, 2019, **12**, 338–339.
- 32 C. Rosenfeld, J. Konnerth, W. Sailer-Kronlachner, P. Solt, T. Rosenau and H. W. G. van Herwijnen, *ChemSusChem*, 2020, **13**, 3544–3564.
- 33 C. Megías-Sayago, S. Navarro-Jaén, F. Drault and S. Ivanova, *Catalysts*, 2021, **11**, 1395.
- 34 N. Stanev, J. C. M. Bordado, C. A. M. Afonso and S. P. Simeonov, *ChemCatChem*, 2018, **10**, 5406–5409.
- 35 H. Wang, Y. Wang, T. Deng, C. Chen, Y. Zhu and X. Hou, *Catal. Commun.*, 2015, **59**, 127–130.
- 36 M. P. Sibi, S. Sermadurai, N. Zimmermann, E. Serum, G. Ma, R. Moorthy and K. Kalliokoski, *US Pat.*, US2017233325A1, 2017.
- 37 P. Zhang, J. Yang, H. Hu, D. Hu, J. Gan, Y. Zhang, C. Chen, X. Li, L. Wang and J. Zhang, *Catal. Sci. Technol.*, 2020, **10**, 4684–4692.
- 38 A. Páez, H. A. Rojas, O. Portilla, G. Sathicq, C. A. M. Afonso, G. P. Romanelli and J. J. Martínez, *ChemCatChem*, 2017, **9**, 3322–3329.
- 39 S. Shinde and C. Rode, *Catal. Commun.*, 2017, **88**, 77–80.
- 40 M. Annatelli, G. Trapasso, D. D. Torre, L. Pietrobon, D. Redolfi-Bristol and F. Aricò, *Adv. Sustainable Syst.*, 2022, **6**, 2200297.
- 41 G. M. Averochkin, E. G. Gordeev, M. K. Skorobogatko, F. A. Kucherov and V. P. Ananikov, *ChemSusChem*, 2021, **14**, 3110–3123.
- 42 O. Casanova, S. Iborra and A. Corma, *J. Catal.*, 2010, **275**, 236–242.
- 43 D. Chundury and H. H. Szmant, *Ind. Eng. Chem. Prod. Res. Dev.*, 1981, **20**, 158–163.
- 44 D. A. Giannakoudakis, F. F. Zormpa, A. G. Margellou, A. Qayyum, R. F. Colmenares-Quintero, C. Len, J. C. Colmenares and K. S. Triantafyllidis, *Nanomaterials*, 2022, **12**, 1679.
- 45 J. Dai, *Green Energy Environ.*, 2021, **6**, 22–32.
- 46 G. Tsilomelekis, T. R. Josephson, V. Nikolakis and S. Caratzoulas, *ChemSusChem*, 2014, **7**, 117–126.
- 47 C. Laugel, B. Estrine, J. Le Bras, N. Hoffmann, S. Marinkovic and J. Muzart, *ChemCatChem*, 2014, **6**, 1195–1198.
- 48 G. A. Halliday, R. J. Young and V. V. Grushin, *Org. Lett.*, 2003, **5**, 2003–2005.
- 49 A. S. Chauhan, A. Kumar, R. Bains and P. Das, *Green Chem.*, 2022, **24**, 6125–6130.
- 50 J. Chen, Y. Guo, J. Chen, L. Song and L. Chen, *ChemCatChem*, 2014, **6**, 3174–3181.
- 51 Y. Peng, Z. Hu, Y. Gao, D. Yuan, Z. Kang, Y. Qian, N. Yan and D. Zhao, *ChemSusChem*, 2015, **8**, 3208–3212.
- 52 W. Ghezali, K. De Oliveira Vigier, R. Kessas and F. Jérôme, *Green Chem.*, 2015, **17**, 4459–4464.
- 53 W. Hu, J. She, Z. Fu, B. Yang, H. Zhang and D. Jiang, *RSC Adv.*, 2021, **11**, 23365–23373.
- 54 C. Yuan, Q. Liu, M. Wei, S. Zhao, X. Yang, B. Cao, S. Wang, A. El-Fatah Abomohra, X. Liu and Y. Hu, *Fuel*, 2022, **320**, 123994.
- 55 B. Ma, Y. Wang, X. Guo, X. Tong, C. Liu, Y. Wang and X. Guo, *Appl. Catal., A*, 2018, **552**, 70–76.
- 56 C. Ayed, W. Huang, G. Kizilsavas, K. Landfester and K. A. I. Zhang, *ChemPhotoChem*, 2020, **4**, 571–576.
- 57 X.-X. Wang, S. Meng, S. Zhang, X. Zheng and S. Chen, *Catal. Commun.*, 2020, **147**, 106152.
- 58 D. A. Giannakoudakis, V. Nair, A. Khan, E. A. Deliyanni, J. C. Colmenares and K. S. Triantafyllidis, *Appl. Catal., B*, 2019, **256**, 117803.
- 59 I. Krivtsov, E. I. García-López, G. Marci, L. Palmisano, Z. Amghouz, J. R. García, S. Ordóñez and E. Díaz, *Appl. Catal., B*, 2017, **204**, 430–439.
- 60 L. Cheng, D. Huang, Y. Zhang and Y. Wu, *Appl. Organomet. Chem.*, 2021, **35**, e6404.
- 61 T. Su, D. Zhao, Y. Wang, H. Lü, R. S. Varma and C. Len, *ChemSusChem*, 2021, **14**, 266–280.
- 62 D. A. Giannakoudakis, J. C. Colmenares, D. Tsiplakides and K. S. Triantafyllidis, *ACS Sustainable Chem. Eng.*, 2021, **9**, 1970–1993.
- 63 P. Hoang Tran, *ChemSusChem*, 2022, **15**, e202200220.
- 64 R. Patel, P. Dhar, A. Babaei-Ghazvini, M. Nikkhah Dafchahi and B. Acharya, *Bioresour. Technol. Rep.*, 2023, **22**, 101463.
- 65 X. Tong, Y. Ma and Y. Li, *Appl. Catal., A*, 2010, **385**, 1–13.
- 66 L. Yang, L. Shao, Z. Wu, P. Zhan and L. Zhang, *Polymers*, 2023, **15**, 2630.
- 67 Y. Meng, S. Yang and H. Li, *ChemSusChem*, 2022, **15**, e202102581.
- 68 Z. Yang, W. Qi, R. Su and Z. He, *Energy Fuels*, 2017, **31**, 533–541.
- 69 Z. Yang, W. Qi, R. Su and Z. He, *ACS Sustainable Chem. Eng.*, 2017, **5**, 4179–4187.
- 70 A. W. Cooke and K. B. Wagener, *Macromolecules*, 1991, **24**, 1404–1407.
- 71 A. Liguori and M. Hakkarainen, *Macromol. Rapid Commun.*, 2022, **43**, 2100816.
- 72 Z. Hui and A. Gandini, *Eur. Polym. J.*, 1992, **28**, 1461–1469.
- 73 C. Méalares and A. Gandini, *Polym. Int.*, 1996, **40**, 33–39.
- 74 M. J. Webber and M. W. Tibbitt, *Nat. Rev. Mater.*, 2022, **7**, 541–556.
- 75 T. Xiang, X. Liu, P. Yi, M. Guo, Y. Chen, C. Wesdemiotis, J. Xu and Y. Pang, *Polym. Int.*, 2013, **62**, 1517–1523.
- 76 Y. Tachibana, S. Hayashi and K. Kasuya, *ACS Omega*, 2018, **3**, 5336–5345.



- 77 S. Dhers, G. Vantomme and L. Avérous, *Green Chem.*, 2019, **21**, 1596–1601.
- 78 R. Hajj, A. Duval, S. Dhers and L. Avérous, *Macromolecules*, 2020, **53**, 3796–3805.
- 79 M. A. Lucherelli, A. Duval and L. Averous, *ACS Sustainable Chem. Eng.*, 2023, **11**, 2334–2344.
- 80 L. Jiang, Z. Yin, J. Chu, C. Song and A. Kong, *J. Solid State Chem.*, 2022, **306**, 122771.
- 81 W. Fang and A. Riisager, *Green Chem.*, 2021, **23**, 670–688.
- 82 F. Aricò, *Pure Appl. Chem.*, 2021, **93**, 551–560.
- 83 S. Subbiah, S. P. Simeonov, J. M. S. S. Esperança, L. P. N. Rebelo and C. A. M. Afonso, *Green Chem.*, 2013, **15**, 2849–2853.
- 84 R. F. A. Gomes, Y. N. Mitrev, S. P. Simeonov and C. A. M. Afonso, *ChemSusChem*, 2018, **11**, 1612–1616.
- 85 N. S. Biradar, A. M. Hengne, S. S. Sakate, R. K. Swami and C. V. Rode, *Catal. Lett.*, 2016, **146**, 1611–1619.
- 86 Z. Gao, C. Li, G. Fan, L. Yang and F. Li, *Appl. Catal., B*, 2018, **226**, 523–533.
- 87 H. Li, J. He, A. Riisager, S. Saravanamurugan, B. Song and S. Yang, *ACS Catal.*, 2016, **6**, 7722–7727.
- 88 S. Rojas-Buzo, P. García-García and A. Corma, *ChemSusChem*, 2018, **11**, 432–438.
- 89 H. Li, T. Yang and Z. Fang, *Appl. Catal., B*, 2018, **227**, 79–89.
- 90 H. Li, Z. Fang, J. He and S. Yang, *ChemSusChem*, 2017, **10**, 681–686.
- 91 M. Chatterjee, T. Ishizaka and H. Kawanami, *Green Chem.*, 2014, **16**, 4734–4739.
- 92 Q. Cao, W. Liang, J. Guan, L. Wang, Q. Qu, X. Zhang, X. Wang and X. Mu, *Appl. Catal., A*, 2014, **481**, 49–53.
- 93 M. Tamura, K. Tokonami, Y. Nakagawa and K. Tomishige, *Chem. Commun.*, 2013, **49**, 7034–7036.
- 94 R. J. M. Silva, J. L. Fiorio, P. Vidinha and L. M. Rossi, *J. Braz. Chem. Soc.*, 2019, **30**, 2162–2169.
- 95 J. J. Wiesfeld, M. Kim, K. Nakajima and E. J. M. Hensen, *Green Chem.*, 2020, **22**, 1229–1238.
- 96 R. Sole, M. Bortoluzzi, A. Spannenberg, S. Tin, V. Beghetto and J. G. de Vries, *Dalton Trans.*, 2019, **48**, 13580–13588.
- 97 Y. Zhu, X. Kong, H. Zheng, G. Ding, Y. Zhu and Y.-W. Li, *Catal. Sci. Technol.*, 2015, **5**, 4208–4217.
- 98 T. Thananathanachon and T. B. Rauchfuss, *ChemSusChem*, 2010, **3**, 1139–1141.
- 99 R. Zhu, G. Zhou, J. Teng, W. Liang, X. Li and Y. Fu, *Green Chem.*, 2021, **23**, 1758–1765.
- 100 T. Buntara, S. Noel, P. H. Phua, I. Melián-Cabrera, J. G. de Vries and H. J. Heeres, *Angew. Chem., Int. Ed.*, 2011, **50**, 7083–7087.
- 101 Y. Nakagawa, K. Takada, M. Tamura and K. Tomishige, *ACS Catal.*, 2014, **4**, 2718–2726.
- 102 Y. Nakagawa and K. Tomishige, *Catal. Commun.*, 2010, **12**, 154–156.
- 103 R. Alamillo, M. Tucker, M. Chia, Y. Pagán-Torres and J. Dumesic, *Green Chem.*, 2012, **14**, 1413–1419.
- 104 D. K. Mishra, H. J. Lee, C. C. Truong, J. Kim, Y.-W. Suh, J. Baek and Y. J. Kim, *Mol. Catal.*, 2020, **484**, 110722.
- 105 X. Kong, Y. Zhu, H. Zheng, F. Dong, Y. Zhu and Y.-W. Li, *RSC Adv.*, 2014, **4**, 60467–60472.
- 106 X. Kong, R. Zheng, Y. Zhu, G. Ding, Y. Zhu and Y.-W. Li, *Green Chem.*, 2015, **17**, 2504–2514.
- 107 S. Zhang, H. Ma, Y. Sun, Y. Luo, X. Liu, M. Zhang, J. Gao and J. Xu, *Green Chem.*, 2019, **21**, 1702–1709.
- 108 J. Tan, J. Cui, Y. Zhu, X. Cui, Y. Shi, W. Yan and Y. Zhao, *ACS Sustainable Chem. Eng.*, 2019, **7**, 10670–10678.
- 109 Y. Duan, J. Zhang, D. Li, D. Deng, L.-F. Ma and Y. Yang, *RSC Adv.*, 2017, **7**, 26487–26493.
- 110 B. Pomeroy, M. Grilc and B. Likozar, *Green Chem.*, 2021, **23**, 7996–8002.
- 111 Y. Yang, D. Yang, C. Zhang, M. Zheng and Y. Duan, *Molecules*, 2020, **25**, 2475.
- 112 J. Chen, Y. Ge, Y. Guo and J. Chen, *J. Energy Chem.*, 2018, **27**, 283–289.
- 113 S. Fulignati, C. Antonetti, D. Licursi, M. Pieraccioni, E. Wilbers, H. J. Heeres and A. M. Raspolli Galletti, *Appl. Catal., A*, 2019, **578**, 122–133.
- 114 Y. Yang, Z. Du, J. Ma, F. Lu, J. Zhang and J. Xu, *ChemSusChem*, 2014, **7**, 1352–1356.
- 115 E. V. Gromachevskaya, F. V. Kvitkovsky, E. B. Usova and V. G. Kulnevich, *Chem. Heterocycl. Compd.*, 2004, **40**, 979–985.
- 116 N. Warlin, M. N. G. Gonzalez, S. Mankar, N. G. Valsange, M. Sayed, S.-H. Pyo, N. Rehnberg, S. Lundmark, R. Hattikaul, P. Jannasch and B. Zhang, *Green Chem.*, 2019, **21**, 6667–6684.
- 117 K. S. Arias, A. Garcia-Ortiz, M. J. Climent, A. Corma and S. Iborra, *ACS Sustainable Chem. Eng.*, 2018, **6**, 4239–4245.
- 118 N. Warlin, E. Nilsson, Z. Guo, S. V. Mankar, N. G. Valsange, N. Rehnberg, S. Lundmark, P. Jannasch and B. Zhang, *Polym. Chem.*, 2021, **12**, 4942–4953.
- 119 S. Kirchhecker, A. Dell'Acqua, A. Angenvoort, A. Spannenberg, K. Ito, S. Tin, A. Taden and J. G. de Vries, *Green Chem.*, 2021, **23**, 957–965.
- 120 J. He, S. P. Burt, M. Ball, D. Zhao, I. Hermans, J. A. Dumesic and G. W. Huber, *ACS Catal.*, 2018, **8**(2), 1427–1439.
- 121 (a) S. Ma and D. C. Webster, *Prog. Polym. Sci.*, 2018, **76**, 65–110; (b) F. J. A. G. Coumans, Z. Overchenko, J. J. Wiesfeld, N. Kosinov, K. Nakajima and E. J. M. Hensen, *ACS Sustainable Chem. Eng.*, 2022, **10**, 3116–3130.
- 122 J. M. Timko, S. S. Moore, D. M. Walba, P. C. Hiberty and D. J. Cram, *J. Am. Chem. Soc.*, 1977, **99**, 4207–4219.
- 123 J. Wilson and E. Y.-X. Chen, *ACS Sustainable Chem. Eng.*, 2016, **4**, 4927–4936.
- 124 D. Liu and E. Y.-X. Chen, *ACS Catal.*, 2014, **4**, 1302–1310.
- 125 D. Liu and E. Y.-X. Chen, *ChemSusChem*, 2013, **6**, 2236–2239.
- 126 B. Yan, H. Zang, Y. Jiang, S. Yu and E. Y.-X. Chen, *RSC Adv.*, 2016, **6**, 76707–76715.
- 127 K. I. Galkin and V. P. Ananikov, *ChemSusChem*, 2019, **12**, 185–189.
- 128 L. Wang and E. Y.-X. Chen, *ACS Catal.*, 2015, **5**, 6907–6917.



- 129 D. Liu, Y. Zhang and E. Y.-X. Chen, *Green Chem.*, 2012, **14**, 2738.
- 130 J. Donnelly, C. R. Müller, L. Wiermans, C. J. Chuck and P. D. de María, *Green Chem.*, 2015, **17**, 2714–2718.
- 131 (a) H. Chang, A. H. Motagamwala, G. W. Huber and J. A. Dumesic, *Green Chem.*, 2019, **21**, 5532–5540; (b) H. Chang, I. Bajaj, G. W. Huber, C. T. Maravelias and J. A. Dumesic, *Green Chem.*, 2020, **22**, 5285–5295; (c) H. Chang, E. B. Gilcher, G. W. Huber and J. A. Dumesic, *Green Chem.*, 2021, **23**, 4355–4364.
- 132 Z. Mou, S. Feng and E. Y. X. Chen, *Polym. Chem.*, 2016, **7**, 1593–1602.
- 133 C. Post, D. Maniar, V. S. D. Voet, R. Folkersma and K. Loos, *ACS Omega*, 2023, **8**, 8991–9003.
- 134 J. A. Moore and J. E. Kelly, *Macromolecules*, 1978, **11**, 568–573.
- 135 M. Gomes, A. Gandini, A. J. D. Silvestre and B. Reis, *J. Polym. Sci., Part A: Polym. Chem.*, 2011, **49**, 3759–3768.
- 136 D. Ragno, G. Di Carmine, A. Brandolese, O. Bortolini, P. P. Giovannini, G. Fantin, M. Bertoldo and A. Massi, *Chem. – Eur. J.*, 2019, **25**, 14701–14710.
- 137 C. Zeng, H. Seino, J. Ren, K. Hatanaka and N. Yoshie, *Macromolecules*, 2013, **46**, 1794–1802.
- 138 P. P. Upare, Y. K. Hwang and D. W. Hwang, *Green Chem.*, 2018, **20**, 879–885.
- 139 L. Guillaume, A. Marshall, N. Niessen, P. Ni, R. M. Gauvin and C. M. Thomas, *Green Chem.*, 2021, **23**, 6931–6935.
- 140 S. Cai, Z. Qiang, C. Zeng and J. Ren, *Mater. Res. Express*, 2019, **6**, 045701.
- 141 T. Ikezaki, R. Matsuoka, K. Hatanaka and N. Yoshie, *J. Polym. Sci., Part A: Polym. Chem.*, 2014, **52**, 216–222.
- 142 Y. Jiang, A. J. J. Woortman, G. O. R. Alberda van Ekenstein, D. M. Petrović and K. Loos, *Biomacromolecules*, 2014, **15**, 2482–2493.
- 143 A. Pellis, S. Weinberger, M. Gigli, G. M. Guebitz and T. J. Farmer, *Eur. Polym. J.*, 2020, **130**, 109680.
- 144 D. Maniar, Y. Jiang, A. J. J. Woortman, J. van Dijken and K. Loos, *ChemSusChem*, 2019, **12**, 990–999.
- 145 T. T. Truong, H. T. Nguyen, M. N. Phan and L.-T. T. Nguyen, *J. Polym. Sci., Part A: Polym. Chem.*, 2018, **56**, 1806–1814.
- 146 C. Oh, E. H. Choi, E. J. Choi, T. Premkumar and C. Song, *ACS Sustainable Chem. Eng.*, 2020, **8**, 4400–4406.
- 147 Y. Zhang, T. Li, Z. Xie, J. Han, J. Xu and B. Guo, *Ind. Eng. Chem. Res.*, 2017, **56**, 3937–3946.
- 148 L. Zhang, F. C. Michel and A. C. Co, *J. Polym. Sci., Part A: Polym. Chem.*, 2019, **57**, 1495–1499.
- 149 S. Vijjamarr, S. Streed, E. M. Serum, M. P. Sibi and G. Du, *ACS Sustainable Chem. Eng.*, 2018, **6**, 2491–2497.
- 150 M. A. Farcaş-Johnson, S. H. Kyne and R. L. Webster, *Chem. – Eur. J.*, 2022, **28**, e202201642.
- 151 E. H. Choi, J. Lee, S. U. Son and C. Song, *J. Polym. Sci., Part A: Polym. Chem.*, 2019, **57**, 1796–1800.
- 152 (a) P. Tundo, M. Musolino and F. Aricò, *Green Chem.*, 2018, **20**, 28–85; (b) G. Sandra, F. Aricò and P. Tundo, *Pure Appl. Chem.*, 2012, **84**, 695–705.
- 153 (a) F. Aricò and P. Tundo, *Russ. Chem. Rev.*, 2010, **79**, 479; (b) F. Aricò and P. Tundo, *ChemSusChem*, 2023, **16**, e202300748.
- 154 A. J. R. Amaral and G. Pasparakis, *Polym. Chem.*, 2017, **8**, 6464–6484.
- 155 Y. Liu, Z. Yu, B. Wang, P. Li, J. Zhu and S. Ma, *Green Chem.*, 2022, **24**, 5691–5708.
- 156 B. Wang, S. Ma, Q. Li, H. Zhang, J. Liu, R. Wang, Z. Chen, X. Xu, S. Wang, N. Lu, Y. Liu, S. Yan and J. Zhu, *Green Chem.*, 2020, **22**, 1275–1290.
- 157 S. Ma, J. Wei, Z. Jia, T. Yu, W. Yuan, Q. Li, S. Wang, S. You, R. Liu and J. Zhu, *J. Mater. Chem.*, 2019, **7**, 1233–1243.
- 158 H. Matsukizono and T. Endo, *J. Am. Chem. Soc.*, 2018, **140**, 884–887.
- 159 B. Wang, S. Ma, X. Xu, Q. Li, T. Yu, S. Wang, S. Yan, Y. Liu and J. Zhu, *ACS Sustainable Chem. Eng.*, 2020, **8**, 11162–11170.
- 160 W. Yuan, S. Ma, S. Wang, Q. Li, B. Wang, X. Xu, K. Huang, J. Chen, S. You and J. Zhu, *Eur. Polym. J.*, 2019, **117**, 200–207.
- 161 J. F. Wilson and E. Y.-X. Chen, *ACS Sustainable Chem. Eng.*, 2019, **7**, 7035–7046.
- 162 Z. Mou and E. Y.-X. Chen, *ACS Sustainable Chem. Eng.*, 2016, **4**, 7118–7129.
- 163 S. Baraldi, G. Fantin, G. Di Carmine, D. Ragno, A. Brandolese, A. Massi, O. Bortolini, N. Marchetti and P. P. Giovannini, *RSC Adv.*, 2019, **9**, 29044–29050.
- 164 Brief Profile – ECHA, <https://echa.europa.eu/brief-profile/-/briefprofile/100.009.580>, accessed March 23, 2023.
- 165 J. Zhang, J. Yang, J. Tian, H. Liu, X. Li, W. Fang, X. Hu, C. Xia, J. Chen and Z. Huang, *New J. Chem.*, 2021, **45**, 4236–4245.
- 166 M. A. Ayedi, Y. Le Bigot, H. Ammar, S. Abid, R. E. Gharbi and M. Delmas, *Synth. Commun.*, 2013, **43**, 2127–2133.
- 167 M. Chatterjee, T. Ishizaka and H. Kawanami, *Green Chem.*, 2016, **18**, 487–496.
- 168 K. Zhou, H. Liu, H. Shu, S. Xiao, D. Guo, Y. Liu, Z. Wei and X. Li, *ChemCatChem*, 2019, **11**, 2649–2656.
- 169 C. Dong, Y. Wu, H. Wang, J. Peng, Y. Li, C. Samart and M. Ding, *ACS Sustainable Chem. Eng.*, 2021, **9**, 7318–7327.
- 170 M. Gao, X. Jia, J. Ma, X. Fan, J. Gao and J. Xu, *Green Chem.*, 2021, **23**, 7115–7121.
- 171 C. Dong, H. Wang, H. Du, J. Peng, Y. Cai, S. Guo, J. Zhang, C. Samart and M. Ding, *Mol. Catal.*, 2020, **482**, 110755.
- 172 B. Dong, X. Guo, B. Zhang, X. Chen, J. Guan, Y. Qi, S. Han and X. Mu, *Catalysts*, 2015, **5**, 2258–2270.
- 173 D. Deng, Y. Kita, K. Kamata and M. Hara, *ACS Sustainable Chem. Eng.*, 2019, **7**, 4692–4698.
- 174 M. Sheng, S. Fujita, S. Yamaguchi, J. Yamasaki, K. Nakajima, S. Yamazoe, T. Mizugaki and T. Mitsudome, *JACS Au*, 2021, **1**, 501–507.
- 175 Q.-W. Sun, J.-D. Xing, Y.-H. Qin, X.-W. Yin and Y. Zhou, *J. Chem. Res.*, 2018, **42**, 181–183.
- 176 E. M. Carter, F. Subrizi, J. M. Ward, T. D. Sheppard and H. C. Hailes, *ChemCatChem*, 2021, **13**, 4520–4523.



- 177 Thieme E-Journals – Synthesis/Abstract, <https://www.thieme-connect.com/products/ejournals/abstract/10.1055/s-2008-1067040>, accessed January 25, 2024.
- 178 L. Zhao, C. Hu, X. Cong, G. Deng, L. L. Liu, M. Luo and X. Zeng, *J. Am. Chem. Soc.*, 2021, **143**, 1618–1629.
- 179 Z. Yuan, B. Liu, P. Zhou, Z. Zhang and Q. Chi, *J. Catal.*, 2019, **370**, 347–356.
- 180 Z. Wei, Y. Cheng, H. Huang, Z. Ma, K. Zhou and Y. Liu, *ChemSusChem*, 2022, **15**, e202200233.
- 181 Z. Wei, Y. Cheng, K. Zhou, Y. Zeng, E. Yao, Q. Li, Y. Liu and Y. Sun, *ChemSusChem*, 2021, **14**, 2308–2312.
- 182 D. Pinggen, J. B. Schwaderer, J. Walter, J. Wen, G. Murray, D. Vogt and S. Mecking, *ChemCatChem*, 2018, **10**, 3027–3033.
- 183 K. Zhou, H. Liu, H. Shu, S. Xiao, D. Guo, Y. Liu, Z. Wei and X. Li, *ChemCatChem*, 2019, **11**, 2649–2656.
- 184 T. Komanoya, T. Kinemura, Y. Kita, K. Kamata and M. Hara, *J. Am. Chem. Soc.*, 2017, **139**, 11493–11499.
- 185 X. Wang, W. Chen, Z. Li, X. Zeng, X. Tang, Y. Sun, T. Lei and L. Lin, *J. Energy Chem.*, 2018, **27**, 209–214.
- 186 T. Schaub, B. Buschhaus, M. K. Brinks, M. Schelwies, R. Paciello, J. Melder and M. Merger, (BASF SE, Ludwigshafen), WO2012119929A1, 2012.
- 187 Y. Kita, M. Kuwabara, S. Yamadera, K. Kamata and M. Hara, *Chem. Sci.*, 2020, **11**, 9884–9890.
- 188 A. Dunbabin, F. Subrizi, J. M. Ward, T. D. Sheppard and H. C. Hailes, *Green Chem.*, 2017, **19**, 397–404.
- 189 Y. Xu, X. Jia, J. Ma, J. Gao, F. Xia, X. Li and J. Xu, *Green Chem.*, 2018, **20**, 2697–2701.
- 190 N.-T. Le, A. Byun, Y. Han, K.-I. Lee and H. Kim, *Green Sustainable Chem.*, 2015, **05**, 115–127.
- 191 H. Qi, F. Liu, L. Zhang, L. Li, Y. Su, J. Yang, R. Hao, A. Wang and T. Zhang, *Green Chem.*, 2020, **22**, 6897–6901.
- 192 K. Zhou, R. Xie, M. Xiao, D. Guo, Z. Cai, S. Kang, Y. Xu and J. Wei, *ChemCatChem*, 2021, **13**, 2074–2085.
- 193 A. Ryo and K. Tomoaki, (Mitsubishi Gas Chemical Co., Tokyo), *US Pat.*, US2020181105A1, 2017.
- 194 Zinc dust, = 98 7440-66-6, <https://www.sigmaaldrich.com/>, accessed March 28, 2023.
- 195 P. W. Roesky, *Angew. Chem., Int. Ed.*, 2009, **48**, 4892–4894.
- 196 K. Krüger, A. Tillack and M. Beller, *ChemSusChem*, 2009, **2**, 715–717.
- 197 O. Kreye, H. Mutlu and M. A. R. Meier, *Green Chem.*, 2013, **15**, 1431.
- 198 M. G. Mohamed, C.-J. Li, M. A. R. Khan, C.-C. Liaw, K. Zhang and S.-W. Kuo, *Macromolecules*, 2022, **55**, 3106–3115.
- 199 C. Zhao, Z. Sun, J. Wei, Y. Li, D. Xiang, Y. Wu and Y. Que, *Polymers*, 2022, **14**, 1597.
- 200 Z. Feng, *J. Mater. Sci.*, 2022, **57**, 4895–4913.
- 201 K. Zhang, M. Han, Y. Liu and P. Froimowicz, *ACS Sustainable Chem. Eng.*, 2019, **7**, 9399–9407.
- 202 K. M. Mydeen, J. P. Kanth, A. Hariharan, K. Balaji, S. Rameshkumar, G. Rathika and M. Alagar, *J. Polym. Environ.*, 2022, **30**, 5301–5312.
- 203 Y. Lu, Y. Zhang and K. Zhang, *Chem. Eng. J.*, 2022, **448**, 137670.
- 204 J. Cao, H. Duan, J. Zou, J. Zhang, C. Wan, C. Zhang and H. Ma, *Polym. Degrad. Stab.*, 2022, **198**, 109878.
- 205 S. Ren, S. Zhang, W. Zhao and W. Wang, *J. Mater. Sci.*, 2020, **55**, 806–816.
- 206 S. Ren, F. Tian, S. Zhang, W. Zhou and Y. Du, *J. Polym. Sci.*, 2022, **60**, 1492–1500.
- 207 A. Mitiakoudis and A. Gandini, *Macromolecules*, 1991, **24**, 830–835.
- 208 I. Delidovich, P. J. C. Hausoul, L. Deng, R. Pfützenreuter, M. Rose and R. Palkovits, *Chem. Rev.*, 2016, **116**, 1540–1599.
- 209 V. M. Chernyshev, O. A. Kravchenko and V. P. Ananikov, *Russ. Chem. Rev.*, 2017, **86**, 357–387.
- 210 F. Hu, J. J. La Scala, J. M. Sadler and G. R. Palmese, *Macromolecules*, 2014, **47**, 3332–3342.
- 211 X. Shen, X. Liu, J. Wang, J. Dai and J. Zhu, *Ind. Eng. Chem. Res.*, 2017, **56**, 8508–8516.
- 212 X. Shen, X. Liu, J. Dai, Y. Liu, Y. Zhang and J. Zhu, *Ind. Eng. Chem. Res.*, 2017, **56**, 10929–10938.
- 213 J. Meng, Y. Zeng, G. Zhu, J. Zhang, P. Chen, Y. Cheng, Z. Fang and K. Guo, *Polym. Chem.*, 2019, **10**, 2370–2375.
- 214 J. K. Cho, J.-S. Lee, J. Jeong, B. Kim, B. Kim, S. Kim, S. Shin, H.-J. Kim and S.-H. Lee, *J. Adhes. Sci. Technol.*, 2013, **27**, 2127–2138.
- 215 L. Zhang, X. Luo, Y. Qin and Y. Li, *RSC Adv.*, 2017, **7**, 37–46.
- 216 J. Deng, X. Liu, C. Li, Y. Jiang and J. Zhu, *RSC Adv.*, 2015, **5**, 15930–15939.
- 217 J.-T. Miao, L. Yuan, Q. Guan, G. Liang and A. Gu, *ACS Sustainable Chem. Eng.*, 2017, **5**, 7003–7011.
- 218 Y. Jiang, D. Ding, S. Zhao, H. Zhu, H. I. Kenttämä and M. M. Abu-Omar, *Green Chem.*, 2018, **20**, 1131–1138.
- 219 R. Auvergne, S. Caillol, G. David, B. Boutevin and J.-P. Pascault, *Chem. Rev.*, 2014, **114**, 1082–1115.
- 220 N. Eid, B. Ameduri and B. Boutevin, *ACS Sustainable Chem. Eng.*, 2021, **9**, 8018–8031.
- 221 A. G. Sathicq, M. Annatelli, I. Abdullah, G. Romanelli and F. Aricò, *Sustainable Chem. Pharm.*, 2021, **19**, 100352.
- 222 K. Stensrud and P. Venkitasubramanian, *US Pat.*, US9890131B2, 2018.
- 223 J. Martínez, J. Fernández-Baeza, L. F. Sánchez-Barba, J. A. Castro-Osma, A. Lara-Sánchez and A. Otero, *ChemSusChem*, 2017, **10**, 2886–2890.
- 224 F. de la Cruz-Martínez, M. Martínez de Sarasa Buchaca, J. Martínez, J. Fernández-Baeza, L. F. Sánchez-Barba, A. Rodríguez-Diéguez, J. A. Castro-Osma and A. Lara-Sánchez, *ACS Sustainable Chem. Eng.*, 2019, **7**, 20126–20138.
- 225 R. Gérardy, J. Estager, P. Luis, D. P. Debecker and J.-C. M. Monbaliu, *Catal. Sci. Technol.*, 2019, **9**, 6841–6851.
- 226 G. T. Howard, *Int. Biodeterior. Biodegrad.*, 2002, **49**, 245–252.
- 227 A. Das and P. Mahanwar, *Adv. Ind. Eng. Polym. Res.*, 2020, **3**, 93–101.
- 228 K. M. Zia, H. N. Bhatti and I. Ahmad Bhatti, *React. Funct. Polym.*, 2007, **67**, 675–692.



- 229 J. Guan, Y. Song, Y. Lin, X. Yin, M. Zuo, Y. Zhao, X. Tao and Q. Zheng, *Ind. Eng. Chem. Res.*, 2011, **50**, 6517–6527.
- 230 A. Gomez-Lopez, F. Elizalde, I. Calvo and H. Sardon, *Chem. Commun.*, 2021, **57**, 12254–12265.
- 231 H. Khatoon, S. Iqbal, M. Irfan, A. Darda and N. K. Rawat, *Prog. Org. Coat.*, 2021, **154**, 106124.
- 232 N. L. Tai, M. Ghasemlou, R. Adhikari and B. Adhikari, *Carbohydr. Polym.*, 2021, **265**, 118029.
- 233 M. Bähr, A. Bitto and R. Mülhaupt, *Green Chem.*, 2012, **14**, 1447–1454.
- 234 L. Zhang, X. Luo, Y. Qin and Y. Li, *RSC Adv.*, 2017, **7**, 37–46.
- 235 X. Xi, A. Pizzi, C. Gerardin and G. Du, *J. Renewable Mater.*, 2019, **7**, 301–312.
- 236 X.-J. Li, Y.-F. Wen, Y. Wang, X.-P. Zhou and X.-L. Xie, *Chin. J. Polym. Sci.*, 2023, **41**, 1069–1077.
- 237 A. Kayishaer, M. Annatelli, C. M. Hansom, L. M. M. Mouterde, A. A. M. Peru, F. Aricò, F. Allais and S. Fadlallah, *Macromol. Rapid Commun.*, 2024, **45**, 2300483.
- 238 F. Feist, *Ber. Dtsch. Chem. Ges.*, 1901, **34**, 1992–1996.
- 239 I. A. Pearl and J. S. Barton, *J. Am. Chem. Soc.*, 1952, **74**, 1357–1357.
- 240 H. Gilman, N. O. Calloway and E. W. Smith, *J. Am. Chem. Soc.*, 1934, **56**, 220–221.
- 241 C. H. Eugster and P. G. Waser, *Helv. Chim. Acta*, 1957, **40**, 888–906.
- 242 C. A. Citron, P. Rabe and J. S. Dickschat, *J. Nat. Prod.*, 2012, **75**, 1765–1776.
- 243 S. Thiyagarajan, A. Pukin, J. van Haveren, M. Lutz and D. S. van Es, *RSC Adv.*, 2013, **3**, 15678–15686.
- 244 A. D. Sadow, Z. B. Weinstein and G. A. Kraus, *US Pat.*, US10844031B2, 2020.
- 245 M.-S. Cui, J. Deng, X.-L. Li and Y. Fu, *ACS Sustainable Chem. Eng.*, 2016, **4**, 1707–1714.
- 246 B. Raecke, *Angew. Chem.*, 1958, **70**, 1–5.
- 247 I. E. Gouvea, M. R. Simoes, M. T. Marchesin, A. S. Romao Dumaresq and A. Silva, *US Pat.*, US2022064683A1, 2022.
- 248 P. M. R. Alexandrino, I.E. Gouvea and V. L. Queiroz, *US Pat.*, US2020277639A1, 2020.
- 249 S. Thiyagarajan, W. Vogelzang, R. J. I. Knoop, A. E. Frissen, J. van Haveren and D. S. van Es, *Green Chem.*, 2014, **16**, 1957–1966.
- 250 S. Zaidi, S. Thiyagarajan, A. Bougarech, F. Sebti, S. Abid, A. Majdi, A. J. D. Silvestre and A. F. Sousa, *Polym. Chem.*, 2019, **10**, 5324–5332.
- 251 S. Thiyagarajan, M. A. Meijlink, A. Bourdet, W. Vogelzang, R. J. I. Knoop, A. Esposito, E. Dargent, D. S. van Es and J. van Haveren, *ACS Sustainable Chem. Eng.*, 2019, **7**, 18505–18516.
- 252 A. Bourdet, S. Araujo, S. Thiyagarajan, L. Delbreilh, A. Esposito and E. Dargent, *Polymer*, 2021, **213**, 123225.
- 253 M. M. Nolasco, C. F. Araujo, S. Thiyagarajan, S. Rudić, P. D. Vaz, A. J. D. Silvestre, P. J. A. Ribeiro-Claro and A. F. Sousa, *Macromolecules*, 2020, **53**, 1380–1387.
- 254 E. Bianchi, M. Soccio, V. Siracusa, M. Gazzano, S. Thiyagarajan and N. Lotti, *ACS Sustainable Chem. Eng.*, 2021, **9**, 11937–11949.
- 255 A. Bourdet, A. Esposito, S. Thiyagarajan, L. Delbreilh, F. Affouard, R. J. I. Knoop and E. Dargent, *Macromolecules*, 2018, **51**, 1937–1945.
- 256 A. Bourdet, C. Fosse, M.-R. Garda, S. Thiyagarajan, L. Delbreilh, A. Esposito and E. Dargent, *Polymer*, 2023, **272**, 125835.
- 257 F. C. Fernandes, I. E. Gouvea and B. Mano, *US Pat.*, US2022243006A1, 2022.
- 258 F. C. Fernandes, I. E. Gouvea, A. Rodolfo and M. S. Garcez Lopes, *US Pat.*, US20210371622A1, 2021.
- 259 D. Zhao, T. Su, C. Len, R. Luque and Z. Yang, *Green Chem.*, 2022, **24**, 6782–6789.
- 260 H. Liu, X. Tang, X. Zeng, Y. Sun, X. Ke, T. Li, J. Zhang and L. Lin, *Green Energy Environ.*, 2022, **7**, 900–932.
- 261 Z.-M. Xu, J.-Y. Luo and Y.-B. Huang, *Green Chem.*, 2022, **24**, 3895–3921.
- 262 K. Sun, S. Chen, Z. Li, G. Lu and C. Cai, *Green Chem.*, 2019, **21**, 1602–1608.
- 263 E. Taarning, I. S. Nielsen, K. Egeblad, R. Madsen and C. H. Christensen, *ChemSusChem*, 2008, **1**, 75–78.
- 264 D. K. Mishra, J. K. Cho, Y. Yi, H. J. Lee and Y. J. Kim, *J. Ind. Eng. Chem.*, 2019, **70**, 338–345.
- 265 O. Casanova, S. Iborra and A. Corma, *J. Catal.*, 2009, **265**, 109–116.
- 266 J. Deng, H.-J. Song, M.-S. Cui, Y.-P. Du and Y. Fu, *ChemSusChem*, 2014, **7**, 3334–3340.
- 267 N. van Strien, S. Rautiainen, M. Asikainen, D. A. Thomas, J. Linnekoski, K. Niemelä and A. Harlin, *Green Chem.*, 2020, **22**, 8271–8277.
- 268 D. Zhao, F. Delbecq and C. Len, *Molecules*, 2019, **24**, 1030.
- 269 (a) G. Trapasso, M. Annatelli, D. D. Torre and F. Aricò, *Green Chem.*, 2022, **24**, 2766–2771; (b) G. Trapasso, B. Chicharo, T. Gherardi, D. Redolfi-Bristol and F. Aricò, *Catalysts*, 2023, **13**, 1114.
- 270 Y. Taguchi, A. Oishi and H. Iida, *Chem. Lett.*, 2008, **37**, 50–51.
- 271 N. van Strien, J. Niskanen, A. Berghuis, H. Pöhler and S. Rautiainen, *ChemSusChem*, 2024, **17**, e202300732.
- 272 M. Kim, Y. Su, T. Aoshima, A. Fukuoka, E. J. M. Hensen and K. Nakajima, *ACS Catal.*, 2019, **9**, 4277–4285.
- 273 A. Salazar, P. Hünemörder, J. Rabeah, A. Quade, R. V. Jagadeesh and E. Mejia, *ACS Sustainable Chem. Eng.*, 2019, **7**, 12061–12068.
- 274 R. V. Jagadeesh, H. Junge, M.-M. Pohl, J. Radnik, A. Brückner and M. Beller, *J. Am. Chem. Soc.*, 2013, **135**, 10776–10782.
- 275 A. Salazar, A. Linke, R. Eckelt, A. Quade, U. Kragl and E. Mejia, *ChemCatChem*, 2020, **12**, 3504–3511.
- 276 W. Xie, B. Chen, W. Jia, H. Liu, Z. Li, S. Yang, X. Tang, X. Zeng, Y. Sun, X. Ke, T. Li, H. Fang and L. Lin, *J. Energy Chem.*, 2022, **75**, 95–108.
- 277 A. Cho, S. Byun, J. H. Cho and B. M. Kim, *ChemSusChem*, 2019, **12**, 2310–2317.
- 278 J. Du, H. Fang, H. Qu, J. Zhang, X. Duan and Y. Yuan, *Appl. Catal., A*, 2018, **567**, 80–89.



- 279 T. Werpy and G. Petersen, Top Value Added Chemicals from Biomass: Volume I – Results of Screening for Potential Candidates from Sugars and Synthesis Gas, National Renewable Energy Lab. (NREL), Golden, CO (United States), 2004.
- 280 R. Fittig, *Ber. Dtsch. Chem. Ges.*, 1876, **9**, 1189–1199.
- 281 J. Lewkowsky, *Pol. J. Chem.*, 2001, 1943–1946.
- 282 W. N. Haworth, W. G. M. Jones and L. F. Wiggins, *J. Chem. Soc.*, 1945, 1–4.
- 283 B. Briou, B. Améduri and B. Boutevin, *Chem. Soc. Rev.*, 2021, **50**, 11055–11097.
- 284 S. Thiyagarajan, H. C. Genuino, J. C. van der Waal, E. de Jong, B. M. Weckhuysen, J. van Haveren, P. C. A. Bruijninx and D. S. van Es, *Angew. Chem.*, 2016, **128**, 1390–1393.
- 285 H. C. Genuino, S. Thiyagarajan, J. C. van der Waal, E. de Jong, J. van Haveren, D. S. van Es, B. M. Weckhuysen and P. C. A. Bruijninx, *ChemSusChem*, 2017, **10**, 277–286.
- 286 K. I. Galkin and V. P. Ananikov, *Int. J. Mol. Sci.*, 2021, **22**, 11856.
- 287 Y. Tachibana, M. Yamahata and K. Kasuya, *Green Chem.*, 2013, **15**, 1318–1325.
- 288 R. H. Grubbs, *Tetrahedron*, 2004, **60**, 7117–7140.
- 289 J. B. Binder and R. T. Raines, *Curr. Opin. Chem. Biol.*, 2008, **12**, 767–773.
- 290 D. Anh N'Guyen, F. Leroux, V. Montembault, S. Pascual and L. Fontaine, *Polym. Chem.*, 2016, **7**, 1730–1738.
- 291 C. Xiao, Y. Zhu, J. Chen and S. Zhang, *Polymer*, 2017, **110**, 74–79.
- 292 T. Engel and G. Kickelbick, *Polym. Int.*, 2014, **63**, 915–923.
- 293 L. Ye, S.-F. Zhang, Y.-C. Lin, J.-K. Min, L. Ma and T. Tang, *Chin. J. Polym. Sci.*, 2018, **36**, 1011–1018.
- 294 R. Techie-Menson, C. K. Rono, A. Etale, G. Mehlana, J. Darkwa and B. C. E. Makhubela, *Mater. Today Commun.*, 2021, **28**, 102721.
- 295 H. Zhao, J. Ding and H. Yu, *ChemistrySelect*, 2018, **3**, 11277–11283.
- 296 Z. Tang, X. Lyu, A. Xiao, Z. Shen and X. Fan, *Chem. Mater.*, 2018, **30**, 7752–7759.
- 297 A. K. Padhan and D. Mandal, *Polym. Chem.*, 2018, **9**, 3248–3261.
- 298 C. S. Lancefield, B. Fölker, R. C. Cioc, K. Stanciakova, R. E. Buló, M. Lutz, M. Crockatt and P. C. A. Bruijninx, *Angew. Chem., Int. Ed.*, 2020, **59**, 23480–23484.
- 299 L. Pezzana, G. Melilli, N. Guigo, N. Sbirrazzuoli and M. Sangermano, *React. Funct. Polym.*, 2023, **185**, 105540.
- 300 T. P. Kainulainen, P. Erkkilä, T. I. Hukka, J. A. Sirviö and J. P. Heiskanen, *ACS Appl. Polym. Mater.*, 2020, **2**, 3215–3225.
- 301 J. Jeong, B. Kim, S. Shin, B. Kim, J.-S. Lee, S.-H. Lee and J. K. Cho, *J. Appl. Polym. Sci.*, 2013, **127**, 2483–2489.
- 302 C. A. Sutton, A. Polykarpov, K. Jan van den Berg, A. Yahkind, L. J. Lea, D. C. Webster and M. P. Sibi, *ACS Sustainable Chem. Eng.*, 2020, **8**, 18824–18829.
- 303 J. Wu, Y. Qian, C. A. Sutton, J. J. La Scala, D. C. Webster and M. P. Sibi, *ACS Sustainable Chem. Eng.*, 2021, **9**, 15537–15544.
- 304 S. Wang, Y. Wu, J. Dai, N. Teng, Y. Peng, L. Cao and X. Liu, *Eur. Polym. J.*, 2020, **123**, 109439.
- 305 L. Pezzana, E. Malmström, M. Johansson and M. Sangermano, *Polymers*, 2021, **13**, 1530.
- 306 C. Mendes-Felipe, J. Oliveira, I. Etxebarria, J. L. Vilas-Vilela and S. Lanceros-Mendez, *Adv. Mater. Technol.*, 2019, **4**, 1800618.
- 307 N. R. Jang, H.-R. Kim, C. T. Hou and B. S. Kim, *Polym. Adv. Technol.*, 2013, **24**, 814–818.

