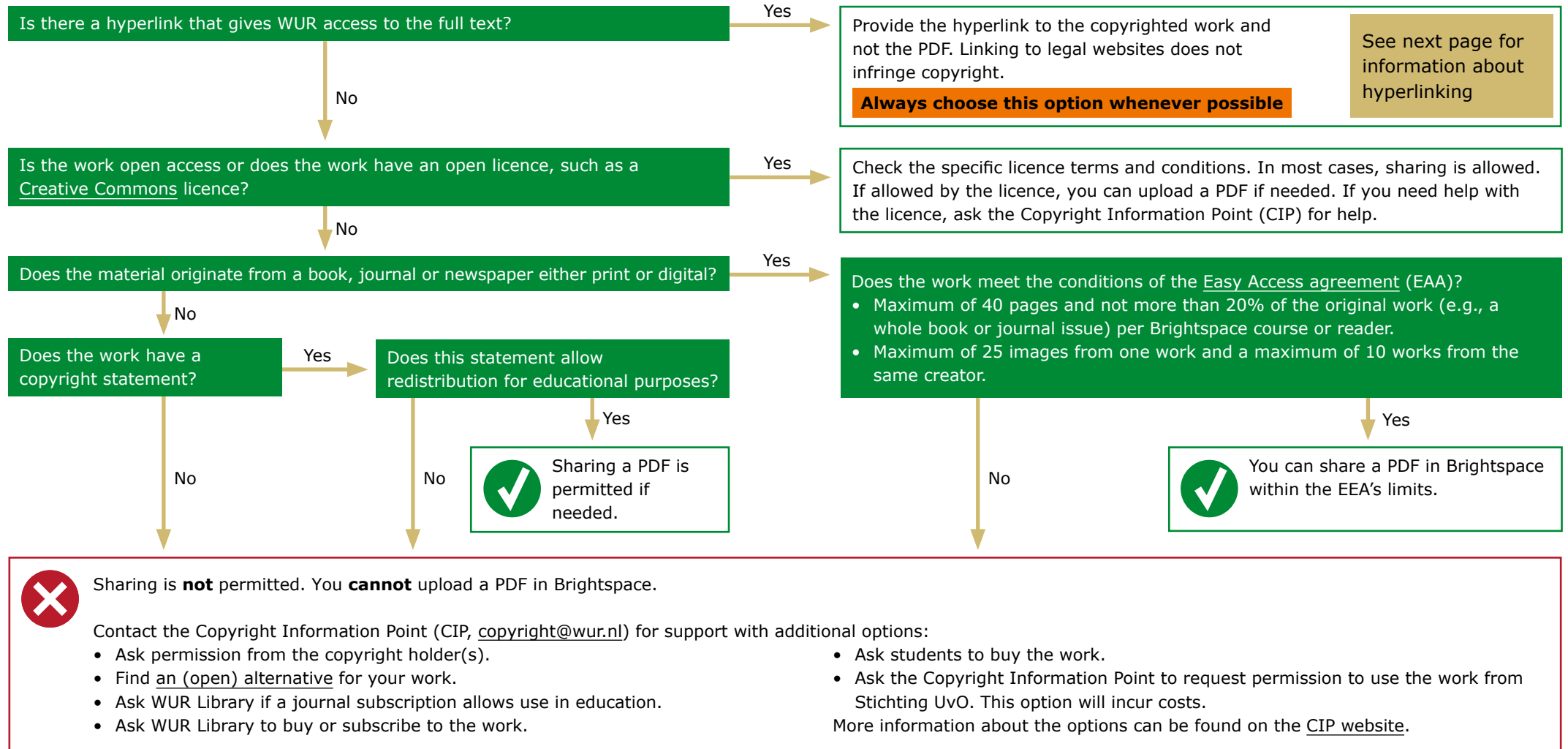


# Can I share copyrighted work in Brightspace as a PDF?

This flowchart supports teachers following [WUR's policy](#) and the [Easy Access agreement](#) when using copyrighted work in BSc and MSc courses in Brightspace.



**Any questions?** Ask the WUR Library – Copyright Information Point ([copyright@wur.nl](mailto:copyright@wur.nl))

17042024

# Hyperlinking

What kind of links should I use?

## 1 Links to a legal website

You are not allowed to promote the use of illegal websites. Illegal copies may be hard to recognize, but please refrain from using the obvious pirate sites.

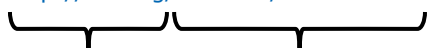
## 2 Stable links, such as DOI links

URLs on a publisher's website tend to change regularly. A DOI link follows these changes and usually redirects mostly to the right correct URL. Not having to repair broken links every year will save you time.

### How do I create a DOI link?

A DOI link consists of two components. Combine them to create the DOI link.

<http://doi.org/10.1038/nature12251>



**DOI resolver**  
It never changes

**DOI**  
Usually found on the first page of a journal article or an e-book chapter, on the publisher website, or in a publication's record in a database like Scopus.

## 3 EZproxy links

An EZproxy link guarantees easy off-campus access to library sources because it prompts students to log in. Using this link is not only a kind gesture to your students but also lowers the hurdle for students to come to class prepared. We recommend you use EZproxy in combination with a DOI link.


### How do I create an EZproxy link?

Add the following URL before the normal URL:

<http://library.wur.nl/WebQuery/rduser/ezproxy?url=>

Example of an EZproxy link in combination with a DOI link:

<http://library.wur.nl/WebQuery/rduser/ezproxy?url=http://doi.org/10.1038/nature12251>



**EZproxy prefix**

**DOI link**

# Off-campus access | Instruction to students

If students want to use the library subscribed resources when they're off-campus, they need to be recognized by the library system as Wageningen University & Research students. Being logged in on Brightspace is not sufficient to get full text access. Students need to login to the library website as well. For easy off-campus access, you can give your students one or more of the following instructions:

### Recommended route:

- Download the Library Access browser extension (available for Chrome, Firefox, MS Edge, Opera, and Safari).
  - Go to [Lean library](#) and install the extension for the browser(s) you use.
  - Select Wageningen University & Research – Library
  - You will get a pop-up message prompting you to login when you need access to a publisher's website.  
*(most useful when students have to follow hyperlinks to known publications)*
- Alternatively, as a teacher, you can always use EZproxy link to ensure students will always be prompted to log in.
- Use the library website ([www.wur.nl/library](http://www.wur.nl/library))
  - Log in (orange button at the right top of the Library homepage)
  - Search via WUR Library Search or in a specific database  
*(most useful when students have to search themselves for additional literature)*

For more information on [off-campus access to online resources](#).

**Any questions?** Ask the WUR Library – Copyright Information Point ([copyright@wur.nl](mailto:copyright@wur.nl))