

Showcasing research from Professor Pidko's laboratory,
Inorganic Systems Engineering, Department of Chemical
Engineering, Delft University of Technology, Delft,
The Netherlands.

Mechanistic investigation of benzene esterification by
 $\text{K}_2\text{CO}_3/\text{TiO}_2$: the catalytic role of the multifunctional
interface

The detailed reaction mechanism of benzene carboxylation
with CO_2 and subsequent methylation by CH_3OH was
investigated over the catalysts of TiO_2 and $\text{K}_2\text{CO}_3/\text{TiO}_2$.
The multicomponent and multifunctional $\text{K}_2\text{CO}_3\text{-TiO}_2$
interface facilitates product desorption and interfacial
active sites regeneration.

As featured in:



See Guanna Li,
Evgeny A. Pidko *et al.*,
Chem. Commun., 2021, **57**, 7890.



Cite this: *Chem. Commun.*, 2021, 57, 7890

Received 18th May 2021,
Accepted 16th July 2021

DOI: 10.1039/d1cc02513a

rsc.li/chemcomm

Mechanistic investigation of benzene esterification by K_2CO_3/TiO_2 : the catalytic role of the multifunctional interface†

Jittima Meeprasert,^a Guanna Li^{id}*^{bc} and Evgeny A. Pidko^{id}*^a

Potassium carbonate dispersed over a defective TiO_2 support (K_2CO_3/TiO_2) is an efficient catalyst for benzene esterification with CO_2 and CH_3OH . Density functional theory calculations reveal that this unique catalytic reactivity originates from the cooperation of the Ti^{3+}/K^+ surface sites. The K_2CO_3 promotor steers the stabilization of surface intermediates thus preventing catalyst deactivation.

CO_2 conversion into valuable chemicals has received much attention due to the environmental concerns associated with the growing atmospheric concentrations of greenhouse gases. Many efforts have been invested to develop the economic carbon-neutral system by recycling the carbon resource of CO_2 from industrial emission to the production of chemicals.^{1–3} The carboxylation of aromatics by CO_2 is one of the attractive routes for the valorization of CO_2 , because the produced aromatic carboxylic acids and their derivatives can serve as important chemical feedstocks.^{4,5} Conventionally, such a carboxylation coupling reaction is carried out in the presence of a strong base or Lewis acid such as NaH ,⁶ $AlCl_3$,⁴ and $AlBr_3$.⁷ The strong base is needed to cleave the C–H bond of arene to form a nucleophilic carbon atom which can further interact with the weak CO_2 electrophile. The role of the Lewis acid is to activate the CO_2 molecule before the arene C–H bond carboxylation.⁸ However, both these strategies usually provide rather low yields of the target products due to the low electrophilicity of CO_2 and side reactions caused by excessive reactivity of the mediators.^{7,8} Therefore, the development of alternative catalytic procedures avoiding the usage of strong base or acid is highly desired but also represents one of the great challenges for this reaction.

Recently, Kanan *et al.* reported that alkali carbonates (K_2CO_3 and Cs_2CO_3) finely dispersed over a TiO_2 support can promote the two-step cycle of benzene esterification with CO_2 and CH_3OH to produce methyl benzoate with both high yield (80%) and high selectivity (100%) in the absence of stoichiometric additives.⁹ It is important to note that bare TiO_2 can also promote the first step of benzene C–H bond carboxylation, however, the catalyst became deactivated after just one catalyst recycling. In contrast, no carboxylation products were observed when K_2CO_3 or Cs_2CO_3 powders as the only catalyst component were used. Thus, it was hypothesized that dispersing alkali carbonate over TiO_2 would engender catalytic carboxylation activity towards hydrocarbon substrates because of the disruption of the bulk alkali carbonate structure. However, the mechanistic aspects of this system, such as the nature of the active site, initiation of the reaction and the exact role of the different catalyst components, remained moot.⁸ This inspired us to carry out a comprehensive mechanistic study of benzene carboxylation with CO_2 and subsequent reaction with CH_3OH over the K_2CO_3/TiO_2 catalyst by periodic density functional theory (DFT) calculations. Our main objective was to identify the role and function of each catalyst component and to propose the origin of the deactivation of bare TiO_2 catalyst.

In this work, all calculations were performed using the Vienna *Ab Initio* Simulation Package (VASP) 5.3.5.^{10,11} DFT calculations were carried out using PBE functional based on the generalized gradient approximation (GGA).¹² Grimme's DFT-D3 method with Becke-Jonson damping was used to account for the dispersion interactions.¹³ The DFT+U method was applied to the 3d orbitals of Ti to correct the on-site Coulomb interactions. The U value used in this work is 4.2 eV.¹⁴ The energy cutoff and convergence criteria for the electronic and ionic loops were 400 eV, 10^{-5} eV, and $0.05 \text{ eV } \text{\AA}^{-1}$, respectively. Transition states were determined by the nudged-elastic band method with the improved tangent estimate (CI-NEB) and subsequent frequency analysis. The model of K_2CO_3/TiO_2 catalyst was built following the experimental evidence of the very fine dispersion of K_2CO_3 on the surface of TiO_2 .⁹

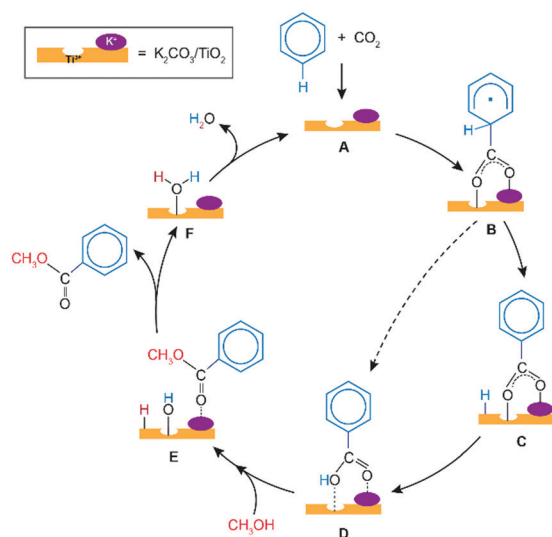
^a Inorganic Systems Engineering, Department of Chemical Engineering, Delft University of Technology, The Netherlands. E-mail: e.a.pidko@tudelft.nl

^b Biobased Chemistry and Technology, Wageningen University & Research, The Netherlands. E-mail: guanna.li@wur.nl

^c Laboratory of Organic Chemistry, Wageningen University & Research, The Netherlands

† Electronic supplementary information (ESI) available. See DOI: 10.1039/d1cc02513a





Scheme 1 Proposed mechanism of benzene esterification with CO_2 and CH_3OH on $\text{K}_2\text{CO}_3/\text{TiO}_2$ catalyst. The $\text{A} + \text{CO}_2 + \text{C}_6\text{H}_6 \rightarrow \text{D}$ conversion involves the carboxylation of benzene with CO_2 via the one-step direct (dashed) or stepwise indirect (solid path) mechanisms to yield the adsorbed benzoic acid. The latter is methylated with CH_3OH ($\text{D} + \text{CH}_3\text{OH} \rightarrow \text{F} + \text{C}_6\text{H}_5\text{COOCH}_3$) to yield methyl benzoate product and the adsorbed water. Subsequent desorption of H_2O by-product ($\text{F} \rightarrow \text{A} + \text{H}_2\text{O}$) regenerates the catalytic surface ensemble.

Fig. S1 in the ESI† shows the catalyst model featuring the K_2CO_3 species deposited on the defective anatase $\text{TiO}_2(101)$ surface. We hypothesized that the interface of coordination-unsaturated surface Ti site (Ti^{3+}) together with the adjacent K_2CO_3 cluster form the

reactive ensemble because neither the bulk crystalline K_2CO_3 nor the pristine TiO_2 surface are active.^{9,15}

Scheme 1 presents a proposed reaction mechanism for the esterification of benzene with CO_2 and CH_3OH by the $\text{K}_2\text{CO}_3/\text{TiO}_2$ catalyst. The computed reaction energy profile is shown in Fig. 1. Firstly, the two possible mechanisms of C_6H_6 C–H bond deprotonation were evaluated and it was found that the direct C–H carboxylation of benzene with activated CO_2 is preferred over the C_6H_6 deprotonation (Fig. S2 and discussion, ESI†). Therefore, we proposed that the reaction starts with the adsorption of CO_2 through bidentate coordination with the interface Ti^{3+} and K^+ sites. The presence of K_2CO_3 prevents a bidentate adsorption mode of CO_2 with two Ti^{3+} surface atoms which occur on the bare defective TiO_2 surface. In the next step, the C–C bond formation between the co-adsorbed benzene and CO_2 occurs to form the $\text{C}_6\text{H}_6\text{COO}^*$ intermediate ($\text{C}_6\text{H}_6\text{CO}_2^* \rightarrow \text{C}_6\text{H}_6\text{COO}^*$). This step is endothermic with $\Delta E = 0.46$ eV and it proceeds with an activation energy (E^\ddagger) of 0.72 eV. Next, the C–H bond of the activated C_6H_6 fragment is cleaved to form benzoic acid ($\text{C}_6\text{H}_5\text{COOH}^*$) or benzoate ($\text{C}_6\text{H}_5\text{COO}^*$) surface intermediate. The former is formed *via* a direct intramolecular H-transfer from the C_6H_6 moiety of $\text{C}_6\text{H}_6\text{COO}^*$ to terminal O of the carboxylate moiety. The computed activation barrier for this step is 1.31 eV. An alternative path involves a two-step surface-assisted H*-transfer, upon which the $\text{C}_6\text{H}_6\text{COO}^*$ intermediate is first deprotonated by the vicinal basic surface O sites ($E^\ddagger = 1.19$ eV) followed by the $\text{C}_6\text{H}_5\text{COO}^*$ and H^* recombination ($E^\ddagger = 1.19$ eV). The highest activation energy of the indirect route is only *ca.* 0.10 eV lower than that of the direct pathway, indicating that both reaction routes can contribute to the

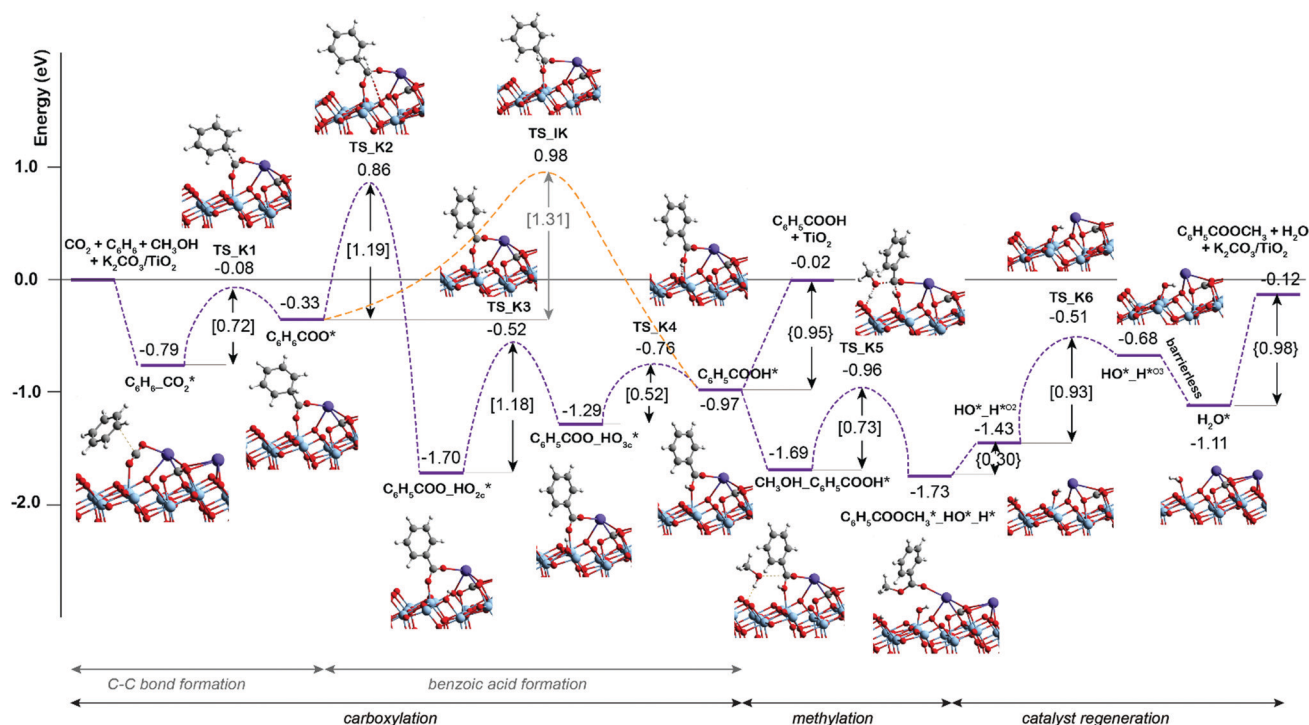


Fig. 1 DFT-computed reaction energy diagram for the benzene esterification with CO_2 and CH_3OH on $\text{K}_2\text{CO}_3/\text{TiO}_2$.

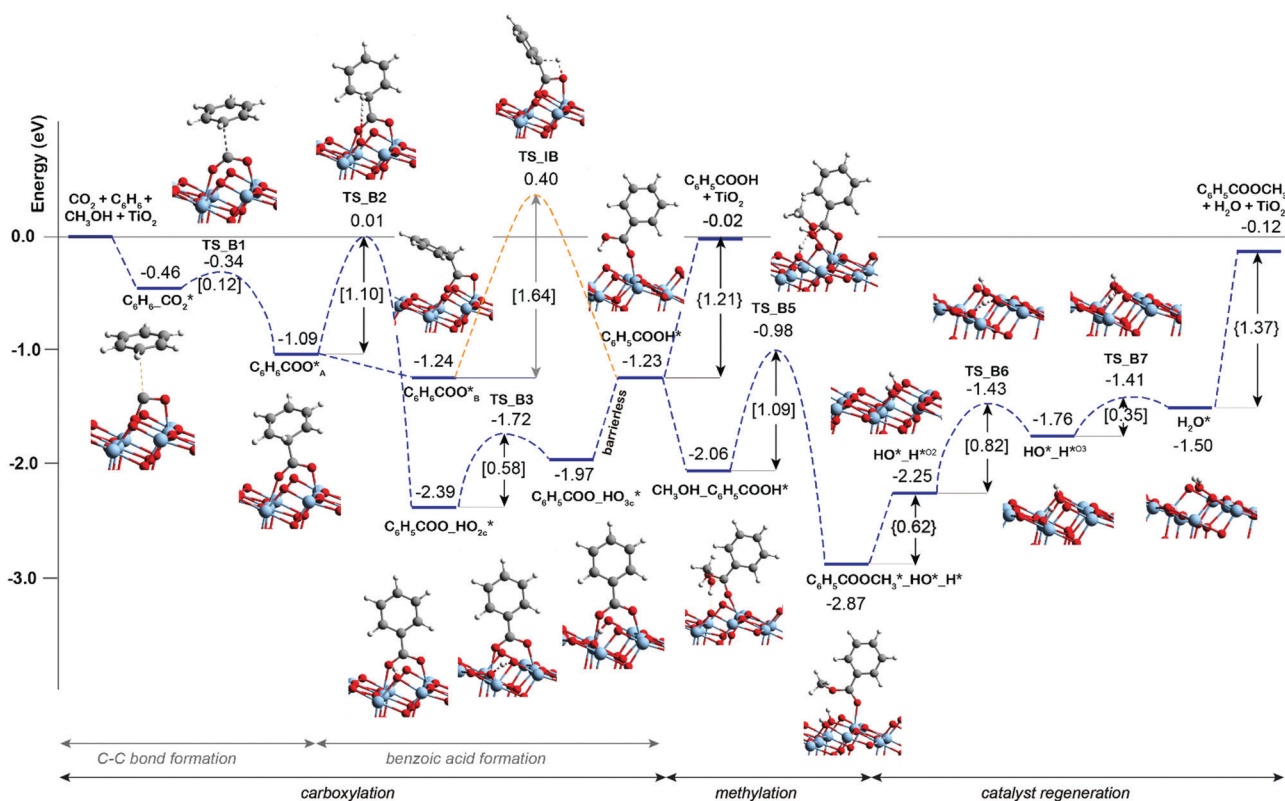
catalytic reaction. The hydrogen transfer from the $\text{C}_6\text{H}_6\text{COO}^*$ to form $\text{C}_6\text{H}_5\text{COO}^*$ is predicted to be more difficult than the initial coupling of CO_2 and benzene, which is consistent with the experimentally observed kinetic isotopic effect results.⁹ Electronic analysis further indicated that effective charge transfer between intermediates and the defective catalyst surface facilitates the C–C coupling and deprotonation reaction processes (Fig. S3 and S4, ESI†). The desorption of benzoic acid to regenerate the catalytic interface is endothermic by 0.95 eV.

The closure of the catalytic cycle can be facilitated in the presence of methanol, which reacts with the surface benzoate intermediate ($\text{CH}_3\text{OH}\cdot\text{C}_6\text{H}_5\text{COOH}^*$) to produce methyl benzoate product ($\text{C}_6\text{H}_5\text{COOCH}_3\cdot\text{HO}^*\cdot\text{H}^*$). During the methylation process, a CH_3OH molecule is added to the system and co-adsorbed at the neighboring surface oxygen atom of benzoic acid. Then, the methyl benzoate is generated by the formation of the C–O bond between CH_3OH and benzoic acid. The simultaneous deprotonation of CH_3OH^* and cleavage of the C–OH bond of $\text{C}_6\text{H}_5\text{COOH}^*$ result in the generation of two hydroxyl groups on the surface. This concerted step is slightly exothermic and proceeds with an activation energy of 0.73 eV. In the next step, the methyl benzoate product is desorbed from the surface with ΔE of 0.30 eV. The last step is the recombination of surface OH groups to form H_2O and regenerate the catalytic interface sites ($\text{HO}^*\cdot\text{H}^*\text{O}_2 \rightarrow \text{H}_2\text{O}^*$). This dehydration step is barrierless but proceeds with a barrier of 1.00 eV associated with the surface migration of H^* . The hydrogen transfer step following the C–C bond formation is identified as

the most difficult step of the carboxylation reaction having the highest activation barrier of 1.31 eV along the reaction path.

Previous experimental studies⁹ showed that the carbonate-free defective TiO_2 can also promote benzene carboxylation but it loses the activity already after the first reaction cycle. We therefore hypothesized that the reaction intermediates or the reaction products (*e.g.* methyl benzoate or water) might block the active site of the bare TiO_2 catalyst, while the presence of K_2CO_3 species protects catalyst from such poisoning. To check this hypothesis, the DFT analysis was extended to the mechanism of benzene carboxylation followed by methylation on the bare and defective anatase TiO_2 (101) surface. Fig. 2 presents the respective DFT-computed reaction energy diagram. In this case, the C–C bond formation between CO_2 and benzene is thermodynamically and kinetically more favorable than on the interface site ($\Delta E = -0.63$ eV, $E^\ddagger = 0.12$ eV). However, the subsequent H^* transfer to directly form adsorbed benzoic acid is in this case 0.3 eV higher than over the $\text{K}_2\text{CO}_3/\text{TiO}_2$. A much more favorable reaction is the benzoate formation *via* the hydroxylation of the TiO_2 surface. This step has a barrier of 1.1 eV and stabilizes the system by ΔE of -1.3 eV. Almost identical energetics was observed for the $\text{K}_2\text{CO}_3/\text{TiO}_2$ catalyst. For the subsequent concerted benzoic acid methylation reaction, the activation energy over defective TiO_2 is 0.36 eV higher than that of $\text{K}_2\text{CO}_3/\text{TiO}_2$ catalyst reaction ($\text{TS_B5} = 1.09$ eV *vs.* $\text{TS_K5} = 0.73$ eV).

The comparison of the reaction profiles in Fig. 1 and 2 reveals that the activation energies of all elementary steps



(except the initial CO₂ coupling with benzene) over the defective TiO₂ surface and K₂CO₃-promoted TiO₂ are quite close and comparable suggesting that indeed both catalysts can enable the esterification reaction of benzene with CO₂ and CH₃OH to form methyl benzoate. However, we find that most of the reaction intermediates on the defective TiO₂ surface are significantly more stable than those on K₂CO₃/TiO₂. The energies of all reaction intermediates on the defective TiO₂ surface are in the range of 0.00 to −3.00 eV, while those on K₂CO₃/TiO₂ catalyst fall in the range of +1.00 to −2.00 eV relative to the reactant state. The stronger binding interaction on the bare TiO₂ surface impedes the desorption of the products and regeneration of the active site for the next catalytic cycle (Fig. S5, ESI†). Specifically, the desorption energies of methyl benzoate and H₂O on the defective TiO₂ surface are 0.39 and 0.32 eV higher than that on K₂CO₃/TiO₂, respectively ($\Delta E_{\text{C}_6\text{H}_5\text{COOCH}_3}$: 1.37 eV vs. 0.98 eV; $\Delta E_{\text{H}_2\text{O}}$: 0.62 eV vs. 0.30 eV).

Based on these results, we conclude that both bare TiO₂ with oxygen vacancy and K₂CO₃/TiO₂ catalysts are able to activate CO₂ and benzene to form benzoate products. However, the excessive reactivity of the surface sites in the former results in surface poisoning by the reaction products/byproducts. The presence of potassium carbonate species partially deactivates the reactive sites on the titanium surface to facilitate the product desorption and the regeneration of the catalytic interface sites. Although the K₂CO₃ species cannot act as an active site alone for this reaction, it steers the local structures of the transition states and reaction intermediates, and thus facilitates the products desorption and catalyst regeneration. These insights shed light onto the role of multicomponent reaction environments on the catalytic surface for the efficient CO₂ valorization and they can form a base for further development of efficient and stable catalysts for the direct carboxylation with CO₂ of other more challenging hydrocarbon substrates such as ethane, methane and ethylene.

Authors acknowledge financial support from the European Research Council (ERC) under the European Union's Horizon 2020 research and innovation programme (grant agreement No. 725686) J. M. gratefully acknowledges the Royal Thai Government Scholarships for the financial support. The use of supercomputer facilities was sponsored by NWO Domain Science.

Conflicts of interest

The authors declare no conflicts of interest.

Notes and references

- 1 M. D. Burkart, N. Hazari, C. L. Tway and E. L. Zeitler, *ACS Catal.*, 2019, **9**, 7937–7956.
- 2 A. D. N. Kamkeng, M. Wang, J. Hu, W. Du and F. Qian, *Chem. Eng. J.*, 2021, **409**, 128138.
- 3 C. Hepburn, E. Adlen, J. Beddington, E. A. Carter, S. Fuss, N. MacDowell, J. C. Minx, P. Smith and C. K. Williams, *Nature*, 2019, **575**, 87–97.
- 4 G. A. Olah, B. Török, J. P. Joschek, I. Buci, P. M. Esteves, G. Rasul and G. K. Surya Prakash, *J. Am. Chem. Soc.*, 2002, **124**, 11379–11391.
- 5 A. S. Lindsey and H. Jeskey, *Chem. Rev.*, 1957, **57**, 583–620.
- 6 J. Luo, S. Preciado, P. Xie and I. Larrosa, *Chem. – Eur. J.*, 2016, **22**, 6798–6802.
- 7 K. Nemoto, H. Yoshida, N. Egusa, N. Morohashi and T. Hattori, *J. Org. Chem.*, 2010, **75**, 7855–7862.
- 8 J. Luo and I. Larrosa, *ChemSusChem*, 2017, **10**, 3317–3332.
- 9 D. J. Xiao, E. D. Chant, A. D. Frankhouser, Y. Chen, A. Yau, N. M. Washton and M. W. Kanan, *Nat. Chem.*, 2019, **11**, 940–947.
- 10 G. F. Kresse and J. Furthmüller, *Comput. Mater. Sci.*, 1996, **6**, 15–50.
- 11 G. F. Kresse and J. Furthmüller, *Phys. Rev. B: Condens. Matter Mater. Phys.*, 1996, **54**, 11169–11186.
- 12 J. P. B. Perdew, K. Burke and M. Ernzerhof, *Phys. Rev. Lett.*, 1996, **77**, 3865–3868.
- 13 G. S. Stefan, E. Stephan and G. Lars, *J. Comput. Chem.*, 2011, **32**, 1456–1465.
- 14 W. Song, S. Ma, L. Wang, J. Liu and Z. Zhao, *ChemCatChem*, 2017, **9**, 4340–4344.
- 15 D. C. Sorescu, W. A. Al-Saidi and K. D. Jordan, *J. Chem. Phys.*, 2011, **135**, 124701.

