



---

# Soy footprint of animal products in Europe

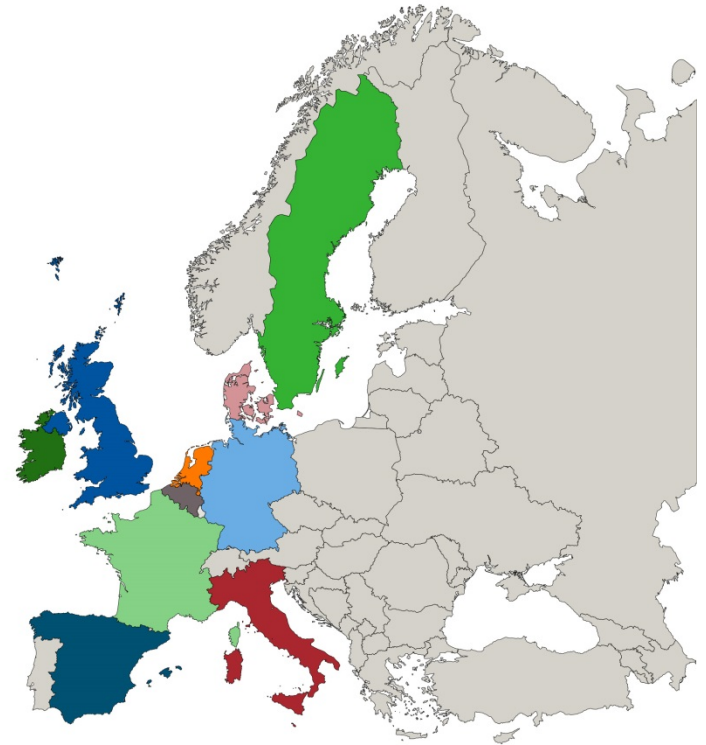
## An estimation

Commissioned by IDH

September 2016, Robert Hoste

# Purpose

- Quick scan with estimate of country-specific soy footprint of animal products: pig meat, poultry meat, eggs and dairy milk (including derived products)
- To inform local retailers about their soy footprint of sold animal products



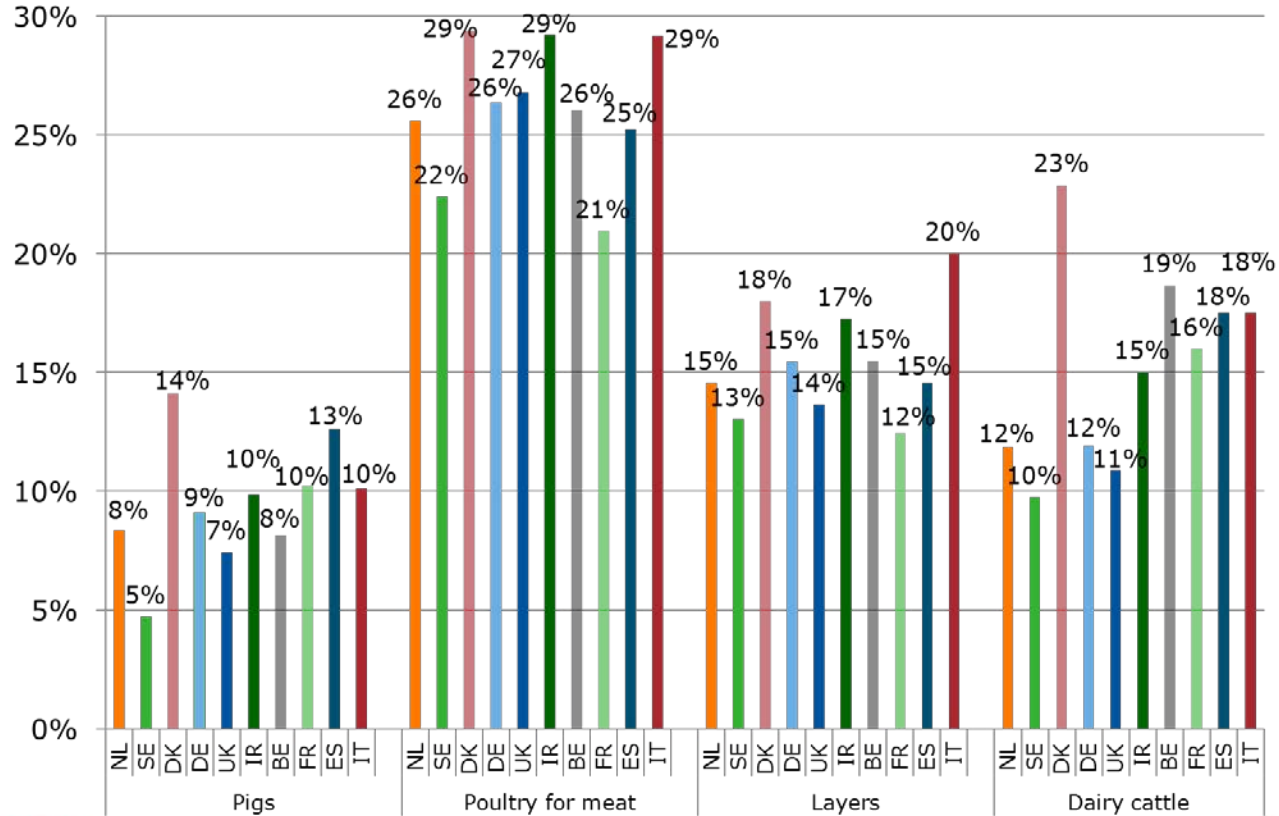
# Method and data (1)

- Based on Dutch appraisal (LEI report 2014-098)
- Soy footprint based on Dutch footprint and corrected for differences in feed efficiency and soy content in feed per country and product
- Soy hulls are not taken into account, as the low economic value is no driver for soy production
- Soy footprint is expressed in g of soy per kg of retail weight, based on domestic production

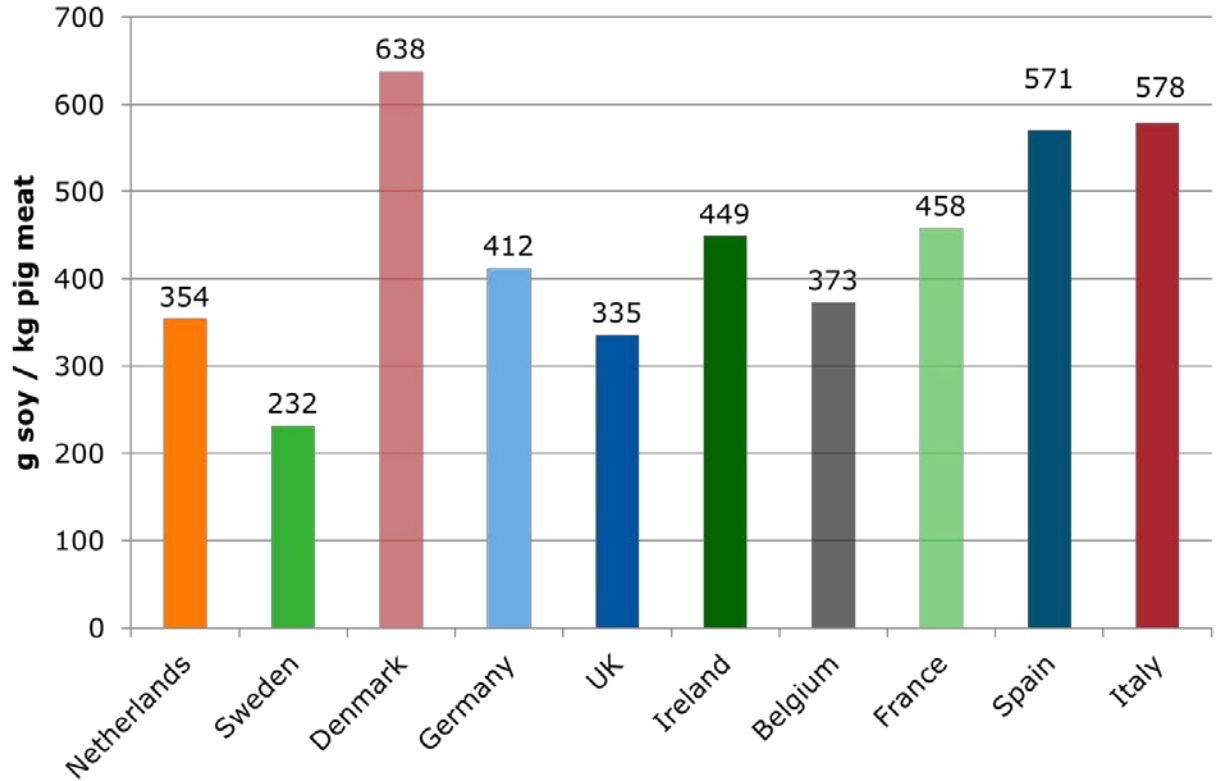

# Method and data (2)

- Years 2013-2015; 2012-2014 for total soy use, eggs and poultry meat
- Soy contents based on local references, as well as derived from national statistics
- Assumptions are based on numerous sources and expert judgement (see reference list)

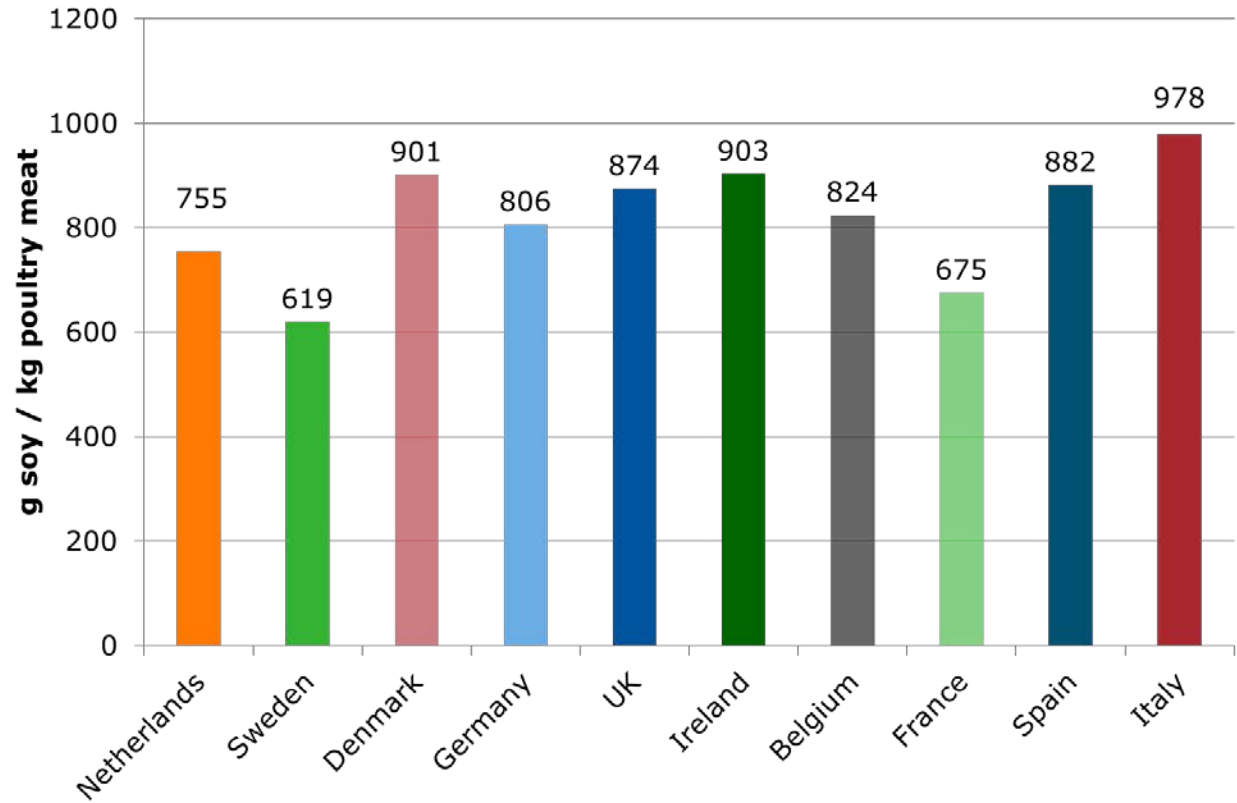
# Estimated soybean meal content in animal feed



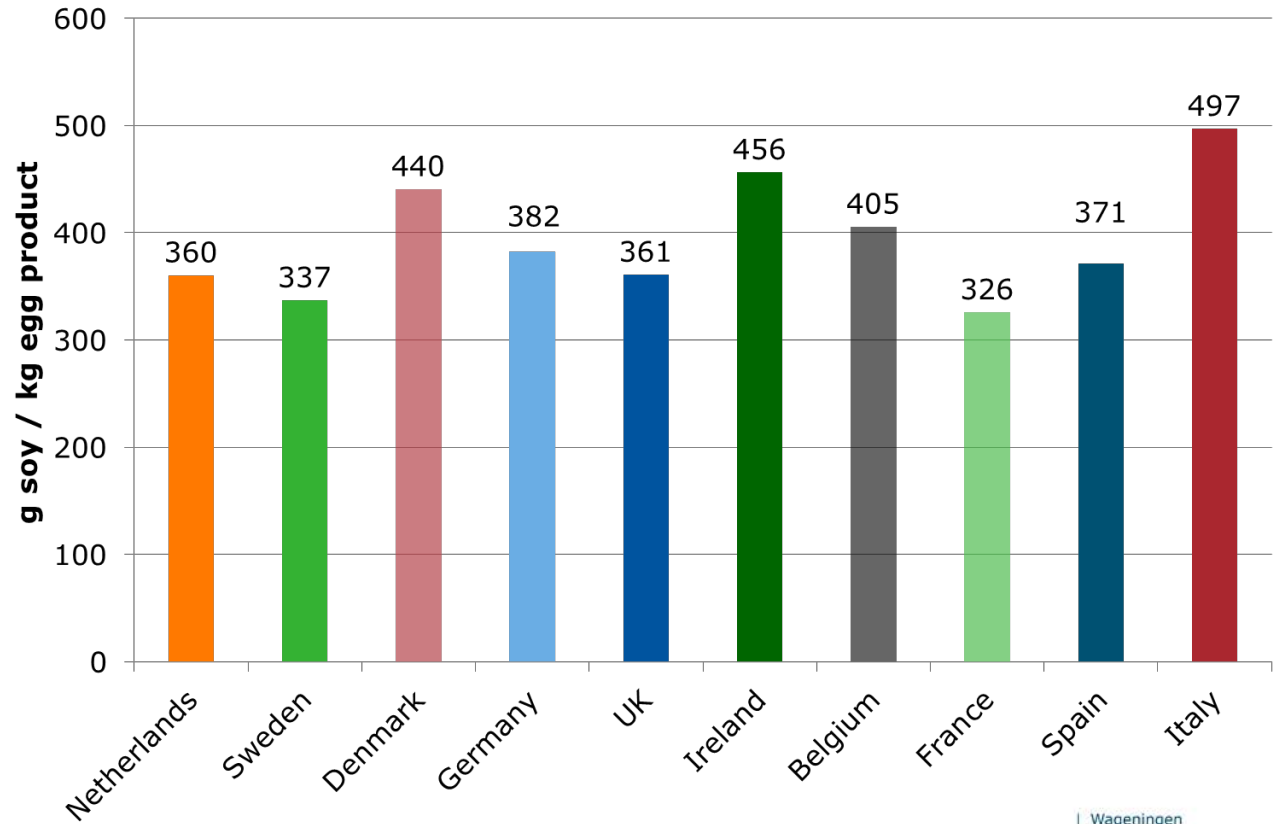
# Estimated soybean footprint of pig meat



# Estimated soybean footprint of poultry meat

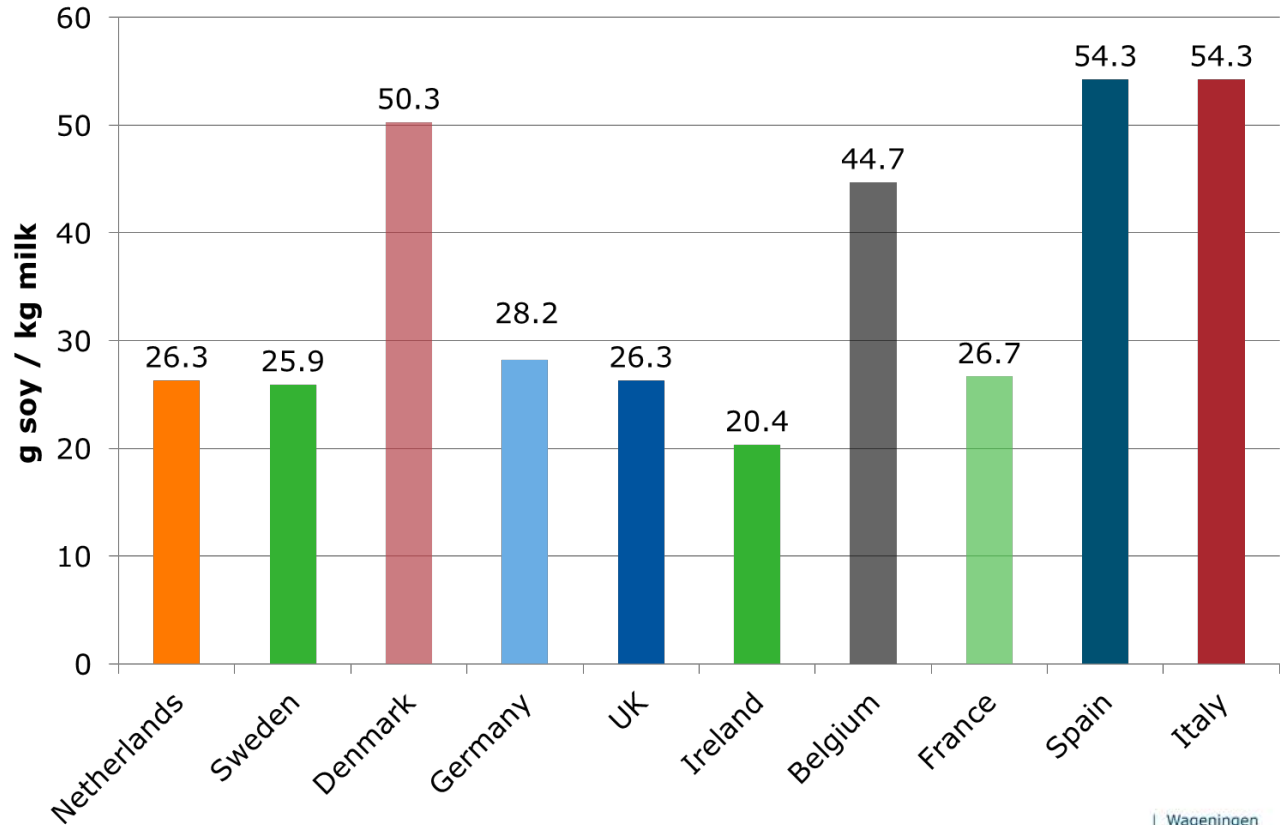


# Estimated soybean footprint of egg product

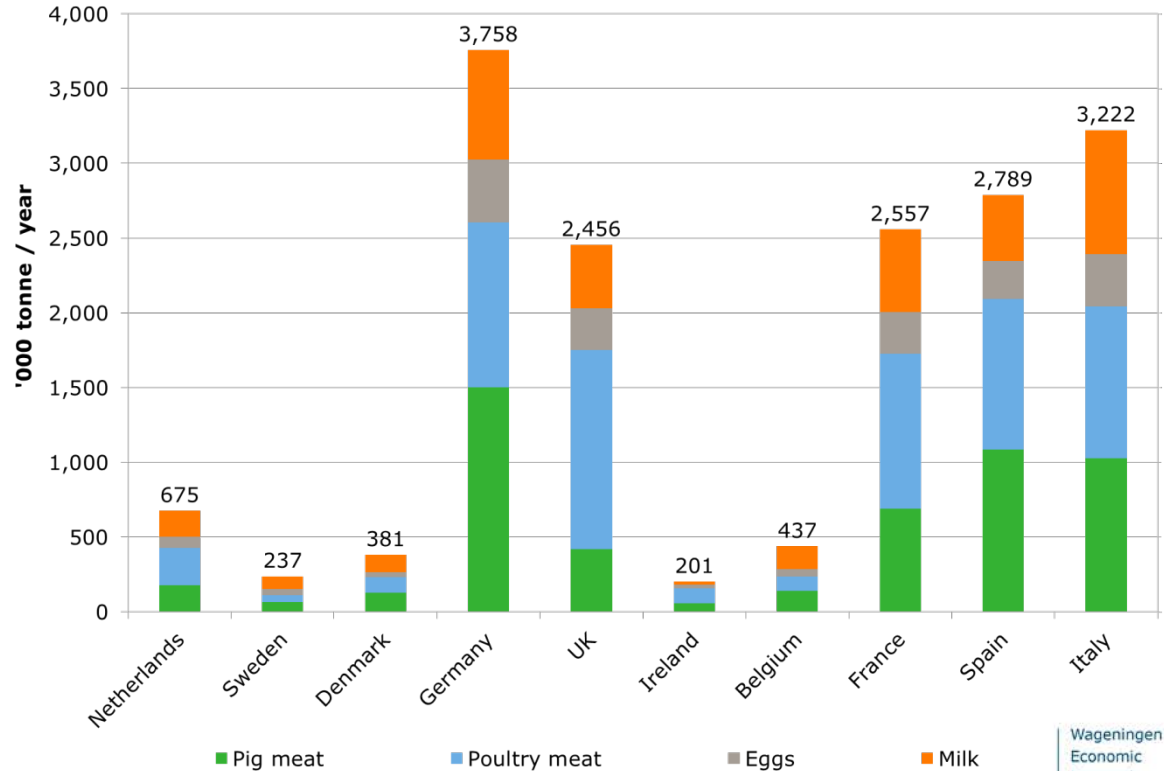





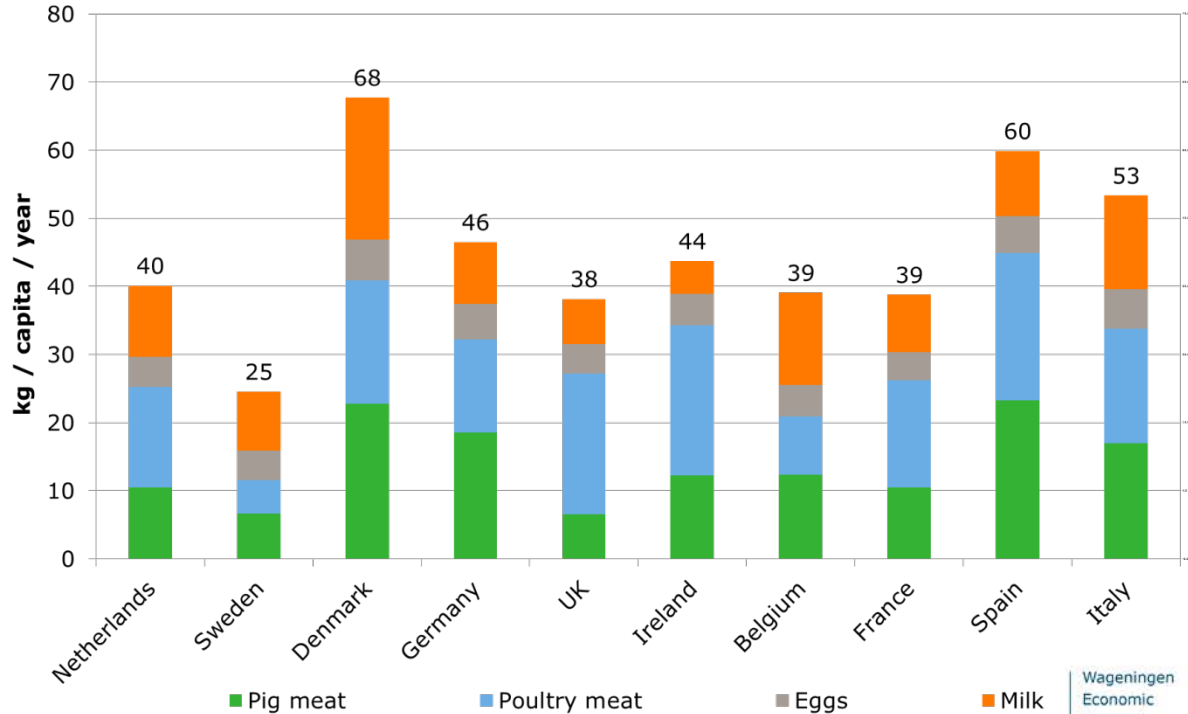

# Estimated soybean footprint of milk



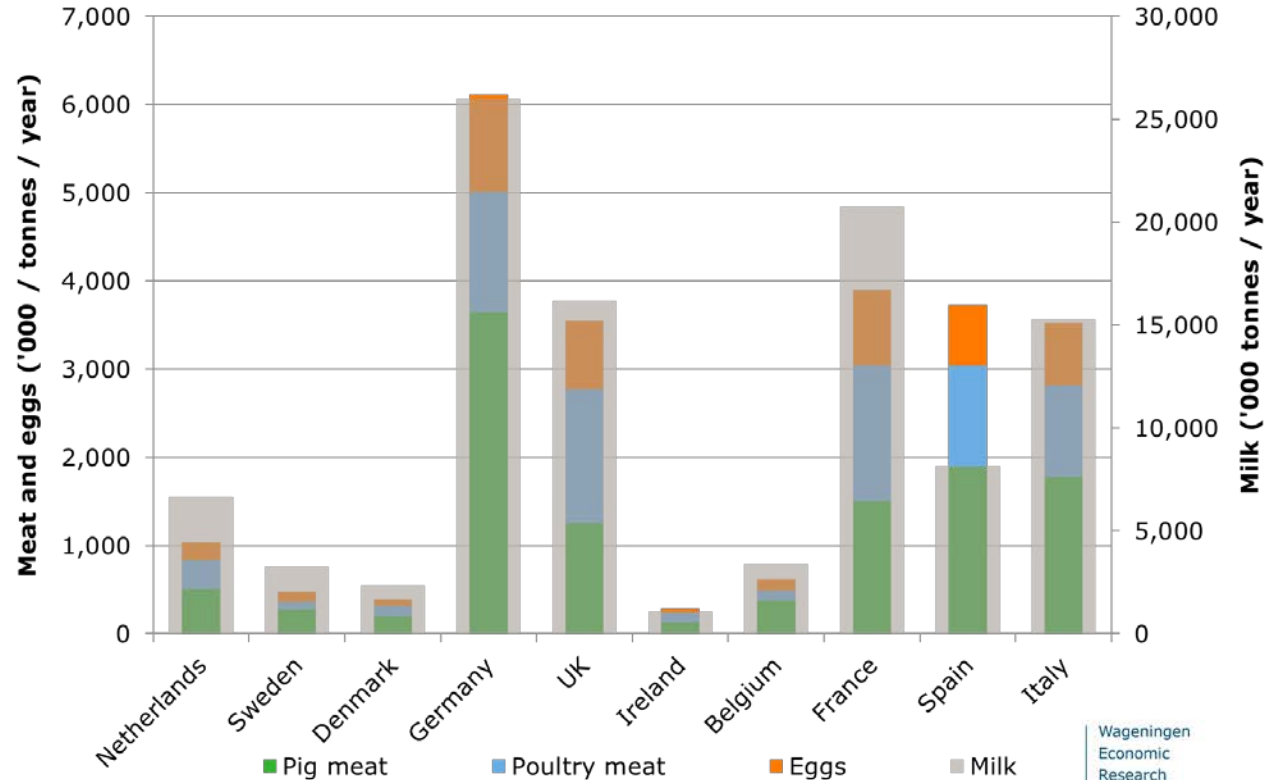

# Estimated soybean meal use for domestic consumption of animal products



# Estimated soybean meal use for domestic consumption of animal products per capita



# Estimated domestic consumption of animal products (retail weight)



# References (1)

## Literature

Agreste, 2014. Les matières premières de l'alimentation animale en 2012. Chiffre et Données Agroalimentaire. Numéro 178 - mars 2014.

Beck, M., 2015. MEG-Marktbilanz Eier und Geflügel 2015. Stuttgart, Eugen Kulmer AG Verlag. Inclusief update op MEG-website.

BMELV, 2012. Eiweißpflanzenstrategie des BMELV. Stand: 27.11.2012. Bundesministerium für Ernährung und Landwirtschaft. Berlin.

Cicei, 2016. [http://www.cicei-project.eu/nl/?page\\_id=207](http://www.cicei-project.eu/nl/?page_id=207)

Daatselaar, C., 1997. Approximation of the future milk price for the Dutch dairy farmers; A simple forecasting equilibrium model. MSc Thesis.

Danckaert, S., 2016. Geen veevoeder zonder soja? Aandeel van de Vlaamse veehouderij in het sojaverbruik in België 2016. Departement Landbouw en Visserij. D/2016/3241/068.

Defra, Compound Feedingstuffs Survey. Raw materials usage and production of animal feedingstuffs in Great Britain. Version 7 April 2016. DVT, 2013. Futtermittel -Tabellarium Ausgabe 2015.

EC, 2016. Short-Term Outlook. DG-Agri.

Horne, P.L.M. van, and N. Bondt, 2014. Competitiveness of the EU poultry meat sector; International comparison base year 2013. Wageningen, LEI Wageningen UR. LEI Report 2014-038.

Horne, P.L.M. van, 2014. Competitiveness of the EU egg sector; International comparison base year 2013. Wageningen, LEI Wageningen UR. LEI-report 2014-041.

Hoste, R., 2014. Sojaverbruik in de Nederlandse diervoederindustrie 2011-2013; Inventarisatie in opdracht van Stichting Ketentransitie verantwoorde soja. Wageningen, LEI Wageningen UR, LEI Rapport 14-098.

Marouby, H., 2015. La consommation de soja pour les porcs en France et l'origine «Brésil». IFIP, France.

# References (2)

Otto, M.A. (2014): Beschränkung von Eiweißfuttermittelimporten: Ökonomische Analyse und Bewertung für Deutschland. Masterarbeit am Fachbereich 09 - Agrarwissenschaften, Ökotrophologie und Umweltmanagement, Justus-Liebig-Universität Gießen.

Schmitz, P.M., 2015. Sektorale und volkswirtschaftliche Auswirkungen von EU-Strategien zur Begrenzung von eiweißreichen Importfuttermitteln bzw. zur Umstellung auf gentechnikfreie Futtermittel heimischer Herkunft. Schriftenreihe Agribusiness-Forschung Nr. 34. Institut für Agribusiness, Giessen, Deutschland.

Tallage, 2009. Study on modelling of feed consumption in the European Union. Tender No. AGRI-2008-EVAL-09.

Wille-Sonk, S., B. Lassen en D. Mirbach, 2014. EDF Report 2014. Annual report of the European Dairy Farmers, 2014. Frankfurt, EDF.

## Datasets

AGMEMOD model

Agri-Benchmark Dairy

Comtrade Data

Eurostat

FEFAC

InterPIG

# References (3)

## **Personal communication**

Allan Howsam, Defra, United Kingdom

Carol Davis, AHDB, United Kingdom

Chris Gooderham, AHDB, United Kingdom

Claus Deblitz, European Dairy Farmers, agri benchmark Beef/Sheep, Thünen-Institut für Betriebswirtschaft, Germany

Co Daatselaar, LEI Wageningen UR, Nederland

Finn Udesen, SEGES Videncenter for Svineproduktion, Denmark

Gerard McCutcheon, TEAGASC, Ireland

Hanne Bang Bligaard, Arla Foods, Denmark and Sweden

Hans Olijslagers, TopigsNorsvin

Hervé Marouby, IFIP - Institut du Porc, France

Ingvar Eriksson, Gård & Djurhälsan, Sweden

Insea Staschinski, Deutscher Bauernverband, Germany

Josep Bernaus, SIP Consultants, Spain

# References (4)

---

Kees de Roest, Centro Ricerche Produzioni Animali (C.R.P.A.), Italy

Matthias Quaing, ISN - Interessengemeinschaft der Schweinehalter Deutschlands e.V., Germany

Michael Groes Christiansen, SEGES Videncentre for Svineproduktion, Denmark

Michael Steinmann, DMK, Germany

Peter van Horne, LEI Wageningen UR, Nederland

Roelof Wijma, Bel, the Netherlands

Stephen Howarth, AHDB, United Kingdom

Sylvie Danckaert, Departement Landbouw en Visserij, Belgium

Victoria Ohlsson, HK Scan, Sweden



# For more information

Robert Hoste

robert.hoste@wur.nl

+31-317.484654

[www.wur.eu/economic-research](http://www.wur.eu/economic-research)

Wageningen Economic Research Report 2016-083  
Project code 2282100158

This publication can be downloaded  
at <http://dx.doi.org/10.18174/391055>

This research has been funded by  
Initiatief Duurzame Handel (IDH) in Utrecht, the Netherlands

