

NN31545.0452

INSTITUUT VOOR CULTUURTECHNIEK EN WATERHUISHOUDING

Bijlagen bij nota 452 ^I dd. 21 maart 1968

Tabellen en figuren

JSN-193663-01

Figuur 57. Groepsomvang \longleftrightarrow 5 antwoorden op de vraag dieper of ondieper water (Hemelrijk, 2 juli 1967)

- a = ondieper
- b = dieper
- c = goed
- d = ouderen dieper
- e = zwemmers dieper





Tabel 1. Overzicht van het in 1967 gehouden recreatie-onderzoek op enkele spartelvijvers van het Staatsbosbeheer

| Datum | 1 - Kibbelkoele | | | 2 - Loomer | | | 3 - Iebereplas | | | 4 - Hemelrijk | | |
|----------------|-----------------|------------|-------------------|-------------|------------|-------------------|----------------|------------|-------------------|---------------|------------|-------------------|
| | Bezoekers | Enquêtes | Steekproefgrootte | Bezoekers | Enquêtes | Steekproefgrootte | Bezoekers | Enquêtes | Steekproefgrootte | Bezoekers | Enquêtes | Steekproefgrootte |
| Wo. 28 juni | 916 | 85 | 30 | -- | -- | -- | -- | -- | -- | -- | -- | -- |
| Zo. 2 juli | 8558 | 306 | 20 | 4327 | 345 | 30 | 2965 | 319 | 50 | 3313 | 305 | 45 |
| Do. 13 juli | 4960 | 203 | 20 | -- | -- | -- | -- | -- | -- | -- | -- | -- |
| Do. 20 juli | 2452 | 190 | 95 | 1607 | 167 | 50 | 932 | 137 | 70 | 1050 | 218 | 95 |
| Di. 22 aug. | 272 | 47 | 35 | -- | -- | -- | -- | -- | -- | -- | -- | -- |
| Totalen | 17158 | 831 | | 5934 | 512 | | 3897 | 456 | | 4363 | 523 | |

* geschat en in %

Aantal onderzoekdagen: 5

Aantal onderzoek baddagen: 11

Totaal generaal bezoekers: 31 352

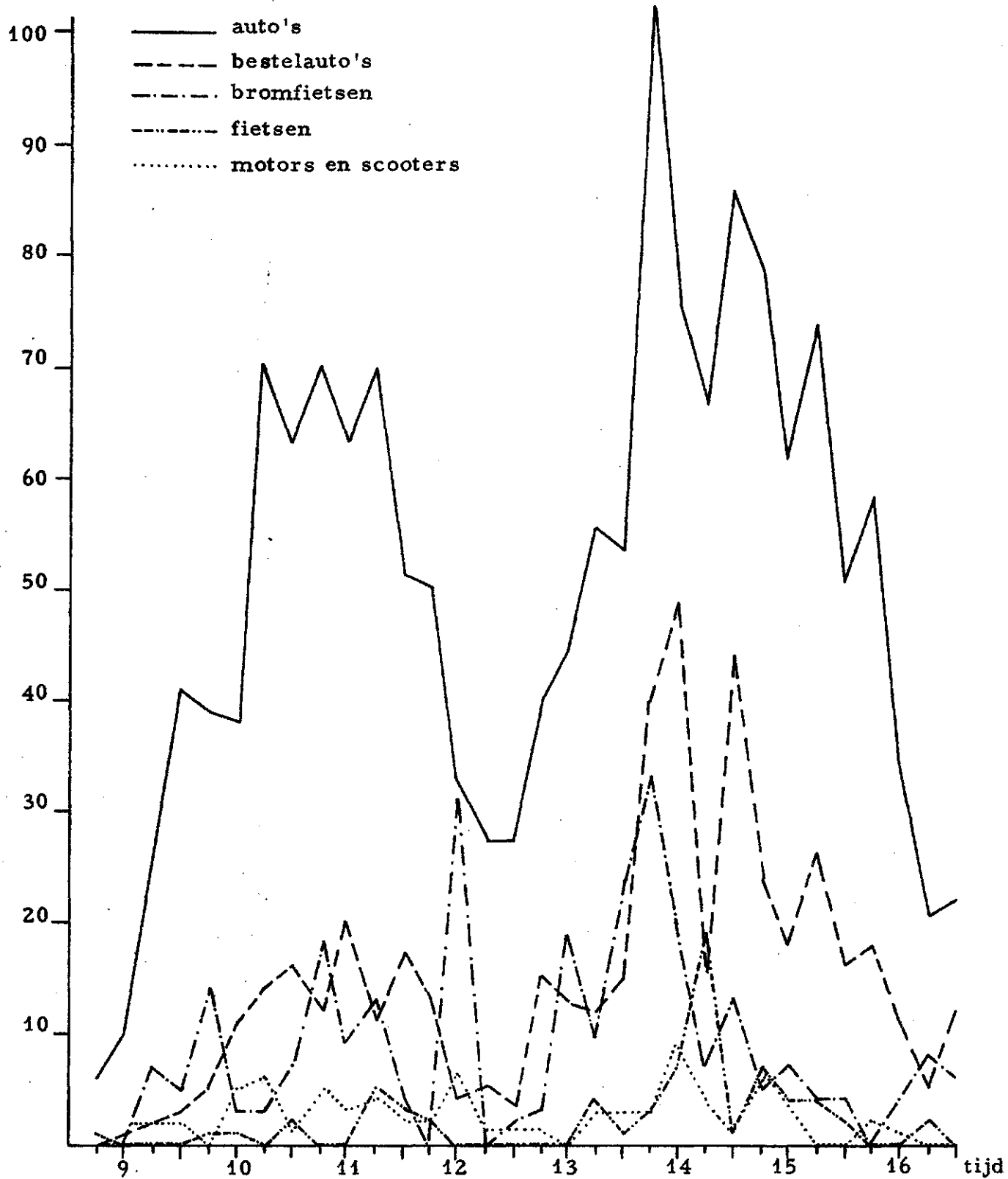
Totaal generaal enquêtes: 2 332

Geschat totaal aantal geënquêteerde bezoekers: 11 000

Geschat gemiddelde steekproefgrootte (over het totaal): 30%

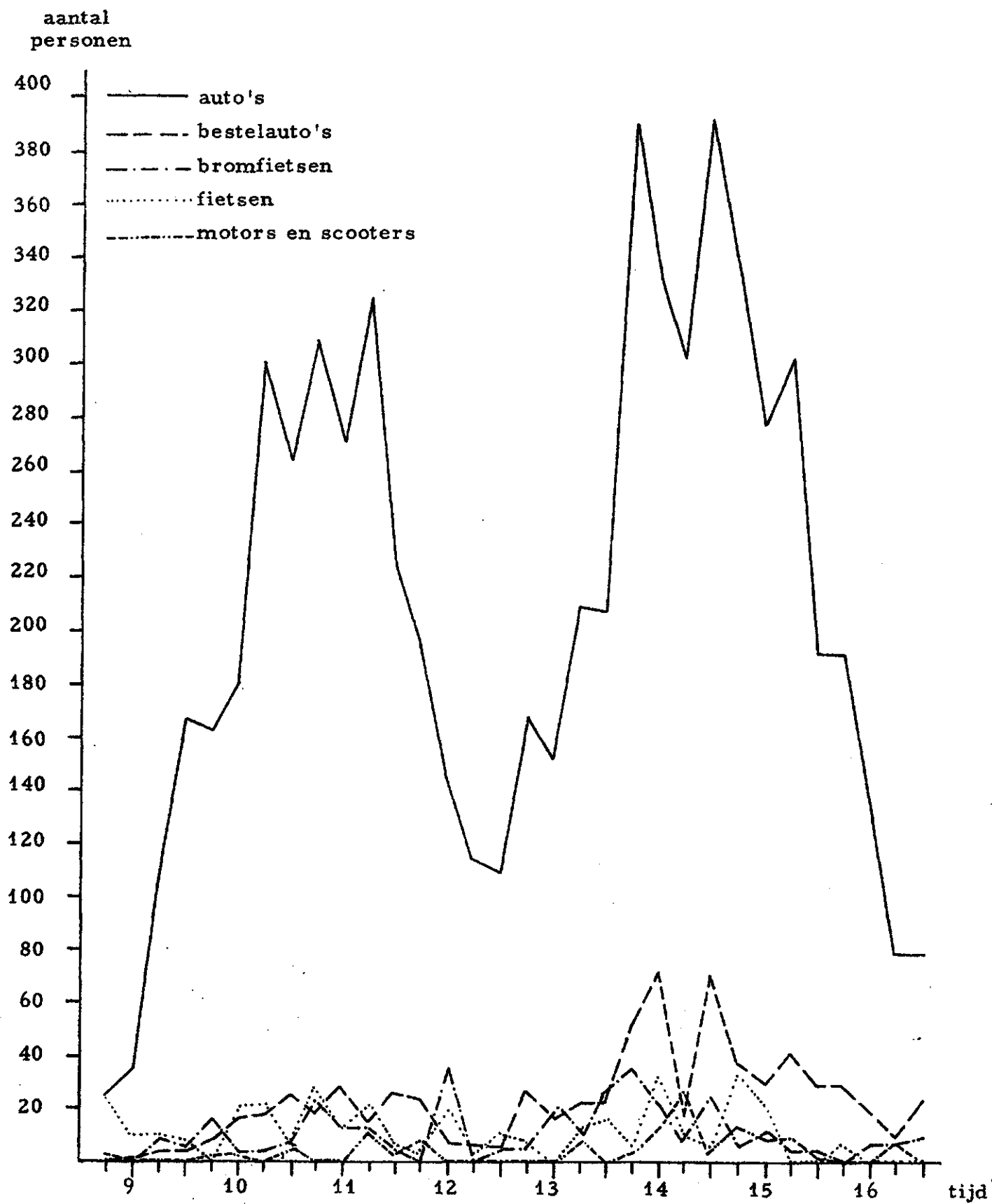
Figuur 2. Aantal voertuigen dat per kwartier binnenkomt (5 categorieën, Kibbelkoele, 2 juli 1967)

Aantal
voertuigen

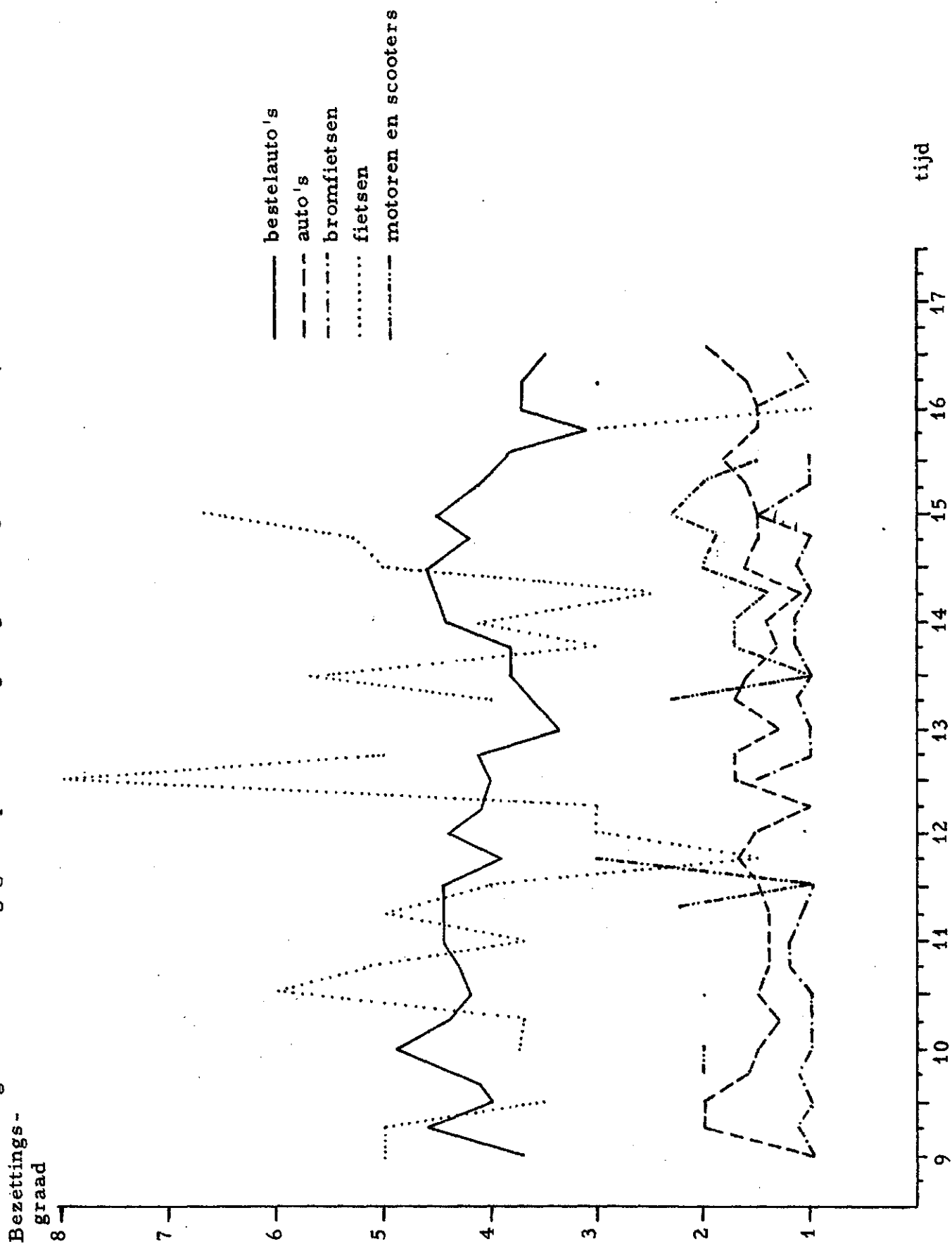




Figuur 3. Aantal personen dat binnenkomt per kwartier en per voertuigcategorie (Kibbelkoele, 2 juli 1967)

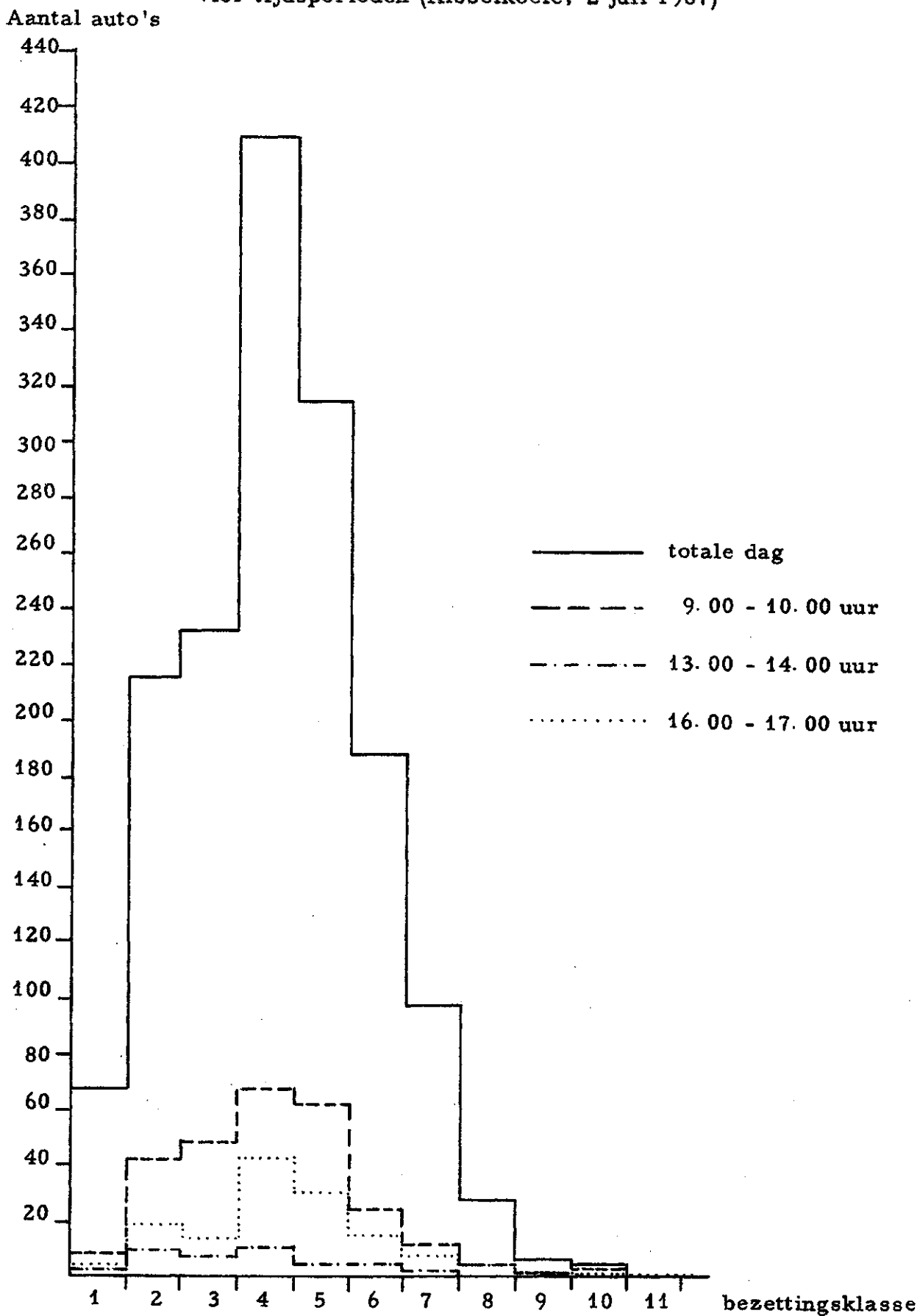


Figuur 4. Bezettingsgraad per voertuigcategorie en per kwartier (Kibbelkoele, 2 juli 1967)

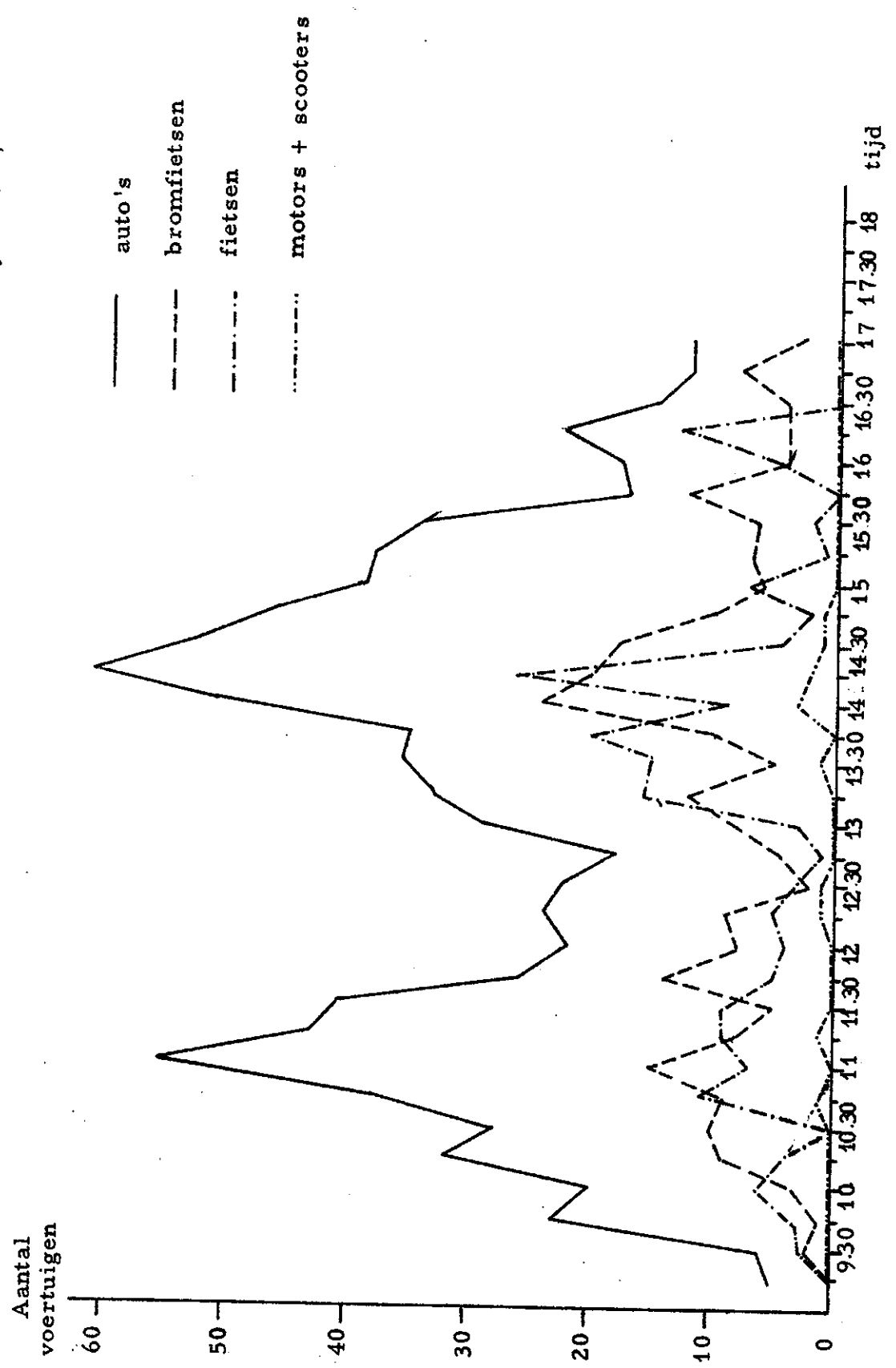


Figuur 5. Aantal auto's per bezettingsklasse voor vier tijdsperioden (Kibbelkoele, 2 juli 1967)


b. 6



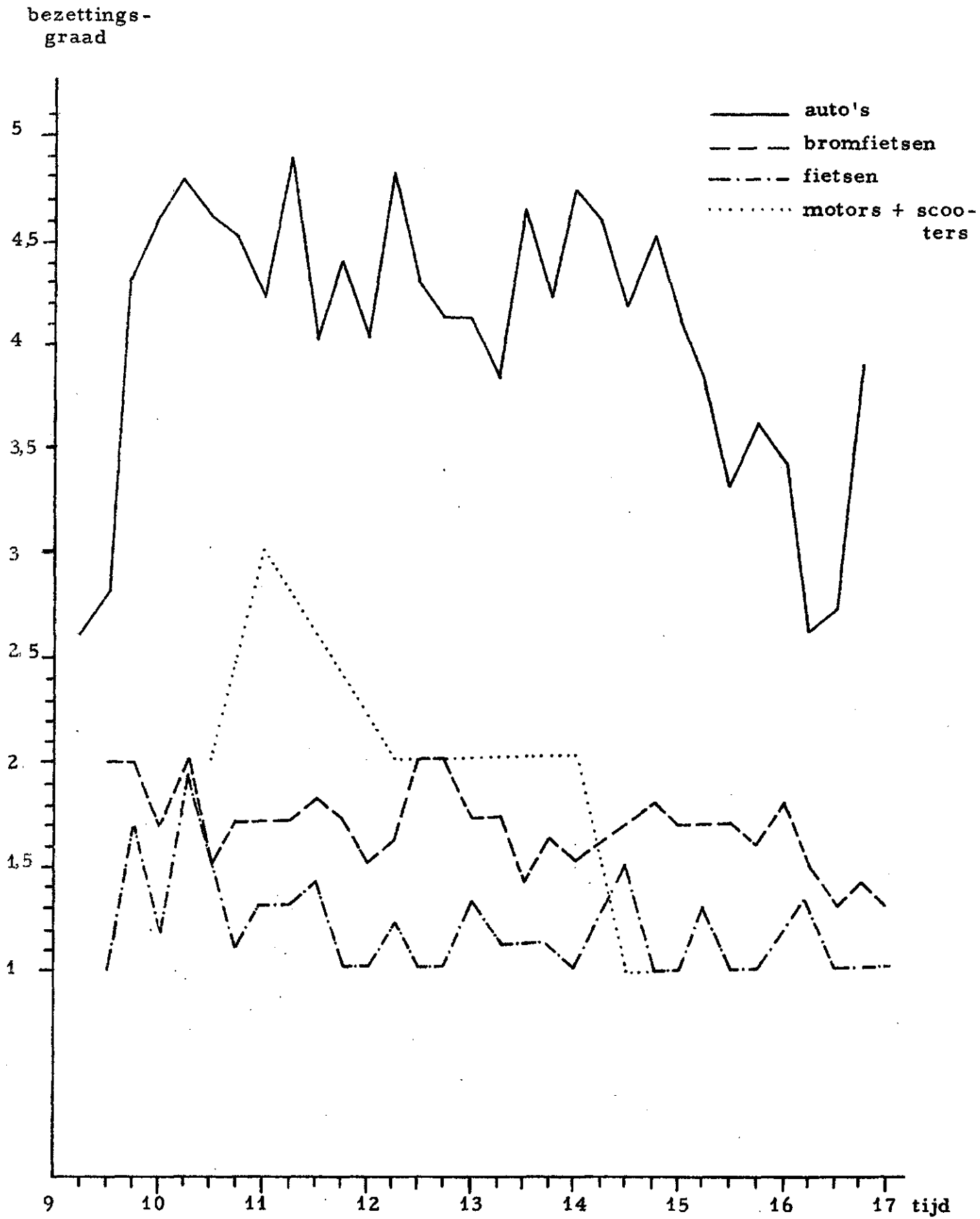
Figuur 6. Aantal voertuigen dat per kwartier binnenkomt (Kibbelkoele, 13 juli 1967)



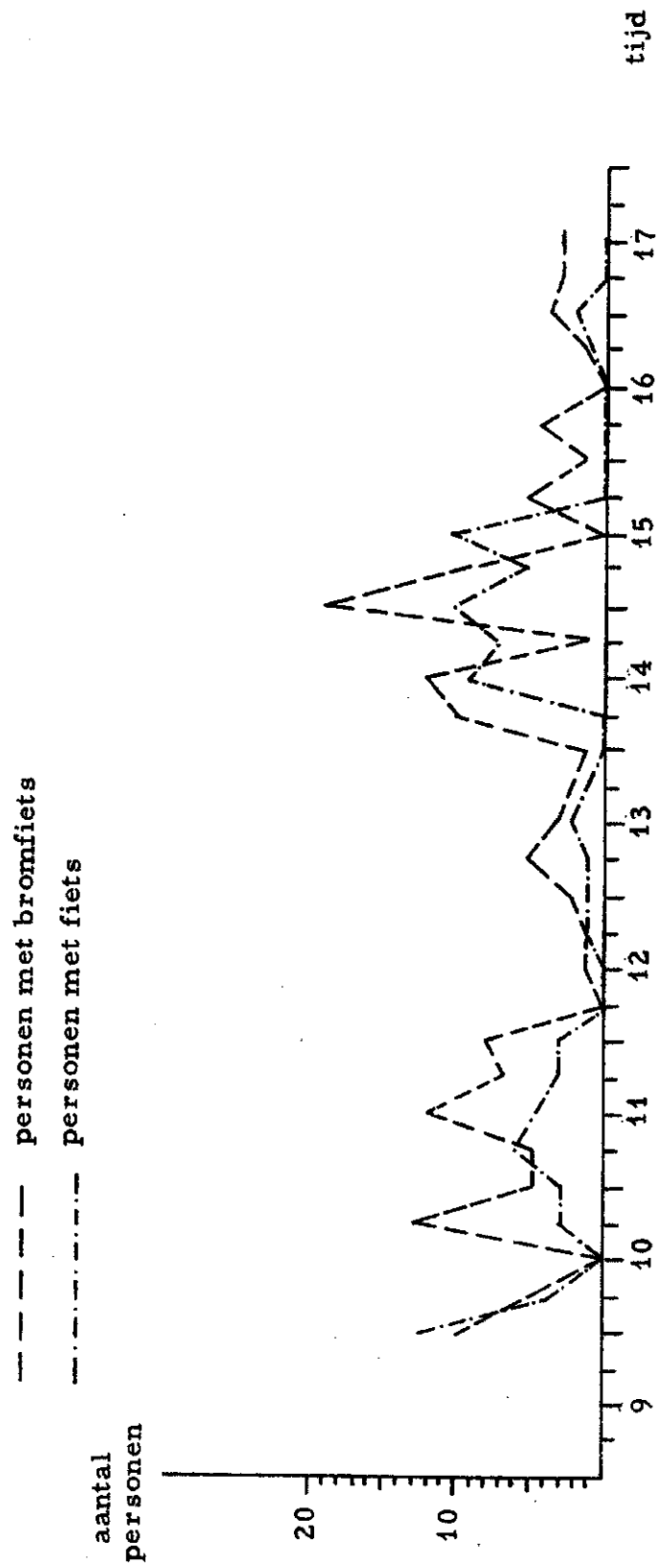
Figuur 7. Aantal personen dat binnenkomt per kwartier en per voertuigcategorie (Kibbelkoele, 13 juli 1967)



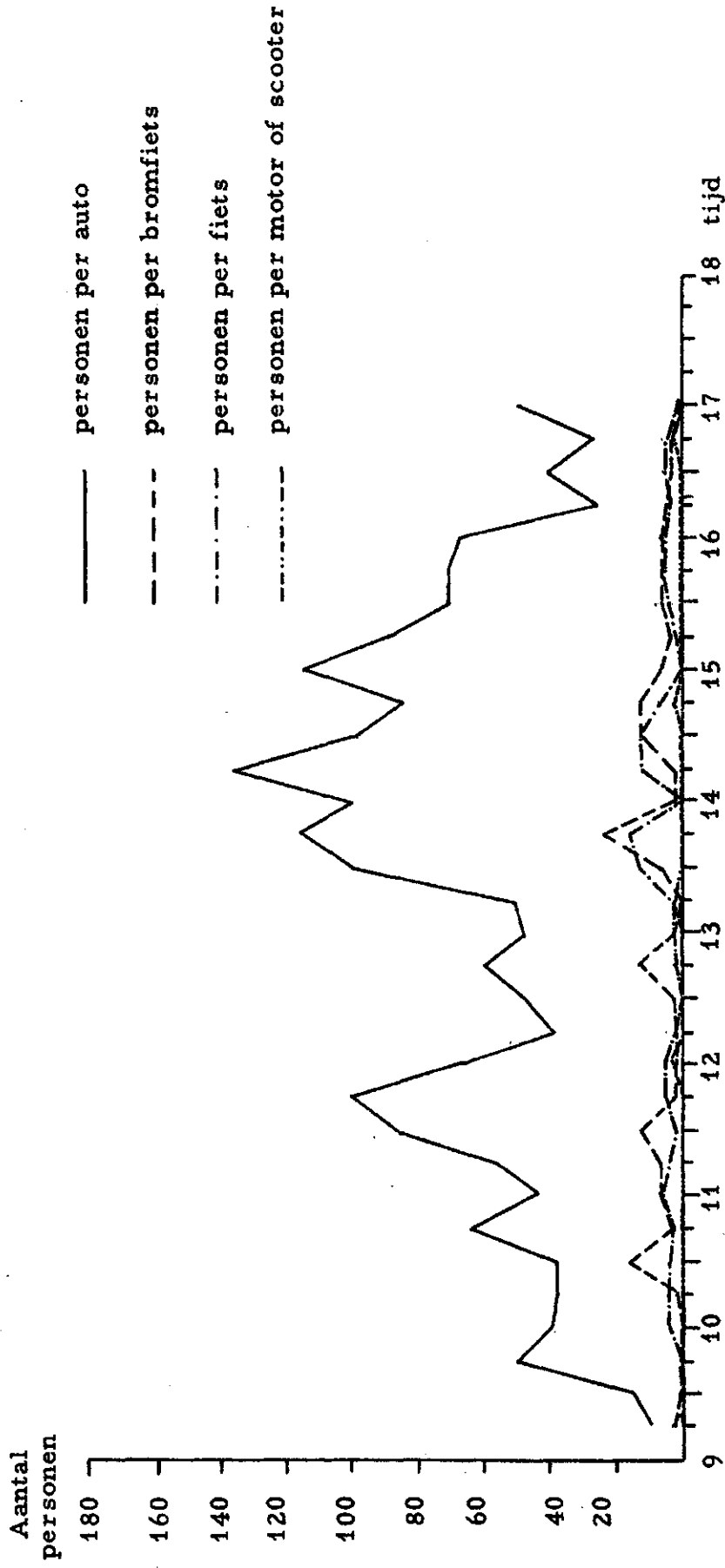
Figuur 8. Bezettingsgraad per voertuigcategorie en per kwartier (Kibbelkoele, 13 juli 1967)



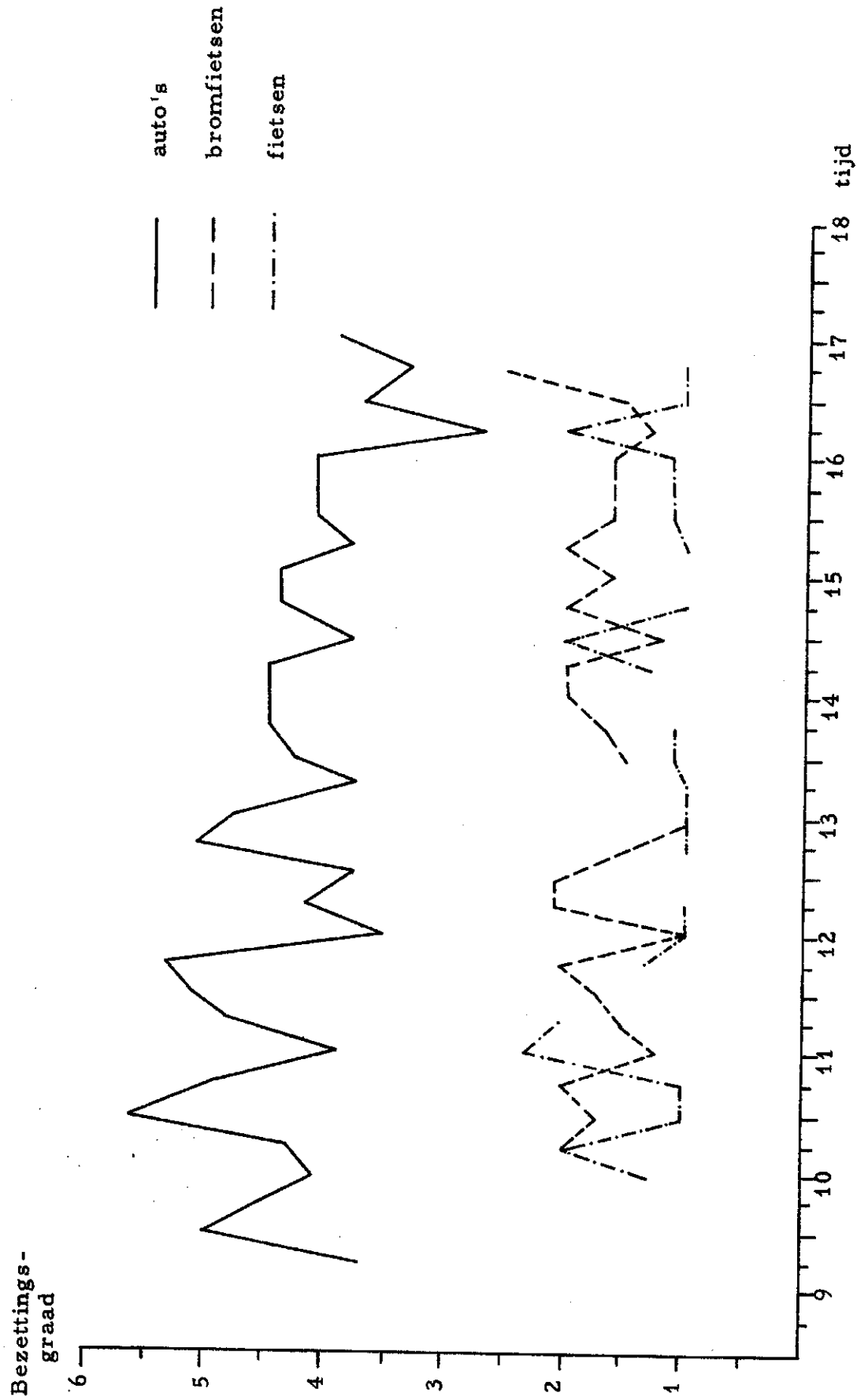
Figuur 9. Aantal personen dat binnenkomt per kwartier en per 2 voertuigcategorieën
(Kibbelkoele, 13 juli 1967, achteringang)



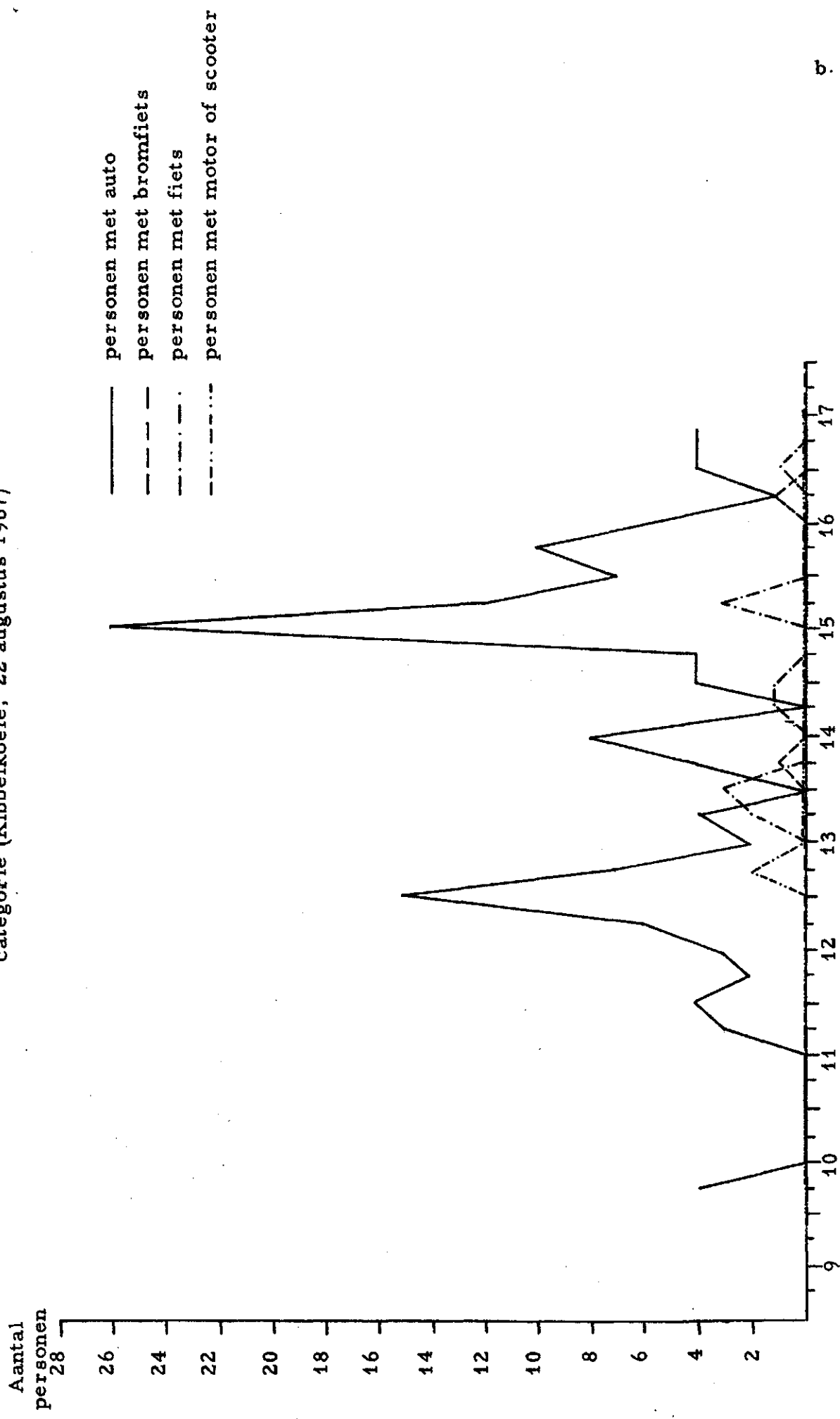
Figuur 10. Aantal personen dat binnenkomt per kwartier en per voertuigcategorie (Kibbelkoele, 20 juli 1967)




Figuur 11. Bezettingsgraad per voertuigcategorie en per kwartier (Kibbelkoele, 20 juli 1967)



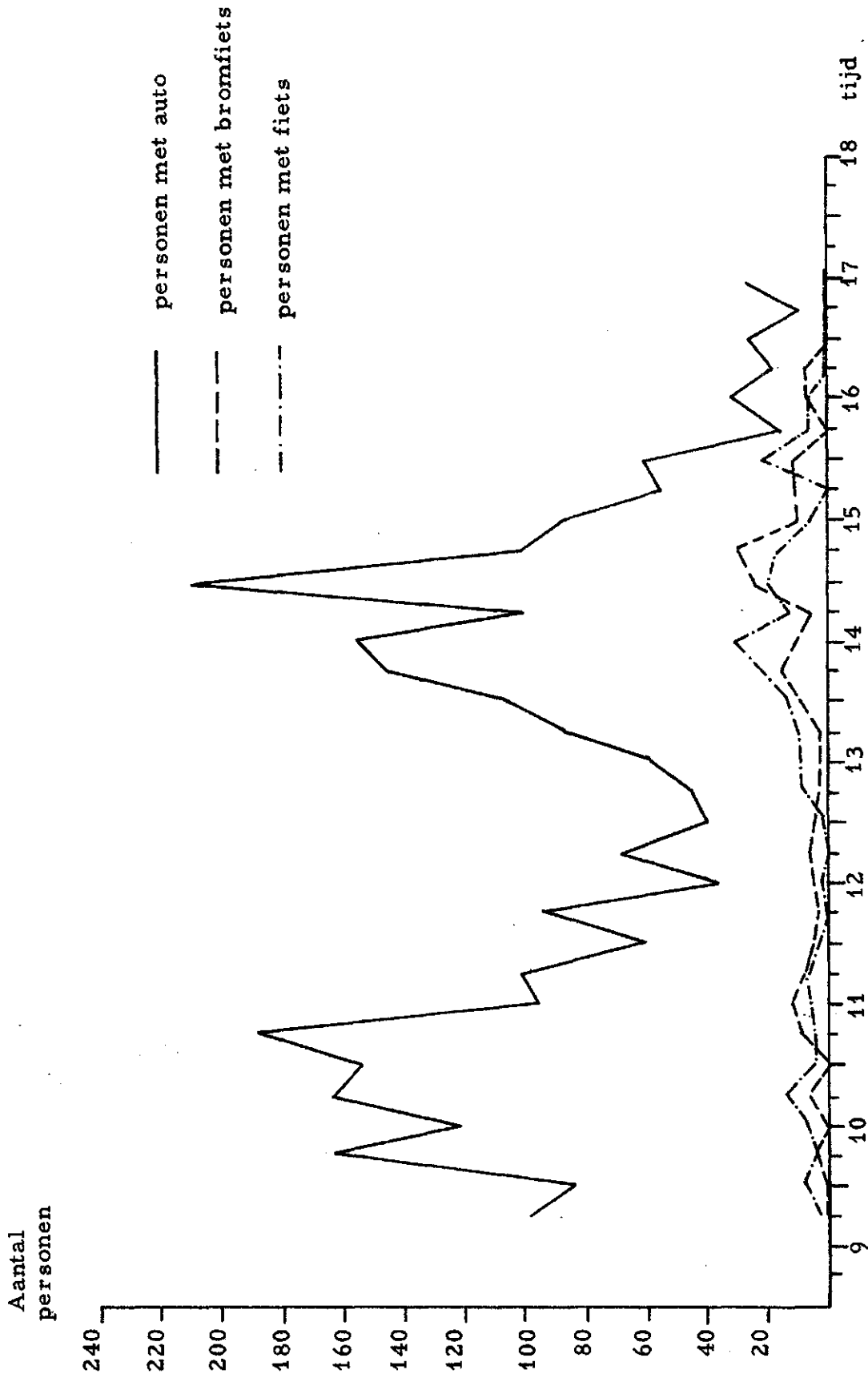
Figuur 12: Aantal personen dat binnenkomt per kwartier en per voertuig-
 categorie (Kibbelkoele, 22 augustus 1967)



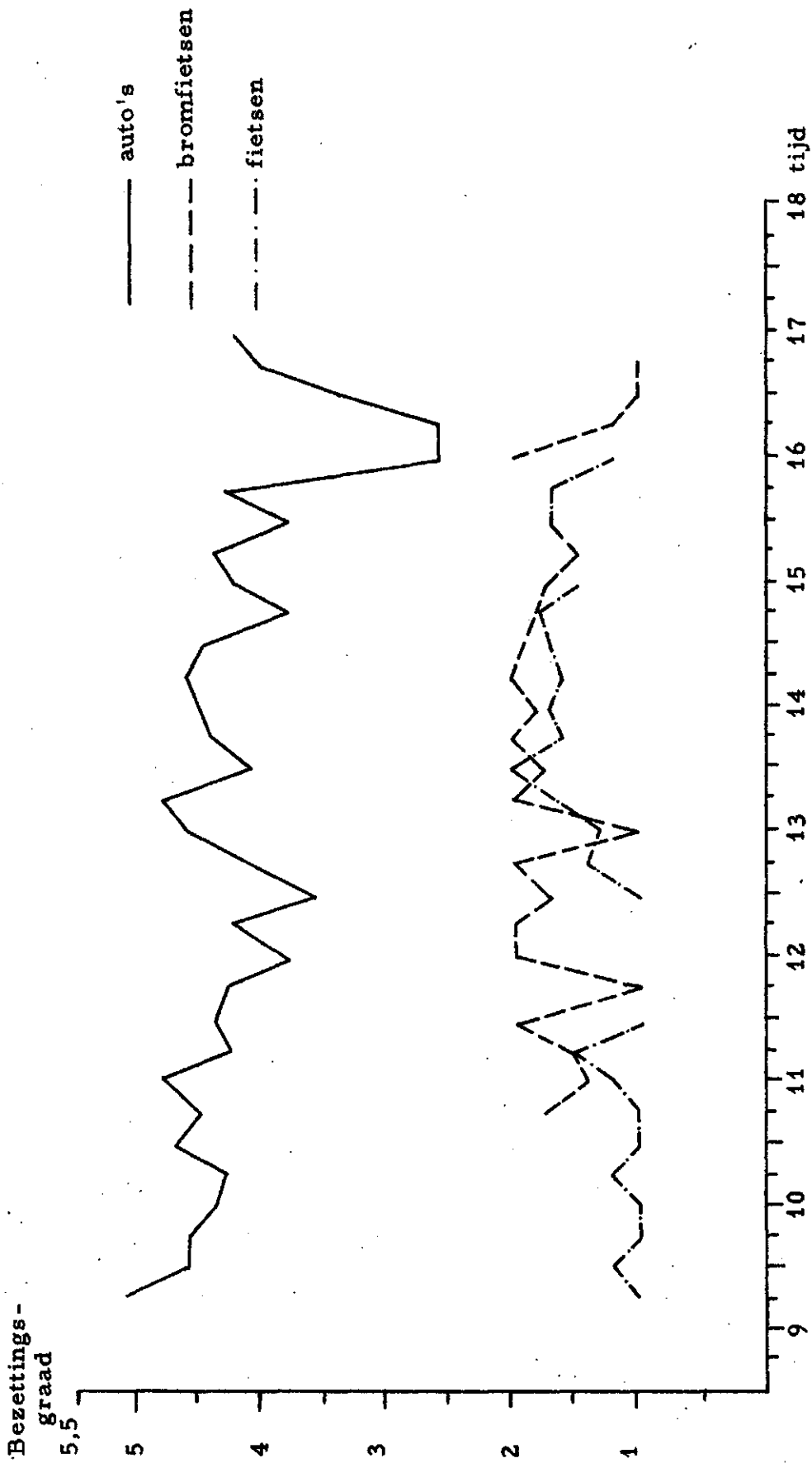
Figuur 13. Aantal voertuigen dat perkwartier binnenkomt (hoofdingang Loomer, 2 juli 1967)




Figuur 14. Aantal personen dat binnenkomt per kwartier en per voertuig-
categorie (hoofdingang Looimeer, 2 juli 1967)



Figuur 15. Bezettingsgraad per voertuig en per kwartier
(hoofdingang Loomeer, 2 juli 1967)



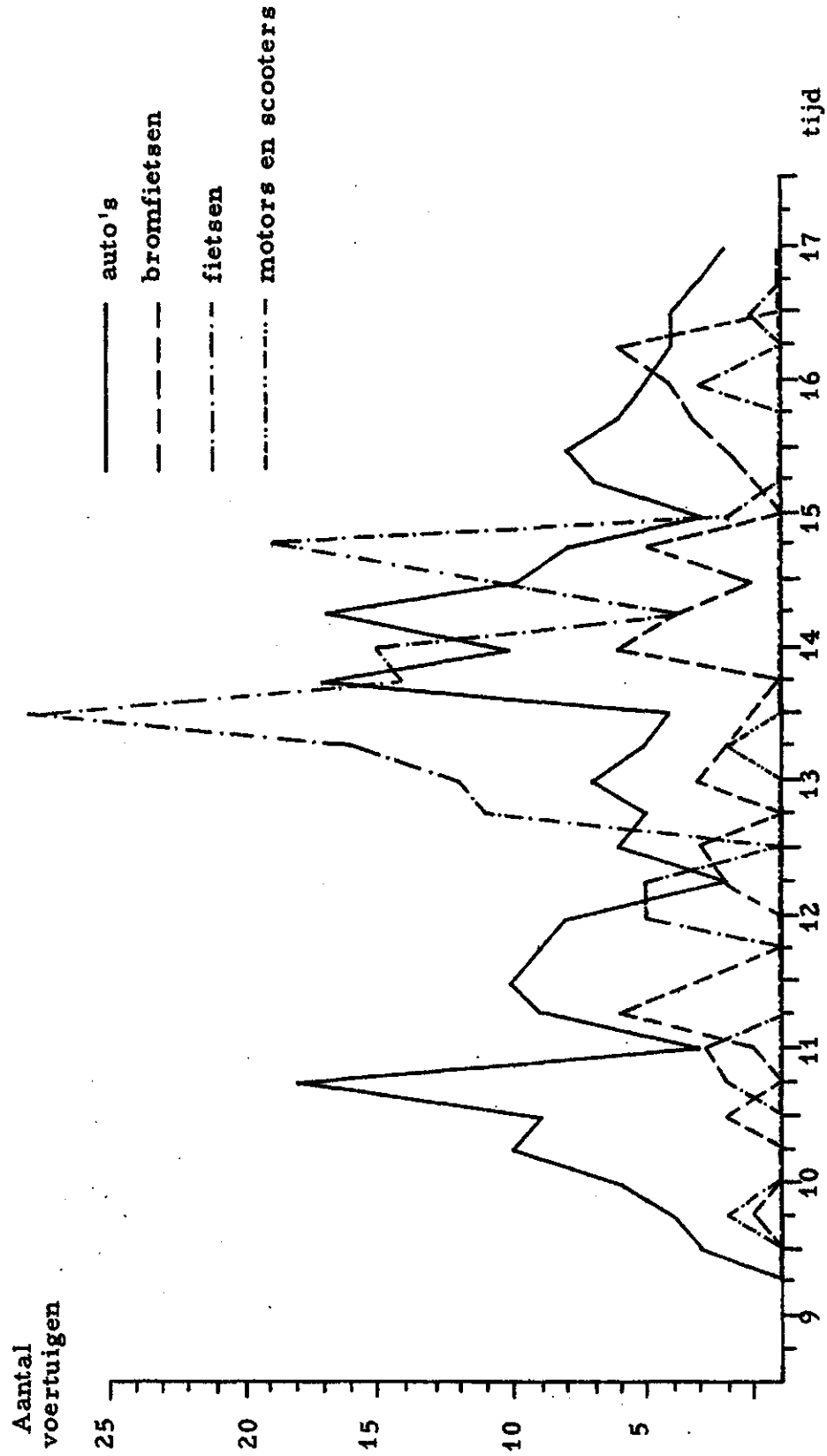
Figuur 16. Aantal personen dat binnenkomt per kwartier en per voertuigcategorie (zij-ingang Loomeer, 2 juli 1967)



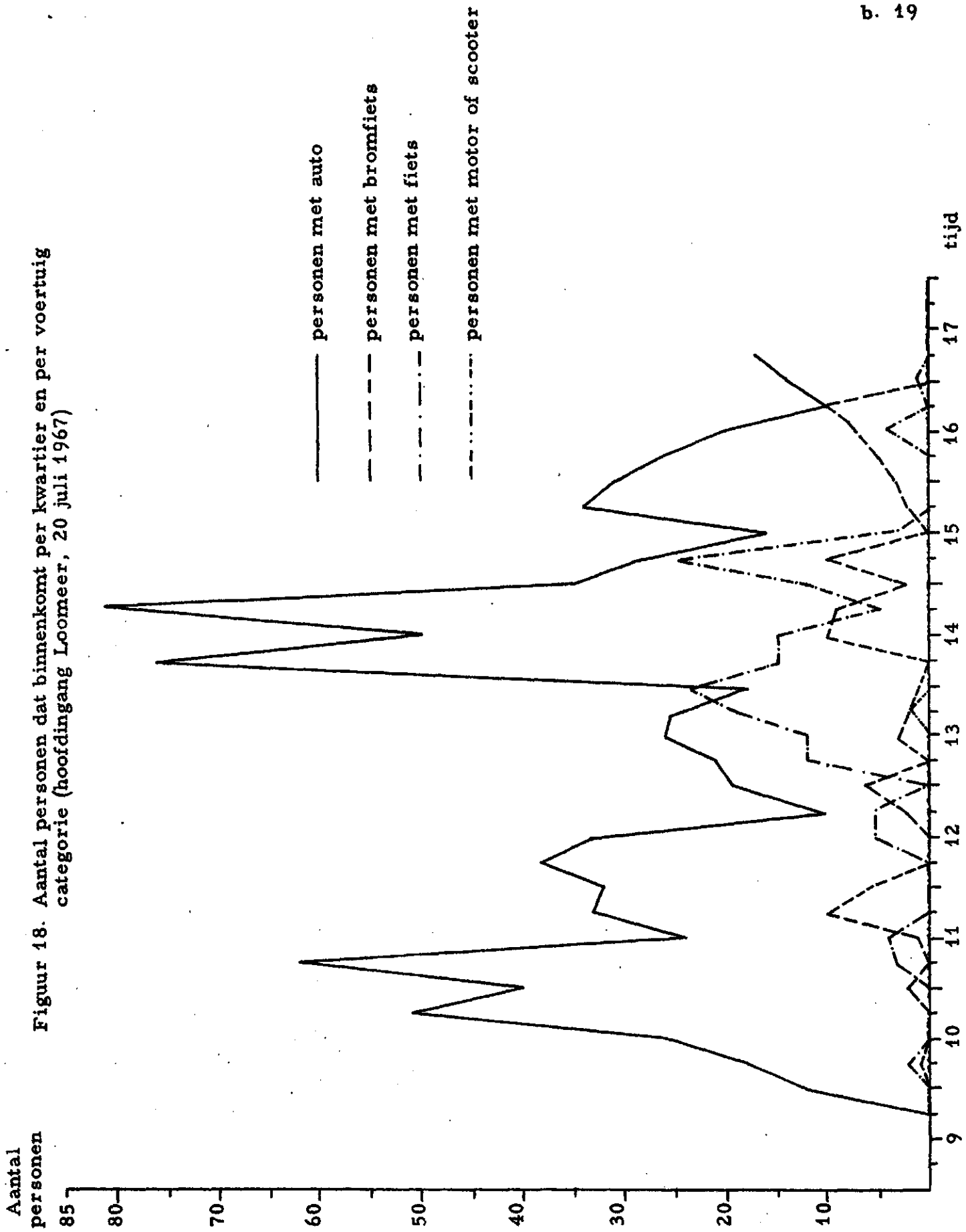
Aantal personen

tijd

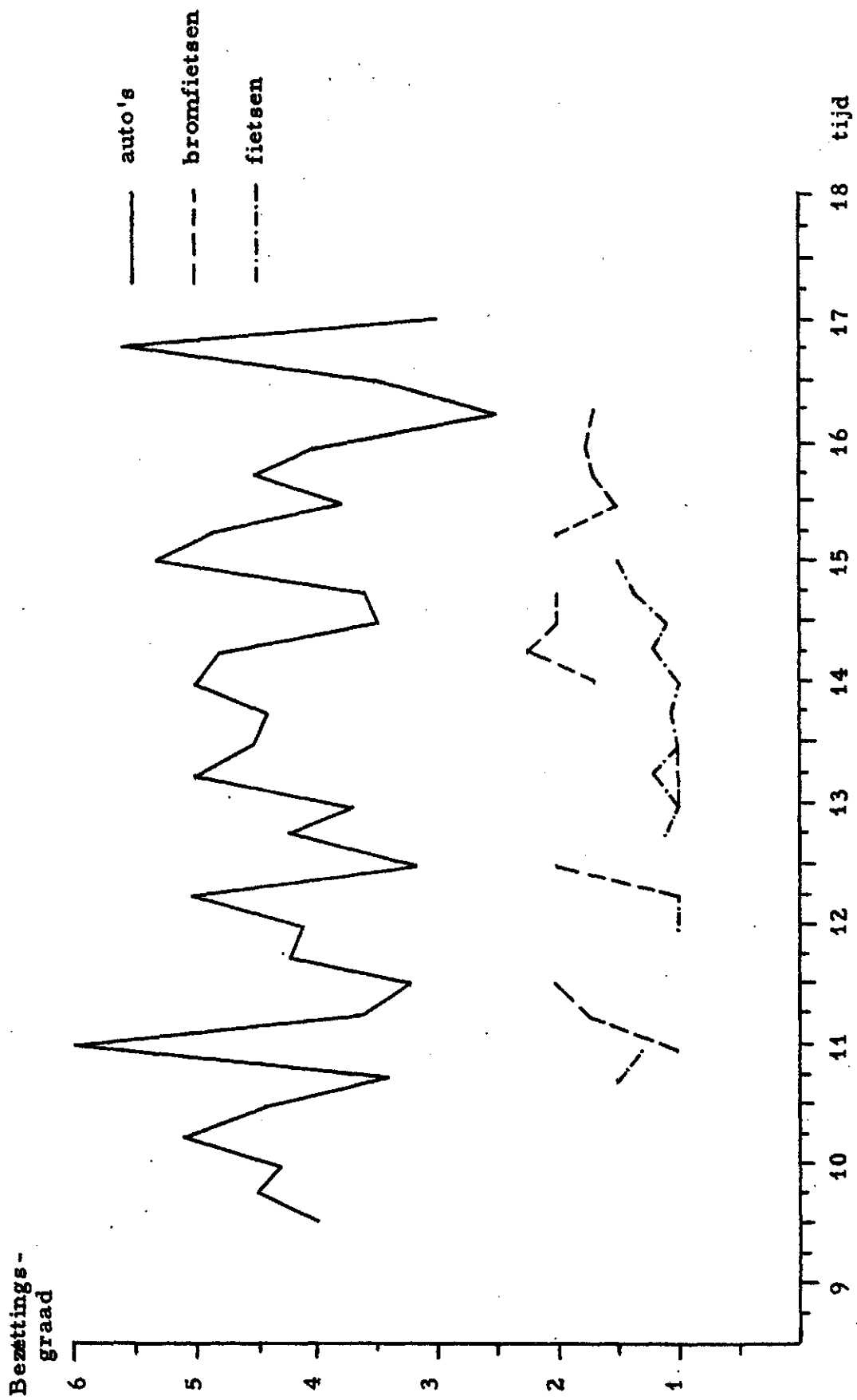
Figuur 17. Aantal voertuigen dat per kwartier binnenkomt
(hoofdingang Loomeer, 20 juli 1967)



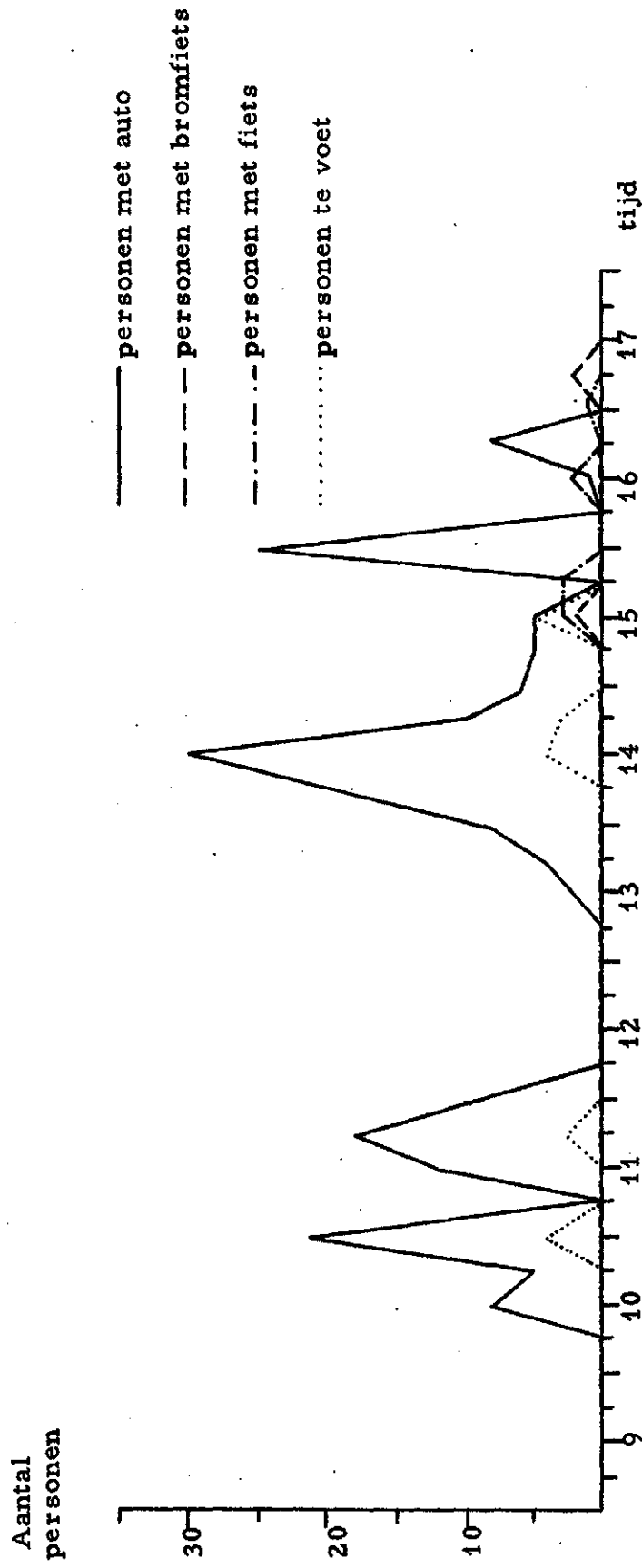
Figuur 18. Aantal personen dat binnenkomt per kwartier en per voertuig categorie (hoofdingang Looimeer, 20 juli 1967)



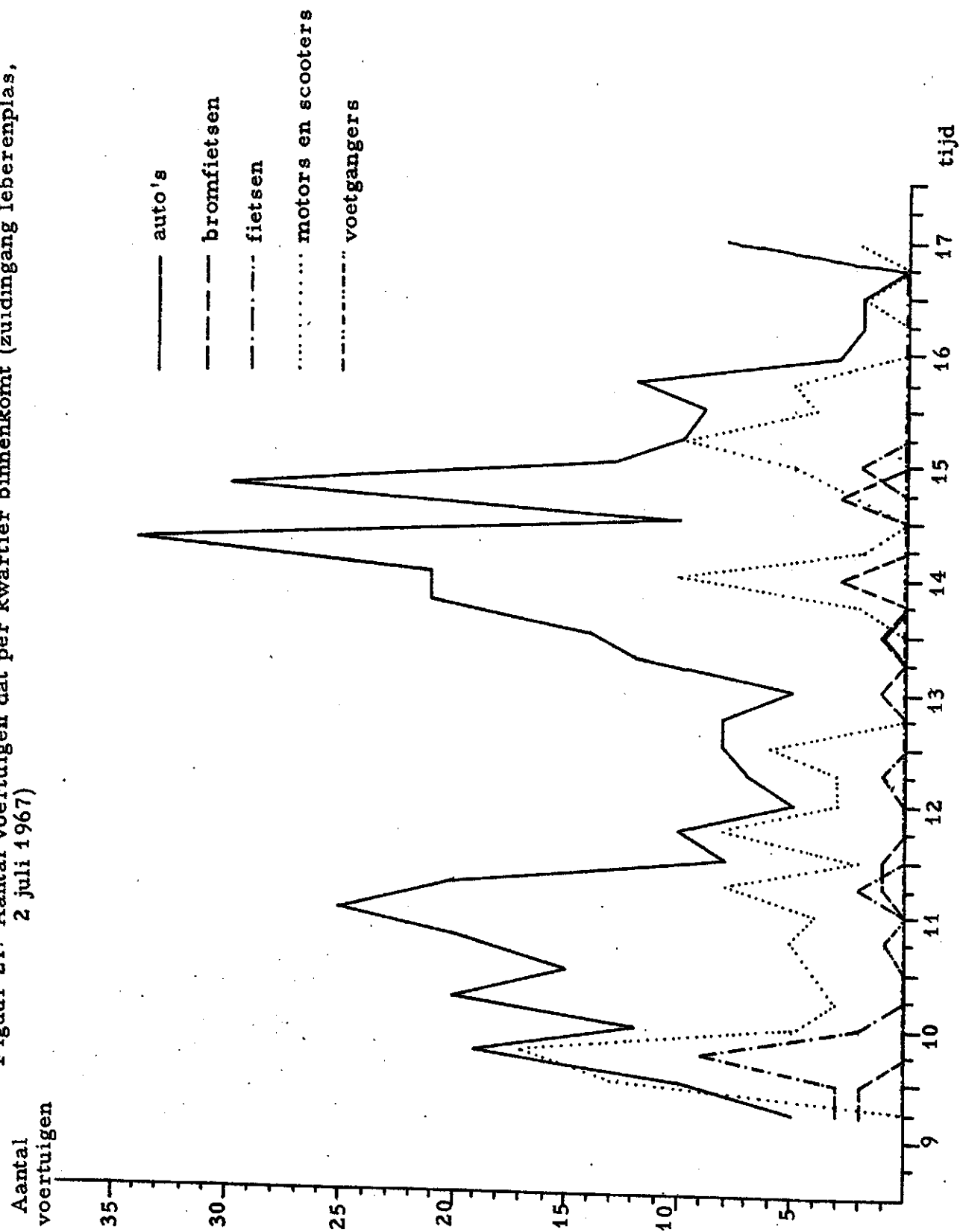
Figuur 19. Bezettingsgraad per voertuigcategorie en per kwartier
(hoofdingang Loomeer, 20 juli 1967)




Figuur 20. Aantal personen dat binnenkomt per kwartier en per voertuigcategorie (zij-ingang Loomeer, 20 juli 1967)




Figuur 21. Aantal voertuigen dat per kwartier binnenkomt (zuidingang Ieberenplas,
2 juli 1967)



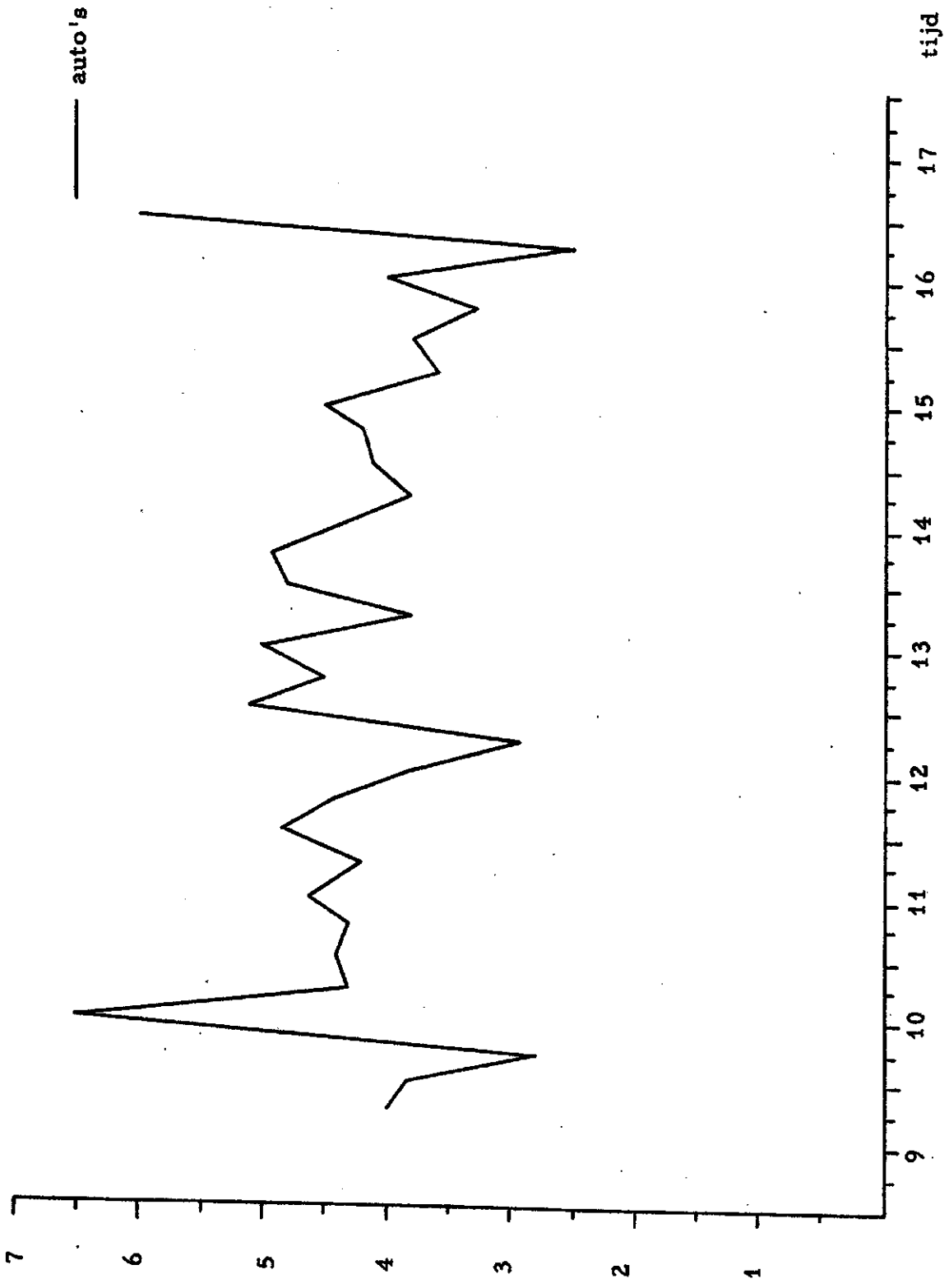
Figuur 22. Aantal personen dat binnenkomt per kwartier en per voertuig-
 categorie (Zuidingang Ieberenplas, 2 juli 1967)



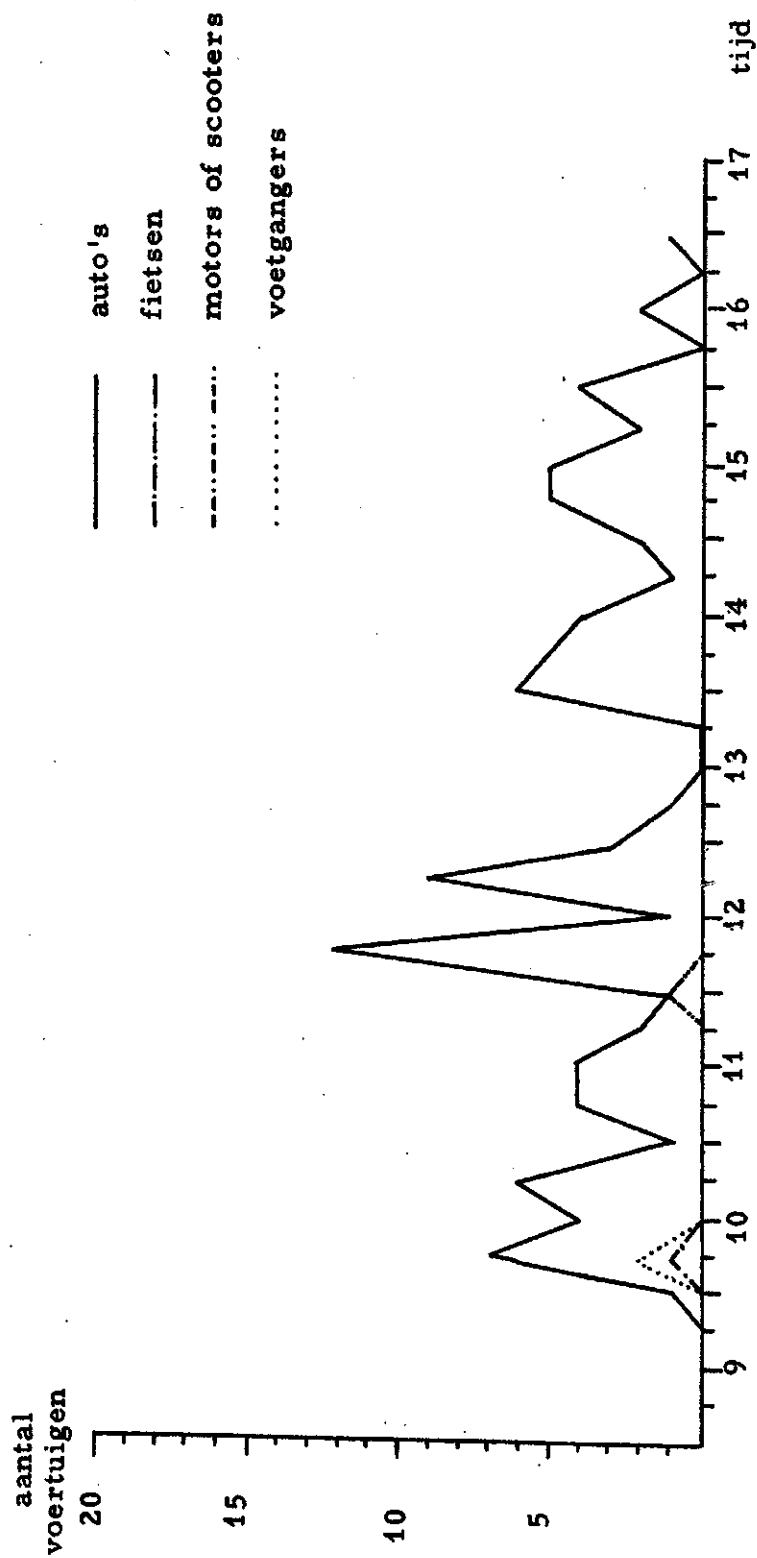


Bezettings-
graad

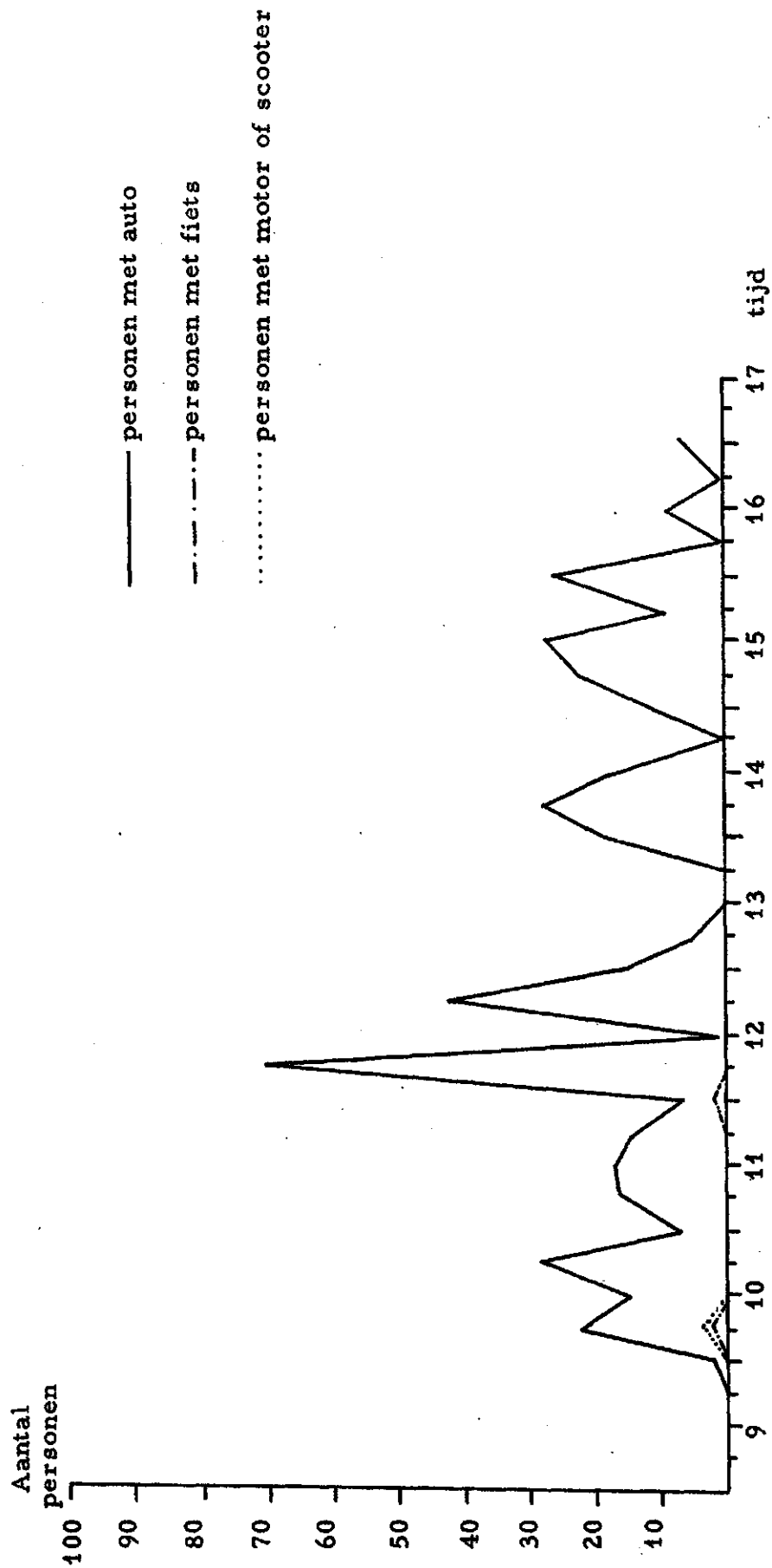
Figuur 23. Bezettinggraad per voertuigcategorie en per kwartier
(Zuidingang Ebererplas, 2 juli 1967)



Figuur 24. Aantal voertuigen dat per kwartier binnenkomt (Zuidingang Ieberenplas, 20 juli 1967)



Figuur 25. Aantal personen dat binnenkomt per kwartier en per voertuigcategorie (Zuidingang Ieberenplas, 20 juli 1967)



Tabel 2. Nummering en namen van de herkomstgebieden

| Nummer | Naam herkomstgebied | Nummer | Naam herkomstgebied |
|--------|---------------------|--------|------------------------------|
| 05 | Tijnaarlo | 68 | Assen |
| 06 | Vries | 71 | Norg |
| 07 | Schipborg | 72 | Een |
| 08 | Zuid Laren | 73 | Roden |
| 10 | Zuid Laarderveen | 74 | Peize |
| 11 | Annen | 76 | Eelde/Paterswolde |
| 12 | Anlo | 77 | IJde/de Punt |
| 13 | Eext c.a. | 99 | Vlagtwedde |
| 14 | Gieten c.a. | 100 | Groningen |
| 15 | Gieterveen | 101 | Haren |
| 16 | Gasselternijveemond | 102 | Onnen |
| 17 | Gasselte | 103 | Hoogezand/Sappemeer |
| 18 | Drouwen | 104 | Borger Compagnie |
| 19 | Drouwenermond | 105 | Wildervank |
| 20 | Nieuw Buinen | 106 | Stadskanaal |
| 21 | Borger | 107 | Musselkanaal |
| 22 | Westdorp | 108 | Ter Apel |
| 23 | Exloërmond | 109 | Onstwedde |
| 24 | Exlo | 110 | Wedde;Nw.Schans;Bellingwolde |
| 25 | Odoorn | 111 | Beerta;Finsterwolde |
| 26 | Odoornerveen | 112 | Winschoten |
| 27 | Schoonoord | 113 | Oude en Nieuwe Pekela |
| 28 | Valthe | 114 | Veendam |
| 29 | Valthermond | 115 | Muntendam |
| 30 | Nieuw Weerdinge | 116 | Slochteren |
| 31 | Emmer Compascuum | 117 | Scheemda |
| 32 | Emmen | 118 | Midwolde |
| 33 | Noordsleen | 119 | Delfzijl/Appingedam |
| 34 | Sleen | 120 | Hoogkerk/Noorddijk |
| 35 | Nieuw Amsterdam | 121 | Ten Boer |
| 36 | Erica | 122 | Bedum |
| 37 | Klazinaveen | 123 | Aduard-Adorp |
| 38 | Schoonebeek | 125 | Leek |
| 39 | Coevorden | 126 | Marum |
| 40 | Dalen | 127 | Grobte Gast |
| 41 | Oosterhesselen | 128 | Oldekerk |
| 42 | Gees | 129 | Stedum |
| 43 | Hoogeveen | 130 | Noord.Kleibouwl.gebied |
| 44 | Zuidwolde | 131 | Appelscha |
| 45 | Zweelo | 132 | Elsloo |
| 46 | Meppen | 135 | Oldeberkoop |
| 47 | Wezup | 138 | Oudehorne |
| 48 | De Kiel | 140 | Heerenveen |
| 49 | Schoonlo | 142 | Vreterp |
| 50 | Grollo | 143 | Drachten |
| 51 | Deurze | 144 | Bergum |
| 52 | Amen c.a. | 146 | Noord-Friesland |
| 53 | Elp | 147 | Leeuwarden |
| 54 | Bellen | 151 | Steenwijk |
| 55 | Westerbork | 154 | Noord-Oost Polder |
| 56 | Orvelte | 156 | Midden Overijssel |
| 57 | Div. Gehuchten | 157 | Collendoornerveen |
| 58 | Wijster | 158 | Gramsbergen |
| 59 | Ruinen | 159 | Zuid-oost Overijssel |
| 60 | Dwingelo | 161 | Noord Veluwe |
| 61 | Boterveen | 162 | Oost Gelderland |
| 62 | Diever | 170 | Rotterdam + aggl. |
| 63 | Havelte | 173 | Amsterdam + aggl. |
| 64 | Meppel | 174 | Prov. Noord-Holland |
| 67 | Smilde | | |

Tabel 3. Berekend aantal bezoekers per herkomstgebied voor Kibbelkoele 1967

| Herkomst- gebied | 2 juli | 20 juli | Σ 3 d.d.w. | Totaal | Herkomst- gebied | 2 juli | 20 juli | Σ 3 d.d.w. | Totaal |
|---------------------|--------|---------|------------|--------|---------------------|--------|---------|------------|--------|
| 05 | 18 | | | 18 | 68 | 197 | 10 | 78 | 285 |
| 06 | | | 9 | 9 | 71 | | | 17 | 17 |
| 07 | | | 29 | 29 | 72 | | 51 | | 51 |
| 08 | | 33 | 57 | 90 | 73 | 24 | 20 | 21 | 65 |
| 10 | | 13 | | 13 | 74 | | | 21 | 21 |
| 11 | 42 | | | 42 | 76 | 36 | 18 | 37 | 91 |
| 13 | | 23 | 41 | 64 | 77 | 36 | | | 36 |
| 14 | | 13 | 24 | 37 | 99 | | | 21 | 21 |
| 15 | 24 | 8 | | 32 | 100 | 890 | 113 | 181 | 1184 |
| 16 | 24 | 28 | 29 | 81 | 101 | 30 | | 70 | 100 |
| 17 | | 10 | 54 | 64 | 103 | 191 | 36 | 156 | 383 |
| 18 | | 10 | 54 | 64 | 104 | 24 | 31 | | 55 |
| 19 | 30 | 5 | | 35 | 105 | 42 | | 45 | 87 |
| 20 | 48 | | | 48 | 106 | 251 | 87 | 107 | 445 |
| 22 | 24 | 15 | 169 | 208 | 107 | 137 | 10 | 123 | 270 |
| 23 | | 10 | 33 | 43 | 108 | 167 | 36 | 62 | 265 |
| 24 | | 10 | 66 | 76 | 109 | 102 | 18 | 33 | 153 |
| 25 | 161 | 49 | 74 | 284 | 111 | 30 | 8 | | 38 |
| 27 | 90 | 49 | 507 | 646 | 112 | 24 | 33 | 62 | 119 |
| 28 | 36 | 8 | 9 | 53 | 113 | 48 | 41 | | 89 |
| 29 | 90 | 18 | 149 | 257 | 114 | 335 | 56 | 123 | 514 |
| 30 | 149 | 15 | 90 | 254 | 115 | 42 | 20 | 24 | 86 |
| 31 | 131 | 18 | 29 | 178 | 116 | | 28 | 33 | 61 |
| 32 | 1118 | 251 | 947 | 2316 | 117 | 102 | | 17 | 119 |
| 33 | 197 | 44 | 62 | 303 | 118 | 42 | 15 | 8 | 65 |
| 34 | 102 | 13 | 116 | 231 | 119 | 263 | 77 | 24 | 364 |
| 35 | 90 | 28 | 66 | 184 | 120 | | | 17 | 17 |
| 36 | 90 | 10 | 136 | 236 | 125 | 36 | 56 | | 92 |
| 37 | 359 | 100 | 194 | 653 | 126 | | | 24 | 24 |
| 38 | 54 | 15 | 24 | 93 | 127 | | 46 | | 46 |
| 39 | 460 | 33 | 239 | 732 | 128 | | | 45 | 45 |
| 40 | | 23 | 24 | 47 | 130 | 54 | 26 | 74 | 154 |
| 41 | 6 | | 45 | 51 | 131 | | 10 | 8 | 18 |
| 42 | | 13 | 74 | 87 | 132 | | | 12 | 12 |
| 43 | 556 | 156 | 309 | 1021 | 138 | | | 17 | 17 |
| 44 | 12 | 31 | | 43 | 140 | | 10 | | 10 |
| 45 | 18 | | 12 | 30 | 143 | | 61 | | 61 |
| 46 | 30 | 13 | | 43 | 144 | | 15 | 37 | 52 |
| 47 | | 31 | 17 | 48 | 147 | 60 | | | 60 |
| 48 | | | 24 | 24 | 151 | | 10 | | 10 |
| 49 | | 5 | | 5 | 154 | | 13 | | 13 |
| 51 | 12 | | | 17 | 156 | | 87 | 202 | 289 |
| 54 | 102 | | 70 | 172 | 157 | 137 | 38 | | 175 |
| 55 | 36 | 33 | | 69 | 159 | 723 | 74 | 354 | 1151 |
| 57 | 18 | 5 | 54 | 77 | 161 | | 8 | | 8 |
| 58 | | 41 | 37 | 78 | 162 | 72 | | | 72 |
| 59 | 30 | 5 | | 35 | 173 | | | 8 | 8 |
| 60 | | 10 | 41 | 51 | 174 | 78 | | | 78 |
| 62 | | | 33 | 33 | | | | | |
| 63 | 30 | 20 | | 50 | Totaal | 8563* | 2449* | 6120* | 17132* |
| 64 | 30 | | | 30 | | | | | |
| 67 | 66 | 46 | 45 | 157 | | | | | |

* Verschil met tabel 1 (b.1) in het totaal bezoek wordt veroorzaakt door afronden van de bezoekersaantallen per herkomstgebied.

| Herkomst- gebied | 2 juli | 20 juli | Totaal | Herkomst- gebied | 2 juli | 20 juli | Totaal |
|---------------------|--------|---------|--------|---------------------|--------|---------|--------|
| 05 | 12 | 7 | 19 | 62 | | 11 | 11 |
| 06 | | 26 | 26 | 64 | 15 | | 15 |
| 07 | | 9 | 9 | 67 | | 7 | 7 |
| 08 | 47 | 26 | 73 | 68 | 476 | 123 | 599 |
| 11 | | 9 | 9 | 71 | 22 | 11 | 33 |
| 13 | | 9 | 9 | 73 | 25 | | 25 |
| 14 | 47 | 17 | 64 | 76 | 20 | 9 | 29 |
| 16 | 27 | 6 | 33 | 100 | 491 | 145 | 636 |
| 17 | 32 | 17 | 49 | 101 | 64 | 15 | 79 |
| 18 | | 68 | 68 | 103 | 182 | 74 | 256 |
| 20 | 249 | 70 | 319 | 105 | 44 | 18 | 62 |
| 22 | 271 | 33 | 304 | 106 | 404 | 250 | 654 |
| 23 | 15 | 15 | 30 | 107 | 99 | 35 | 134 |
| 24 | | 28 | 28 | 109 | 20 | 39 | 59 |
| 27 | 79 | 44 | 123 | 110 | 10 | | 10 |
| 28 | | 13 | 13 | 111 | 15 | 15 | 15 |
| 29 | 15 | | 15 | 112 | 81 | 22 | 103 |
| 30 | 42 | 11 | 53 | 113 | 60 | 7 | 67 |
| 31 | 84 | | 84 | 114 | 276 | 66 | 342 |
| 32 | 274 | 52 | 326 | 115 | 118 | 7 | 125 |
| 34 | | 11 | 11 | 116 | 37 | | 37 |
| 35 | 52 | | 52 | 117 | 27 | | 27 |
| 36 | | 35 | 35 | 118 | 10 | | 10 |
| 37 | 138 | 26 | 164 | 120 | 15 | 9 | 24 |
| 38 | 12 | 6 | 18 | 121 | 10 | 6 | 16 |
| 39 | 96 | 11 | 107 | 122 | 10 | | 10 |
| 43 | 37 | 6 | 43 | 126 | | 9 | 9 |
| 44 | | 18 | 18 | 130 | | 11 | 11 |
| 47 | 20 | 9 | 29 | 143 | | 13 | 13 |
| 48 | 37 | 11 | 48 | 147 | | 13 | 13 |
| 49 | 49 | 63 | 112 | 154 | 5 | | 5 |
| 50 | 42 | 9 | 51 | 156 | 12 | 4 | 16 |
| 51 | 35 | | 35 | 159 | 15 | | 15 |
| 54 | 20 | | 20 | | | | |
| 55 | 25 | | 25 | | | | |
| 57 | 12 | 13 | 25 | Totaal | 4327 | 1608 * | 5935 * |
| 59 | | 11 | 11 | | | | |
| 60 | 10 | | 10 | | | | |

* Verschil met tabel 1 (b. 1) in het totaal
bezoek wordt veroorzaakt door afronding van
de bezoekersaantallen per herkomstgebied

Tabel 5. Berekend aantal bezoekers per herkomstgebied voor Ieberenplas 1967

| Herkomst- gebied | 2 juli | 20 juli | Totaal | Herkomst- gebied | 2 juli | 20 juli | Totaal |
|---------------------|--------|---------|--------|---------------------|--------|---------|--------|
| 05 | 19 | 5 | 19 | 68 | 467 | 137 | 604 |
| 06 | | 5 | 5 | 71 | | 7 | 7 |
| 07 | | 5 | 5 | 73 | | 5 | 5 |
| 08 | 26 | | 26 | 100 | 273 | 84 | 357 |
| 10 | 15 | | 15 | 101 | 15 | 8 | 23 |
| 11 | 28 | | 28 | 103 | 56 | 26 | 82 |
| 13 | 5 | | 5 | 105 | 22 | | 22 |
| 14 | 30 | | 30 | 106 | 119 | 16 | 135 |
| 17 | 21 | 22 | 43 | 107 | 35 | | 35 |
| 18 | 31 | 21 | 52 | 108 | 13 | 5 | 18 |
| 20 | 54 | 10 | 64 | 109 | 24 | 4 | 28 |
| 21 | 26 | | 26 | 111 | 12 | | 12 |
| 22 | 100 | 7 | 107 | 112 | 35 | 1 | 36 |
| 23 | 11 | | 11 | 113 | 33 | 40 | 73 |
| 27 | | 15 | 15 | 114 | 76 | 23 | 99 |
| 30 | 13 | | 13 | 115 | 15 | | 15 |
| 31 | 12 | | 12 | 116 | 31 | | 31 |
| 32 | 56 | | 56 | 117 | 35 | | 35 |
| 37 | 28 | | 28 | 118 | 12 | | 12 |
| 39 | 13 | | 13 | 119 | 38 | 21 | 59 |
| 42 | 12 | | 12 | 120 | 39 | | 39 |
| 43 | 59 | 51 | 110 | 122 | | 55 | 5 |
| 45 | 9 | | 9 | 126 | 4 | | 4 |
| 48 | 15 | 7 | 22 | 130 | 12 | | 12 |
| 49 | 65 | 63 | 128 | 131 | | 8 | 8 |
| 50 | 255 | 14 | 269 | 143 | 26 | 18 | 44 |
| 51 | 110 | 3 | 113 | 144 | 7 | | 7 |
| 52 | 57 | | 57 | 146 | 11 | | 11 |
| 53 | 59 | 8 | 67 | 147 | 19 | | 19 |
| 54 | 197 | 127 | 324 | 154 | | 5 | 5 |
| 55 | 141 | 95 | 236 | 157 | 7 | | 7 |
| 56 | 5 | 10 | 15 | 170 | | 10 | 10 |
| 57 | 24 | | 24 | | | | |
| 58 | | 14 | 14 | Totaal | 2970* | 929* | 3899* |
| 60 | 7 | 21 | 28 | | | | |
| 62 | 7 | 8 | 15 | | | | |
| 63 | 13 | | 13 | | | | |
| 67 | 11 | | 11 | | | | |

* Verschil met tabel 1 (b. 1) in het totaal
bezoek wordt veroorzaakt door afronden van
de bezoekersaantallen per herkomstgebied

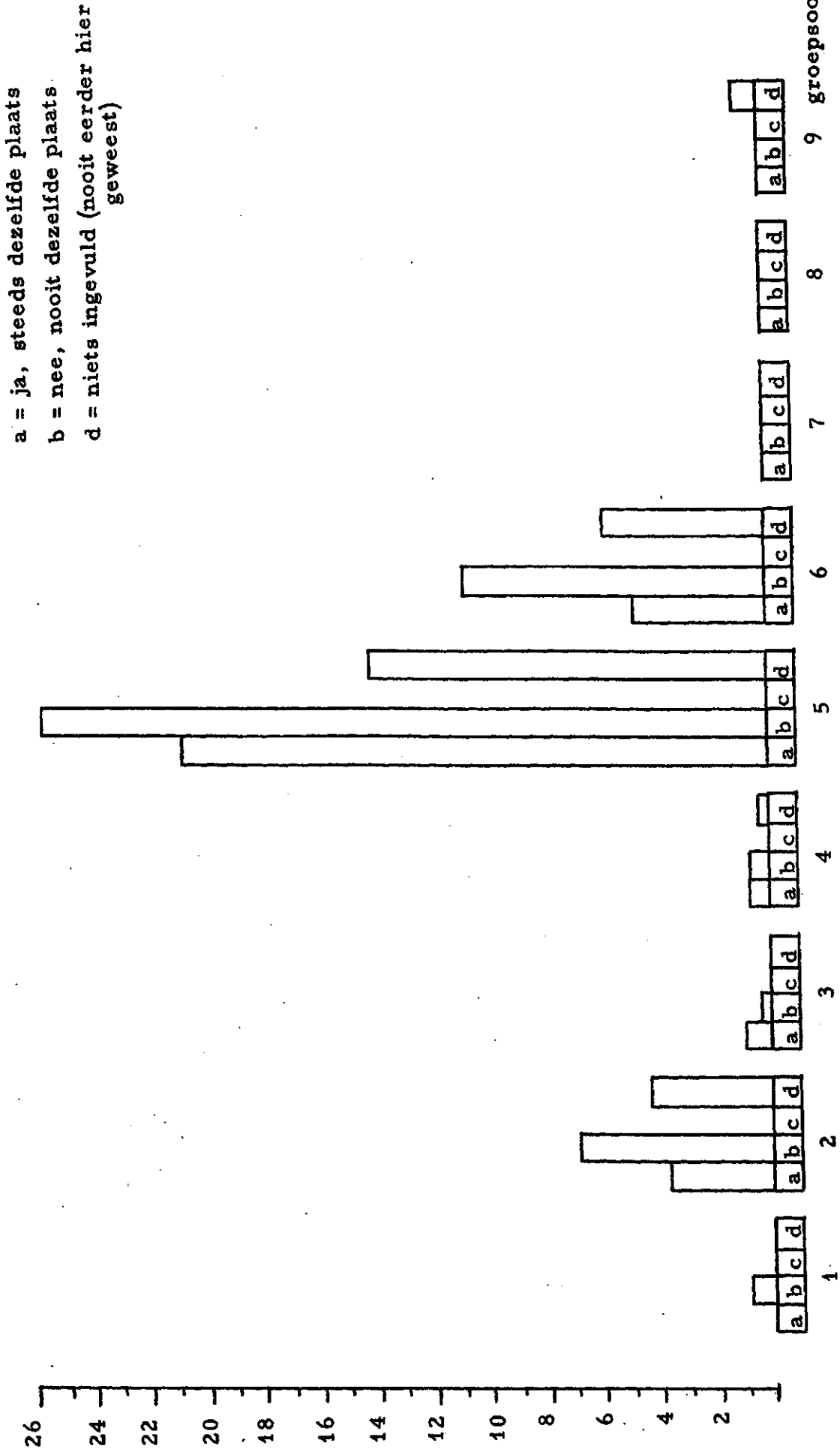
Tabel 6. Berekend aantal bezoekers per herkomstgebied voor Hemelrijk 1967

| Herkomst- gebied | 2 juli | 20 juli | Totaal | Herkomst- gebied | 2 juli | 20 juli | Totaal |
|---------------------|--------|---------|--------|---------------------|--------|---------|--------|
| 08 | 31 | 16 | 47 | 103 | 61 | 14 | 75 |
| 11 | 17 | 4 | 21 | 104 | 49 | 4 | 53 |
| 12 | 8 | | 8 | 105 | 66 | 11 | 77 |
| 13 | 66 | 8 | 74 | 106 | 357 | 189 | 446 |
| 14 | 27 | 37 | 64 | 107 | 12 | 3 | 15 |
| 15 | 27 | 3 | 30 | 108 | 8 | 6 | 14 |
| 16 | 128 | 30 | 158 | 109 | | 11 | 11 |
| 17 | 428 | 174 | 602 | 110 | 37 | 22 | 59 |
| 18 | 129 | 56 | 185 | 111 | 49 | 3 | 52 |
| 19 | 25 | 27 | 52 | 112 | 78 | 15 | 93 |
| 20 | 78 | 23 | 101 | 113 | 103 | 27 | 130 |
| 22 | 108 | 85 | 193 | 114 | 405 | 50 | 455 |
| 23 | 22 | | 22 | 115 | 142 | 7 | 149 |
| 25 | 10 | | 10 | 116 | 25 | 11 | 36 |
| 28 | | 3 | 3 | 117 | 14 | 16 | 30 |
| 29 | 10 | 6 | 16 | 118 | 14 | 23 | 37 |
| 31 | 22 | | 22 | 119 | 145 | 4 | 149 |
| 32 | 12 | 14 | 26 | 122 | | 6 | 6 |
| 38 | 6 | | 8 | 123 | | 5 | 5 |
| 39 | 12 | | 12 | 125 | | 10 | 10 |
| 47 | | 16 | 16 | 128 | | 3 | 3 |
| 59 | 17 | 20 | 37 | 129 | | 7 | 7 |
| 51 | 12 | 2 | 14 | 130 | 10 | | 10 |
| 54 | 17 | 2 | 19 | 132 | | 11 | 11 |
| 55 | 12 | | 12 | 135 | 10 | | 10 |
| 61 | | 7 | 7 | 142 | | 3 | 3 |
| 68 | 86 | 37 | 123 | 143 | | 8 | 8 |
| 71 | | 11 | 11 | 146 | 10 | | 10 |
| 73 | 10 | | 10 | 156 | | 2 | 2 |
| 76 | 22 | | 22 | 99 | | 3 | 3 |
| 100 | 323 | 88 | 411 | | | | |
| 101 | 27 | | 27 | Totaal | 3306* | 1045* | 4351* |
| 102 | 17 | 2 | 19 | | | | |

* Verschil met tabel 1 (b. 1) in het totaal aantal bezoek wordt veroorzaakt door afronden van de bezoekersaantallen per herkomstgebied

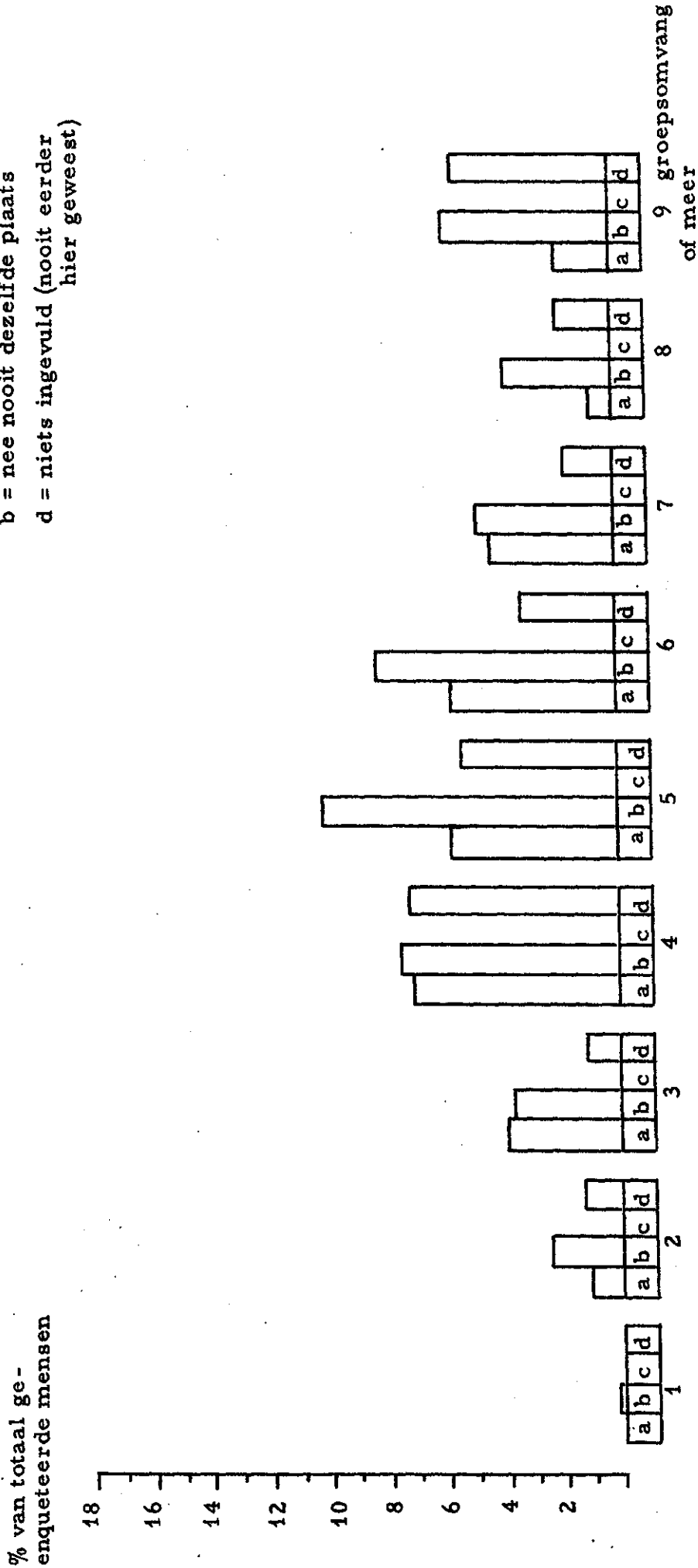
Figuur 26. Groepsoort \longleftrightarrow 3 antwoorden t. a. v. de plaats op het terrein
 (Kibbelkoele, 2 juli 1967)

% van totaal
 aantal groepen



Figuur 27. Groepsomvang \longleftrightarrow 3 antwoorden t. a. v. de plaats op het terrein (Kibbelkoele 2 juli 1967)

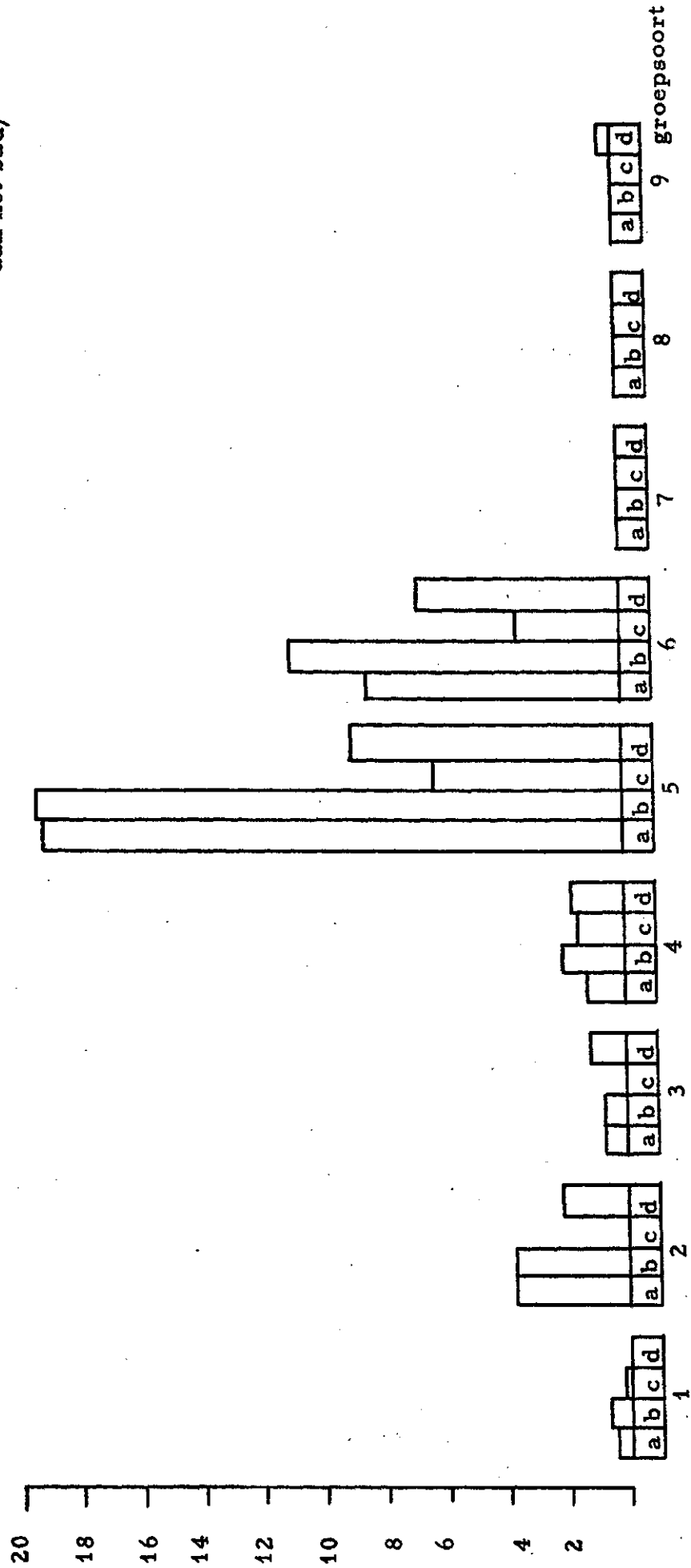
- a = ja, steeds dezelfde plaats
- b = nee nooit dezelfde plaats
- d = niets ingevuld (nooit eerder hier geweest)



Figuur 28. Groepsort \longleftrightarrow 4 antwoorden t. a. v. plaats op het terrein (Loomeer, 2 juli 1967)

- a = ja, steeds dezelfde plaats
- b = nee, nooit dezelfde plaats
- c = soms dezelfde plaats
- d = niets ingevuld (eerste bezoek aan het bad)

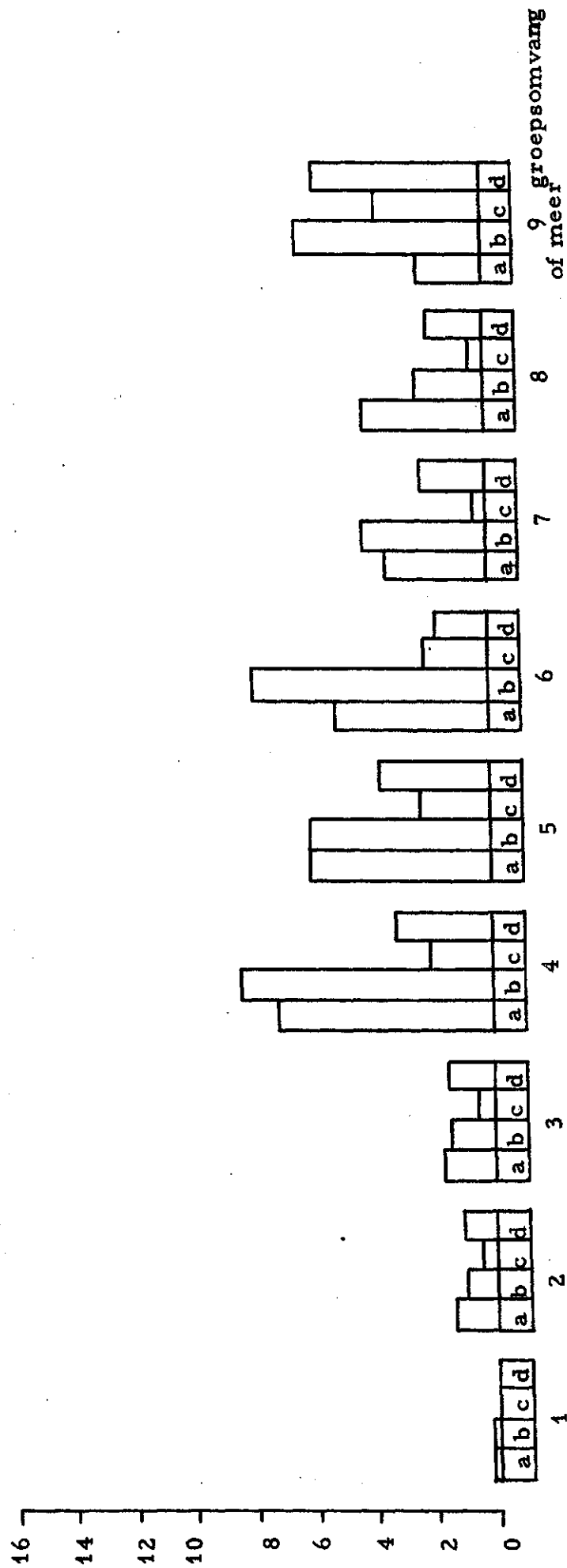
% van totaal
aantal groepen



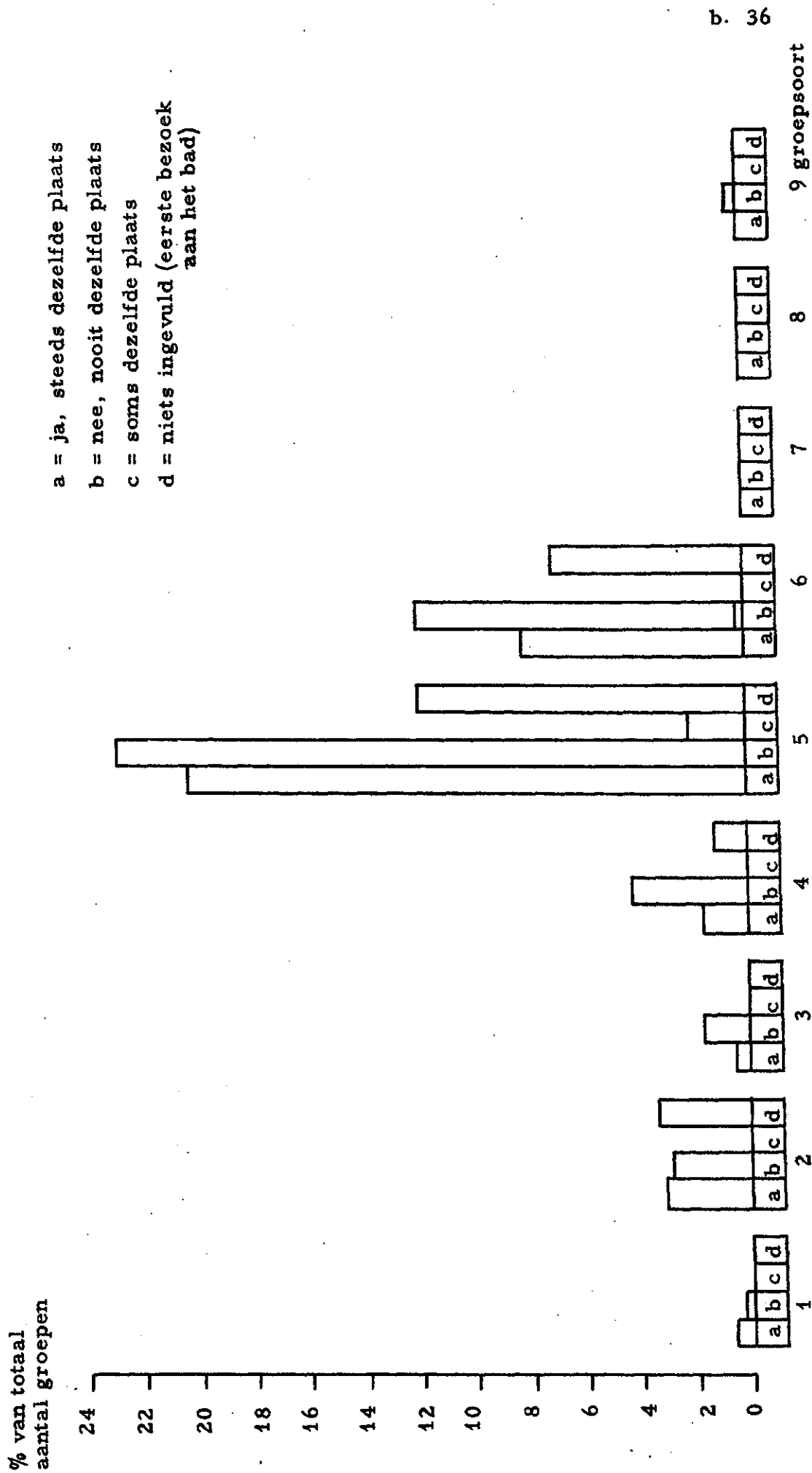
Figuur 29. Groepsomvang \longleftrightarrow 4 antwoorden ten aanzien van de plaats op het terrein (Loomer, 2 juli 1967)

- a = ja, steeds dezelfde plaats
- b = nee nooit dezelfde plaats
- c = soms dezelfde plaats
- d = niets ingevuld (eerste bezoek aan het bad)

% van totaal ge-enquêteerde mensen



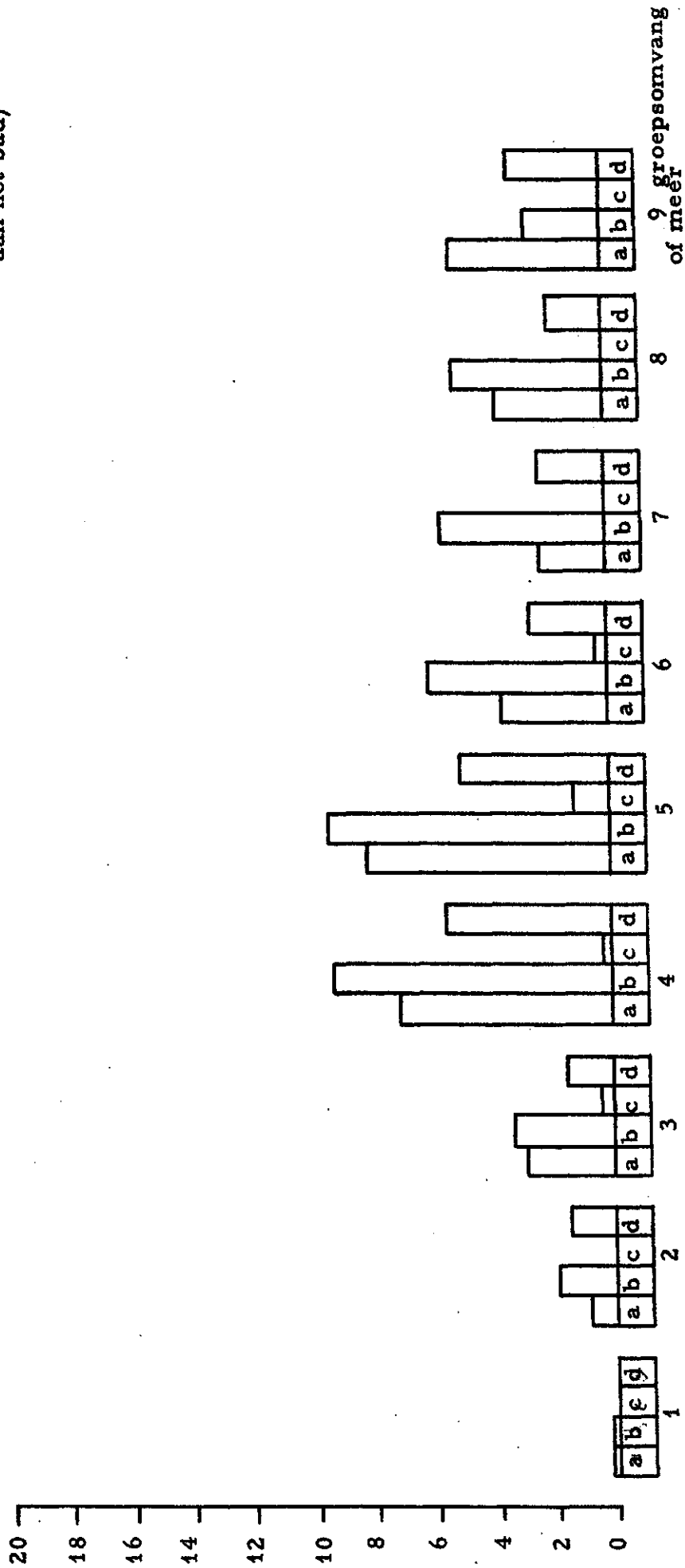
Figuur 30. Groepsoort \longleftrightarrow 4 antwoorden ten aanzien van de plaats op het terrein (Ieberenplas, 2 juli 1967)



Figuur 31. Groepsomvang \longleftrightarrow 4 antwoorden ten aanzien van de plaats op het terrein (leberenplas, 2 juli 1967)

- a = ja, steeds dezelfde plaats
- b = nee, nooit dezelfde plaats
- c = soms dezelfde plaats
- d = niets ingevuld (eerste bezoek aan het bad)

% van totaal ge-enquêteerde mensen



1. The first part of the document discusses the importance of maintaining accurate records of all transactions and activities. It emphasizes that this is crucial for ensuring transparency and accountability in the organization's operations.

2. The second part of the document outlines the various methods and tools used to collect and analyze data. It highlights the need for consistent data collection procedures and the use of advanced analytical techniques to derive meaningful insights from the data.

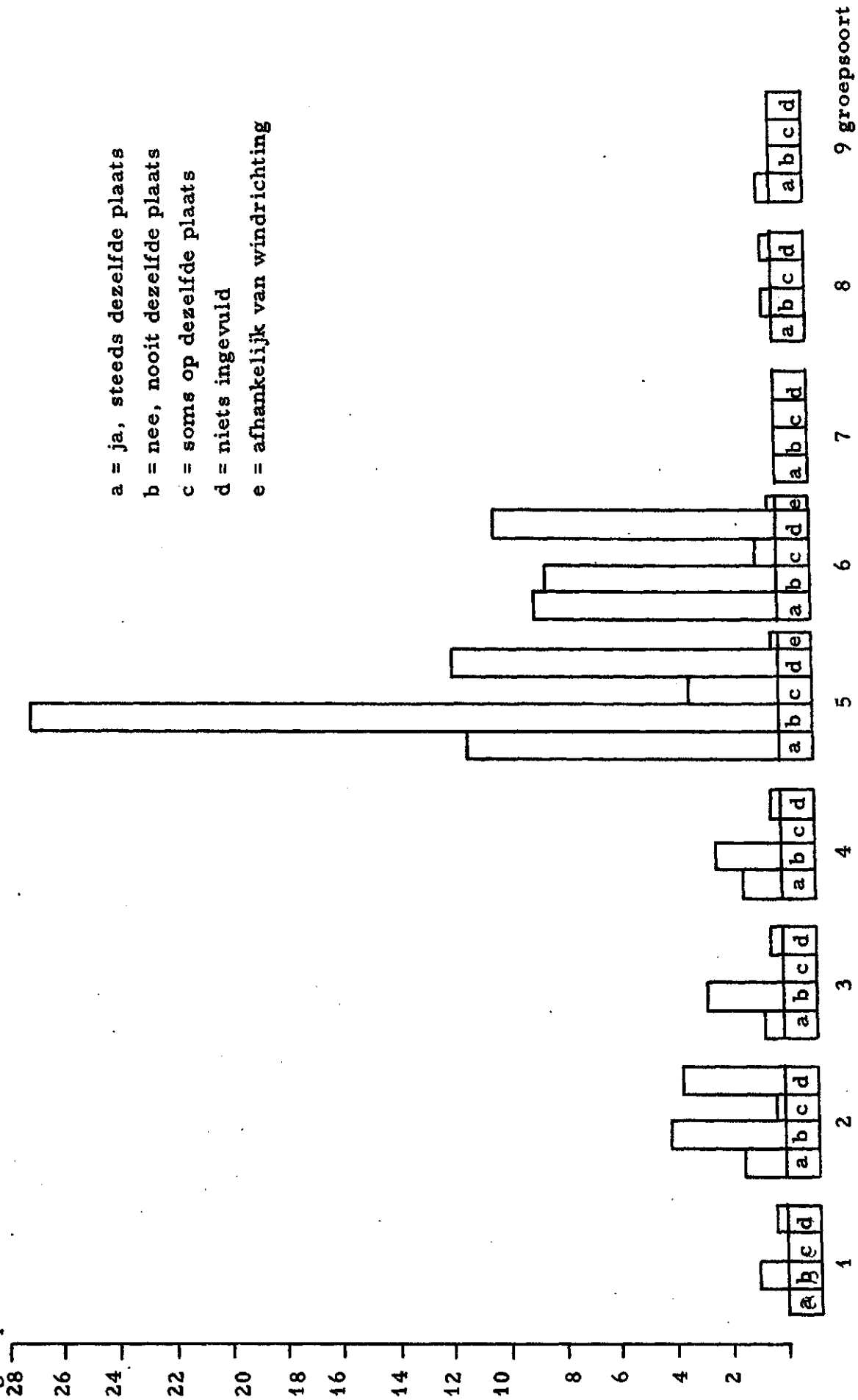
3. The third part of the document focuses on the role of technology in data management and analysis. It discusses how modern software solutions can streamline data collection, storage, and analysis processes, thereby improving efficiency and accuracy.

4. The fourth part of the document addresses the challenges associated with data management, such as data quality, security, and privacy. It provides strategies to mitigate these risks and ensure that the data remains reliable and secure throughout its lifecycle.

5. The fifth part of the document concludes by summarizing the key findings and recommendations. It stresses the importance of a data-driven approach in decision-making and the need for continuous monitoring and improvement of data management practices.

Figuur 32. Groepssoort \longleftrightarrow 5 antwoorden ten aanzien van de plaats op het terrein (Hemelrijk, 2 juli 1967)

% van totaal aantal groepen

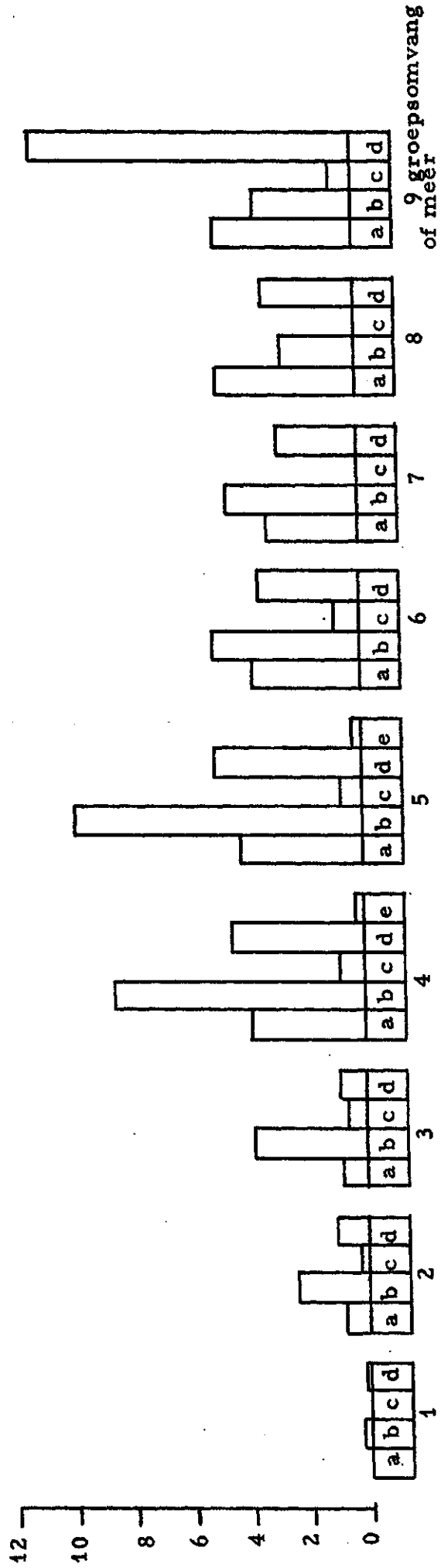


- a = ja, steeds dezelfde plaats
- b = nee, nooit dezelfde plaats
- c = soms op dezelfde plaats
- d = niets ingevuld
- e = afhankelijk van windrichting

Figuur 33. Groepsomvang \longleftrightarrow 5 antwoorden ten aanzien van de plaats op het terrein (Hemelrijk, 2 juli 1967)

- a = ja, steeds dezelfde plaats
- b = nee, nooit dezelfde plaats
- c = soms dezelfde plaats
- d = niets ingevuld
- e = afhankelijk van windrichting

% van totaal geën-
quêteerde mensen



1. The first part of the document discusses the importance of maintaining accurate records of all transactions and activities. It emphasizes that this is crucial for ensuring transparency and accountability in the organization's operations.

2. The second part of the document outlines the various methods and tools used to collect and analyze data. It highlights the need for consistent data collection procedures and the use of advanced analytical techniques to derive meaningful insights from the data.

3. The third part of the document focuses on the role of technology in data management and analysis. It discusses how modern software solutions can streamline data collection, storage, and processing, thereby improving efficiency and accuracy.

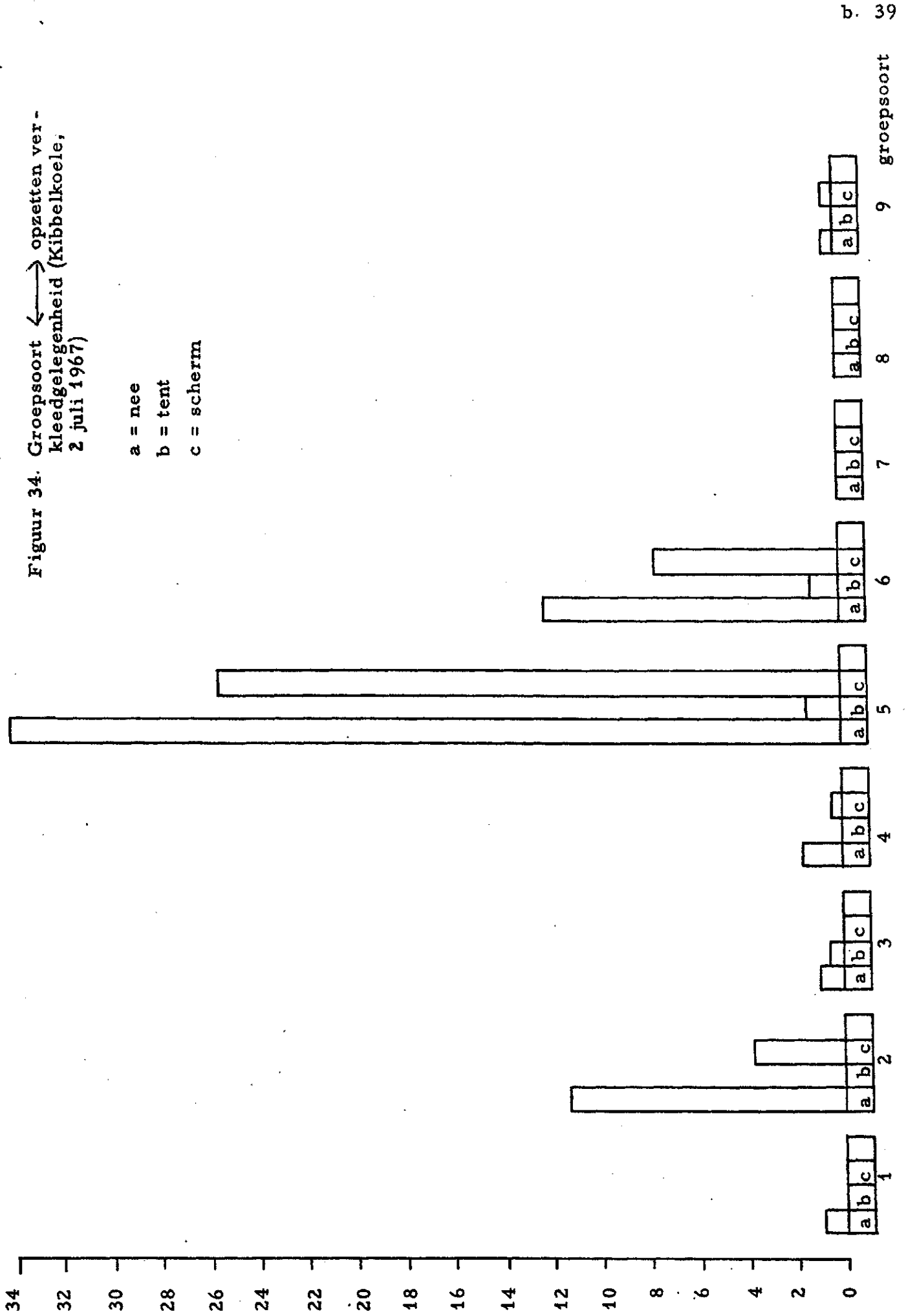
4. The fourth part of the document addresses the challenges associated with data management, such as data quality, security, and privacy. It provides strategies to mitigate these risks and ensure that the data remains reliable and secure throughout its lifecycle.

5. The fifth part of the document concludes by summarizing the key findings and recommendations. It stresses the importance of a data-driven approach in decision-making and the need for continuous monitoring and improvement of the data management process.

11/11/2023

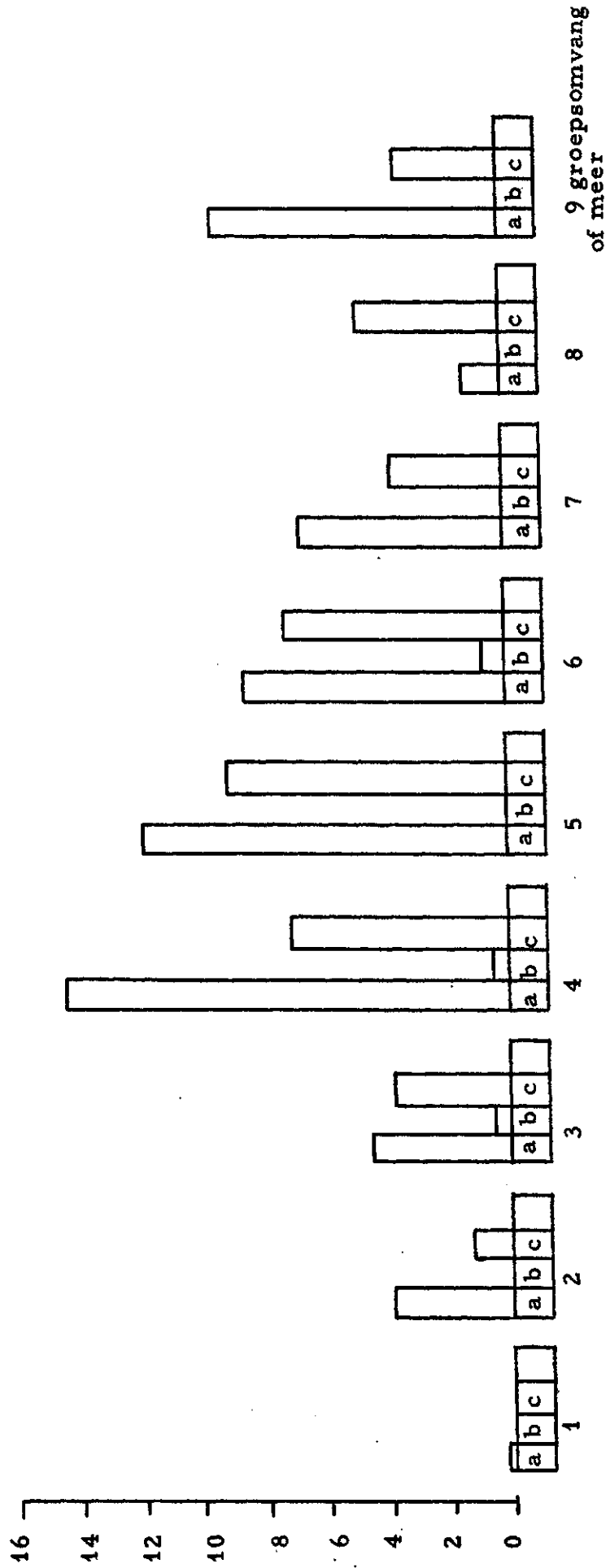
Figuur 34. Groepsoort \longleftrightarrow opzetten ver-
kleedgelegenheden (Kibbelkoele,
2 juli 1967)

a = nee
b = tent
c = scherm



Figuur 35. Groepsomvang \longleftrightarrow opzetten verkleedgelegenheden
 (Kibbelkoele, 2 juli 1967)

a = nee
 b = tent
 c = scherm



1. The first part of the document discusses the importance of maintaining accurate records of all transactions and activities. It emphasizes that this is crucial for ensuring transparency and accountability in the organization's operations.

2. The second part of the document outlines the various methods and tools used to collect and analyze data. It highlights the need for a systematic approach to data collection and the importance of using reliable sources of information.

3. The third part of the document focuses on the analysis of the collected data. It discusses the various techniques used to identify trends, patterns, and anomalies in the data, and how these insights can be used to inform decision-making.

4. The fourth part of the document discusses the importance of communication and reporting. It emphasizes that the results of the data analysis must be clearly and effectively communicated to the relevant stakeholders, and that regular reports should be provided to keep them informed of the organization's performance.

5. The fifth part of the document discusses the importance of continuous improvement. It emphasizes that the organization should regularly review its processes and procedures to identify areas for improvement and implement changes to enhance its performance.

6. The sixth part of the document discusses the importance of data security and privacy. It emphasizes that the organization must take appropriate measures to protect its data from unauthorized access, loss, or disclosure, and that it must comply with all applicable laws and regulations regarding data protection.

7. The seventh part of the document discusses the importance of data governance. It emphasizes that the organization should have a clear policy and framework for managing its data, and that it should assign responsibility for data management to specific individuals or departments.

8. The eighth part of the document discusses the importance of data literacy. It emphasizes that all employees should have a basic understanding of data and how to use it effectively, and that the organization should provide training and support to help employees develop these skills.

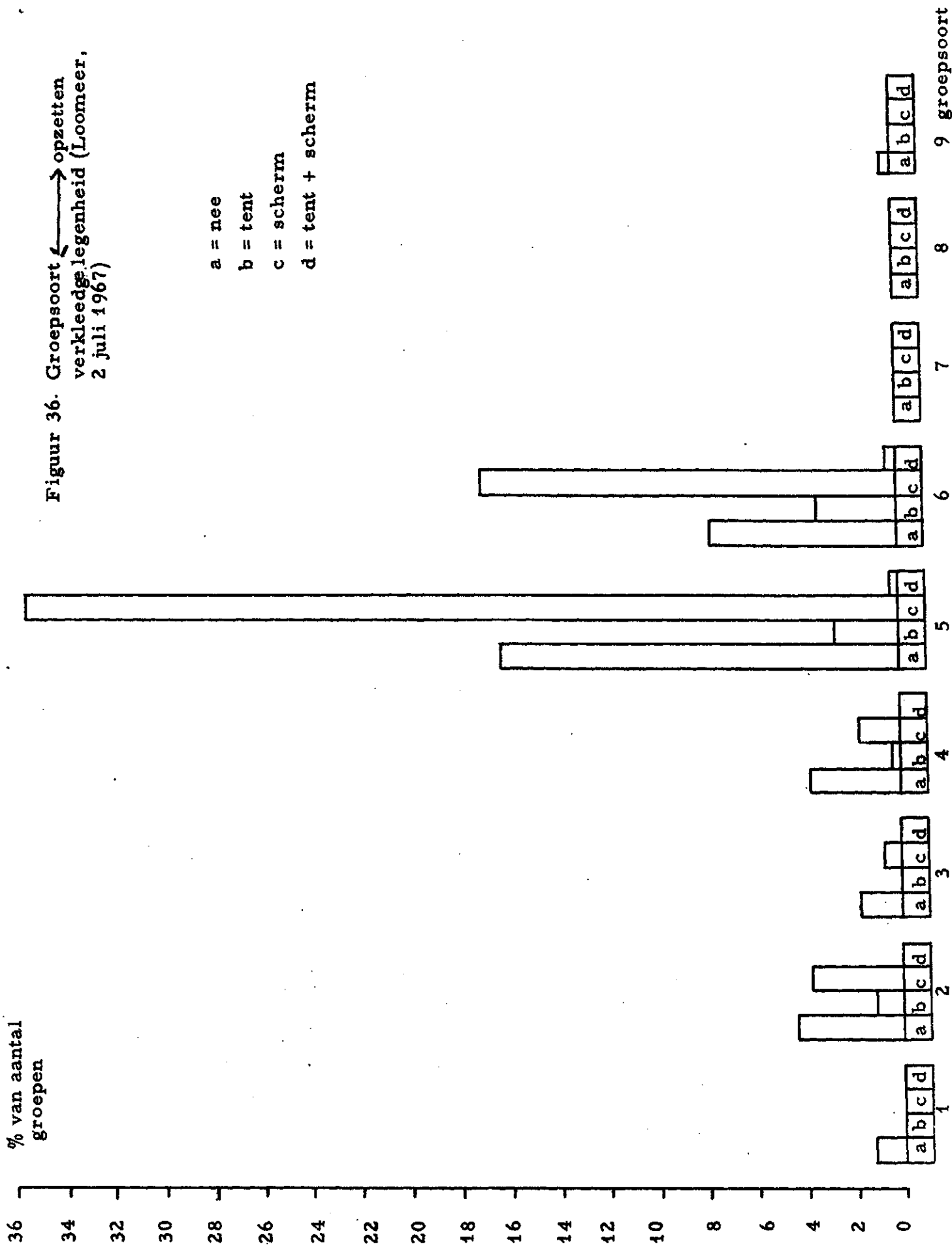
9. The ninth part of the document discusses the importance of data-driven decision-making. It emphasizes that the organization should use data to inform its strategic and operational decisions, and that it should avoid making decisions based on intuition or guesswork.

10. The tenth part of the document discusses the importance of data innovation. It emphasizes that the organization should explore new ways to use data to create value, and that it should invest in research and development to develop new data-driven products and services.

% van aantal
groepen

Figuur 36. Groepsoort \leftarrow opzetten
verkleedgelegenheden (Loommeer,
2 juli 1967)

- a = nee
- b = tent
- c = scherm
- d = tent + scherm



1. The first part of the document discusses the importance of maintaining accurate records of all transactions. This is essential for ensuring the integrity of the financial statements and for providing a clear audit trail. The records should be kept up-to-date and should be easily accessible to all relevant parties.

2. The second part of the document outlines the various methods used to collect and analyze data. These methods include interviews, surveys, and focus groups. Each method has its own strengths and weaknesses, and it is important to choose the most appropriate method for the specific research objectives.

3. The third part of the document describes the process of data analysis. This involves identifying patterns and trends in the data, and then interpreting these findings in the context of the research objectives. It is important to be objective and unbiased in this process, and to avoid drawing conclusions that are not supported by the data.

4. The fourth part of the document discusses the importance of communication in the research process. This involves sharing the findings of the research with the relevant stakeholders, and ensuring that they understand the implications of the findings. It is important to use clear and concise language, and to provide supporting evidence for all claims made.

5. The fifth part of the document outlines the various ethical considerations that must be taken into account when conducting research. These include the need to obtain informed consent from all participants, to ensure the confidentiality of the data, and to avoid any potential conflicts of interest.

6. The sixth part of the document discusses the importance of transparency in the research process. This involves making all aspects of the research process, from the data collection to the analysis, as open as possible. This helps to build trust in the research and allows others to replicate the study if necessary.

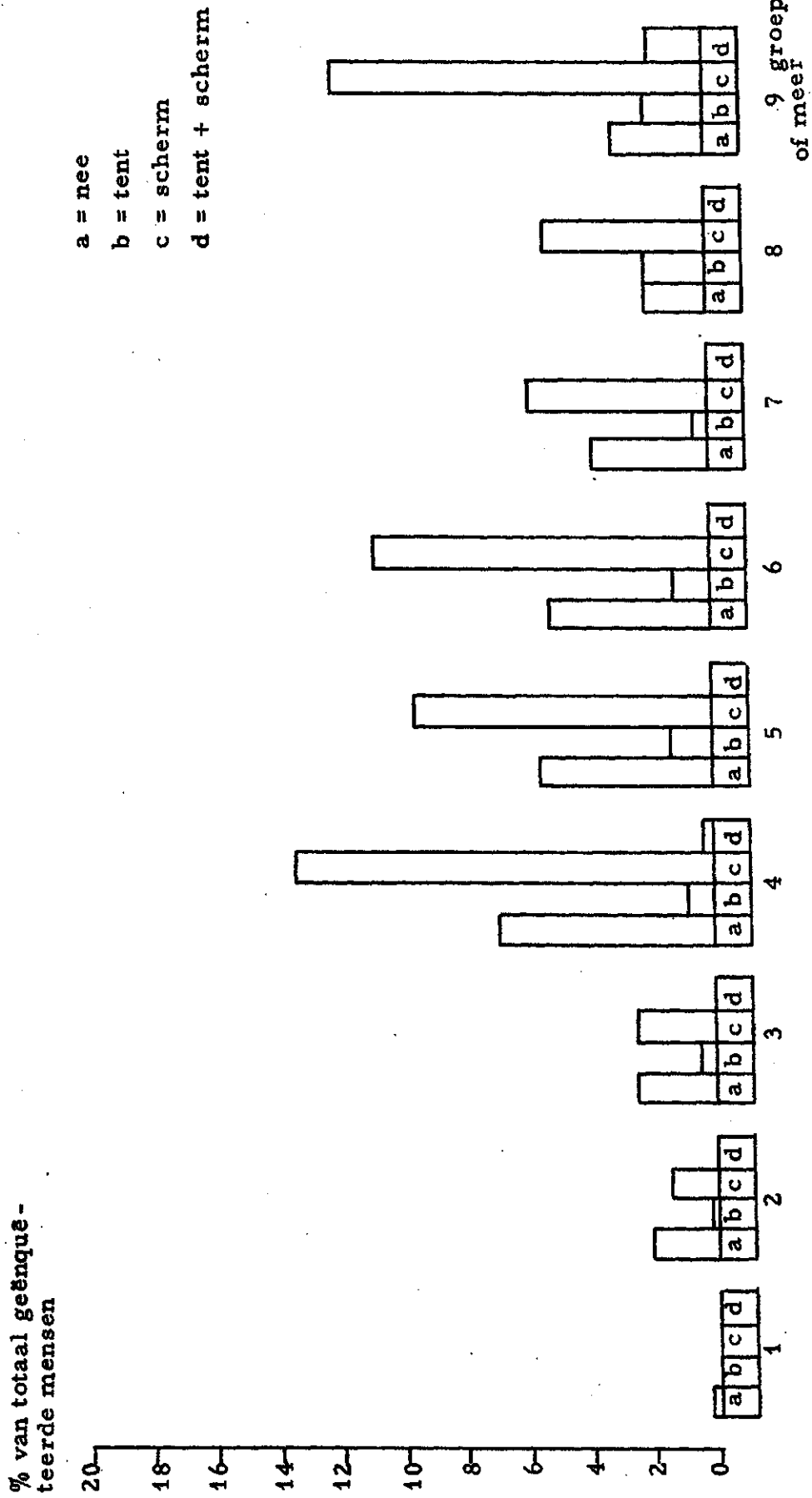
7. The seventh part of the document outlines the various challenges that can arise in the research process. These include difficulties in recruiting participants, obtaining accurate data, and interpreting the findings. It is important to be aware of these challenges and to have strategies in place to address them.

8. The eighth part of the document discusses the importance of ongoing evaluation and improvement of the research process. This involves regularly reviewing the progress of the research, and making adjustments as needed. It is important to be open to feedback and to learn from any mistakes made.

9. The ninth part of the document outlines the various ways in which the research can be used to inform practice. This includes using the findings to develop new policies, to improve existing services, and to inform the public. It is important to ensure that the research is used in a responsible and ethical manner.

10. The tenth part of the document discusses the importance of collaboration in the research process. This involves working closely with other researchers, practitioners, and stakeholders to ensure that the research is relevant and useful. It is important to share resources and expertise, and to work together to overcome any challenges.

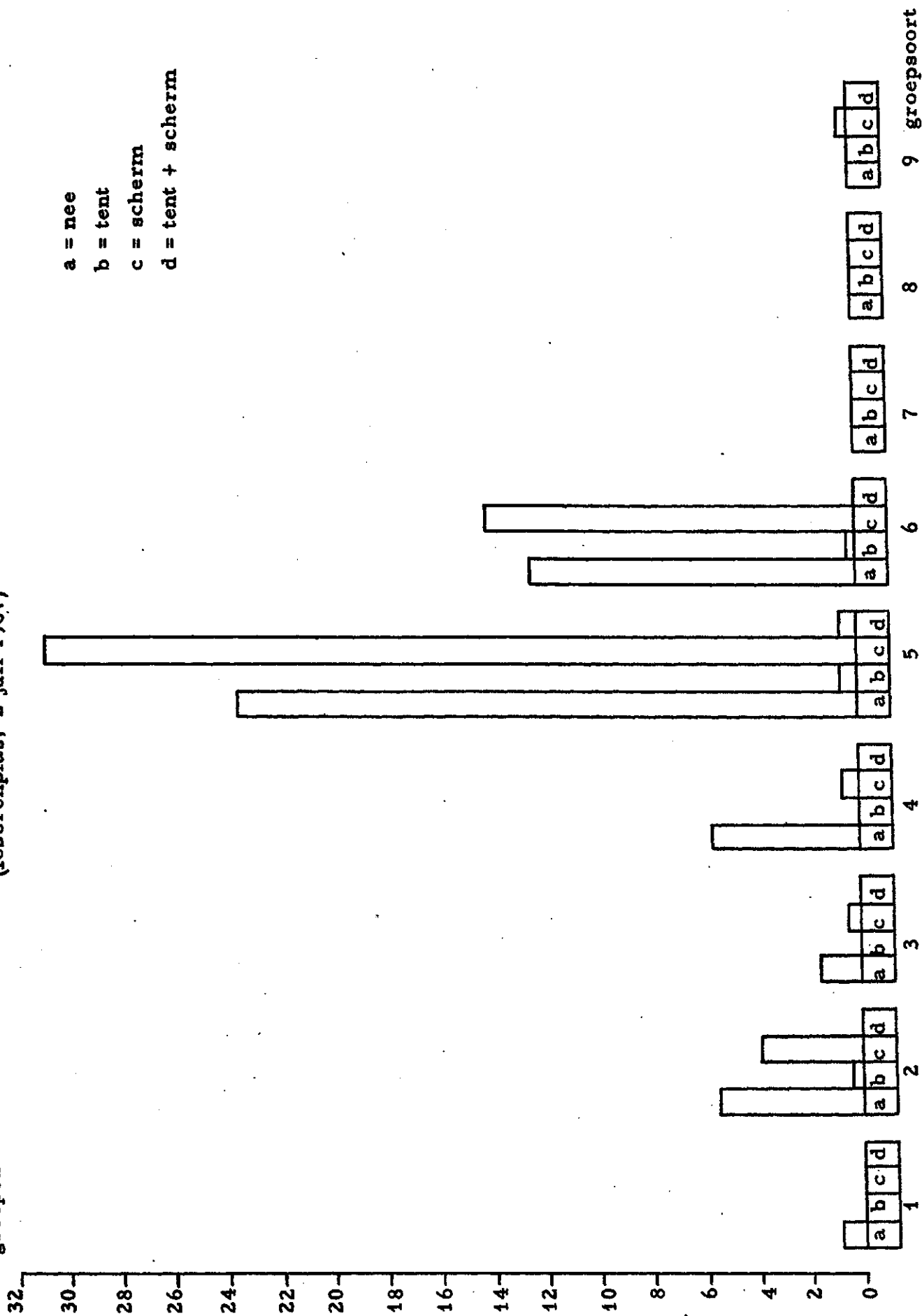
Figuur 37. Groepsomvang \leftarrow opzetten verkleedgelegenhed
 (Loomeer, 2 juli 1967)



% van totaal aantal groepen

Figuur 38. Groepsoort ← opzetten verkleedgelegenheden (leberenplas, 2 juli 1967)

- a = nee
- b = tent
- c = scherm
- d = tent + scherm



1. The first part of the document discusses the importance of maintaining accurate records of all transactions and activities. It emphasizes that this is essential for ensuring transparency and accountability in the organization's operations.

2. The second part of the document outlines the various methods and tools used to collect and analyze data. It highlights the need for consistent and reliable data collection processes to support informed decision-making.

3. The third part of the document focuses on the role of technology in modern data management. It discusses how advanced software solutions can streamline data collection, storage, and analysis, leading to more efficient and accurate results.

4. The fourth part of the document addresses the challenges associated with data security and privacy. It provides guidance on implementing robust security measures to protect sensitive information from unauthorized access and breaches.

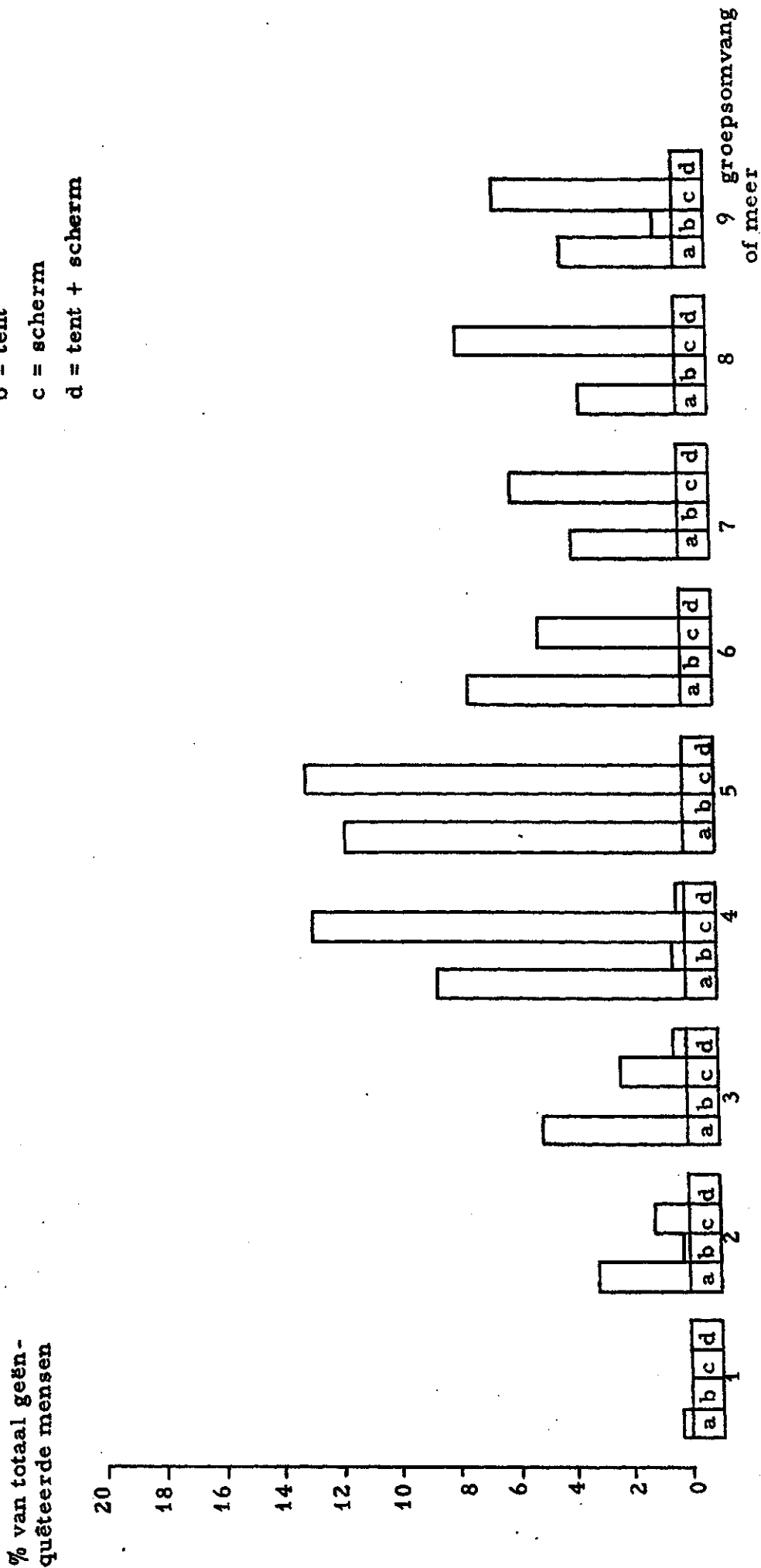
5. The fifth part of the document explores the importance of data quality and integrity. It discusses strategies for identifying and correcting errors in data collection and ensuring that the information used for analysis is accurate and reliable.

6. The sixth part of the document discusses the role of data in strategic planning and performance evaluation. It explains how data-driven insights can help organizations identify trends, opportunities, and areas for improvement, ultimately leading to better business outcomes.

7. The seventh part of the document provides a summary of the key findings and recommendations. It emphasizes the need for a comprehensive data management strategy that integrates all aspects of data collection, analysis, and security to maximize the value of the organization's data assets.

Figuur 39. Groepsomvang \longleftrightarrow opzetten verkleedgelegenheden
(Ieberenplas, 2 juli 1967)

a = nee
b = tent
c = scherm
d = tent + scherm



1. The first part of the document is a list of names and addresses of the members of the committee.

2. The second part of the document is a list of names and addresses of the members of the committee.

3. The third part of the document is a list of names and addresses of the members of the committee.

4. The fourth part of the document is a list of names and addresses of the members of the committee.

5. The fifth part of the document is a list of names and addresses of the members of the committee.

6. The sixth part of the document is a list of names and addresses of the members of the committee.

7. The seventh part of the document is a list of names and addresses of the members of the committee.

8. The eighth part of the document is a list of names and addresses of the members of the committee.

9. The ninth part of the document is a list of names and addresses of the members of the committee.

10. The tenth part of the document is a list of names and addresses of the members of the committee.

11. The eleventh part of the document is a list of names and addresses of the members of the committee.

12. The twelfth part of the document is a list of names and addresses of the members of the committee.

13. The thirteenth part of the document is a list of names and addresses of the members of the committee.

14. The fourteenth part of the document is a list of names and addresses of the members of the committee.

15. The fifteenth part of the document is a list of names and addresses of the members of the committee.

16. The sixteenth part of the document is a list of names and addresses of the members of the committee.

17. The seventeenth part of the document is a list of names and addresses of the members of the committee.

18. The eighteenth part of the document is a list of names and addresses of the members of the committee.

19. The nineteenth part of the document is a list of names and addresses of the members of the committee.

20. The twentieth part of the document is a list of names and addresses of the members of the committee.

21. The twenty-first part of the document is a list of names and addresses of the members of the committee.

22. The twenty-second part of the document is a list of names and addresses of the members of the committee.

23. The twenty-third part of the document is a list of names and addresses of the members of the committee.

24. The twenty-fourth part of the document is a list of names and addresses of the members of the committee.

25. The twenty-fifth part of the document is a list of names and addresses of the members of the committee.

26. The twenty-sixth part of the document is a list of names and addresses of the members of the committee.

27. The twenty-seventh part of the document is a list of names and addresses of the members of the committee.

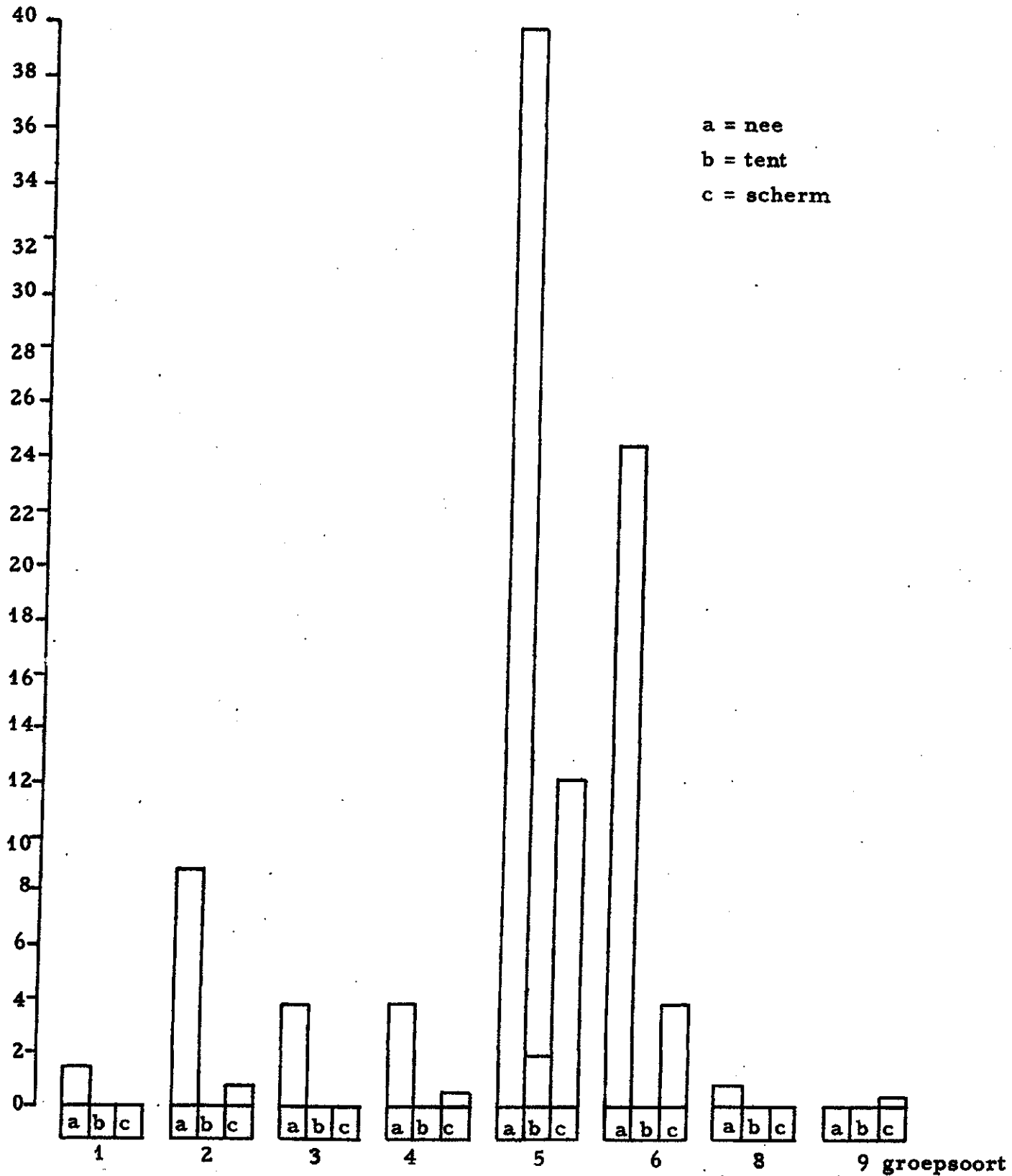
28. The twenty-eighth part of the document is a list of names and addresses of the members of the committee.

29. The twenty-ninth part of the document is a list of names and addresses of the members of the committee.

30. The thirtieth part of the document is a list of names and addresses of the members of the committee.

Figuur 40. Groepsoort \longleftrightarrow opzetten verkleedgelegenheden
(Hemelrijk, 2 juli 1967)

% van totaal
aantal groepen



THE
 NATIONAL BUREAU OF INVESTIGATION
 DEPARTMENT OF JUSTICE

MEMORANDUM FOR THE DIRECTOR, FBI

SUBJECT: [Illegible]

DATE: [Illegible]

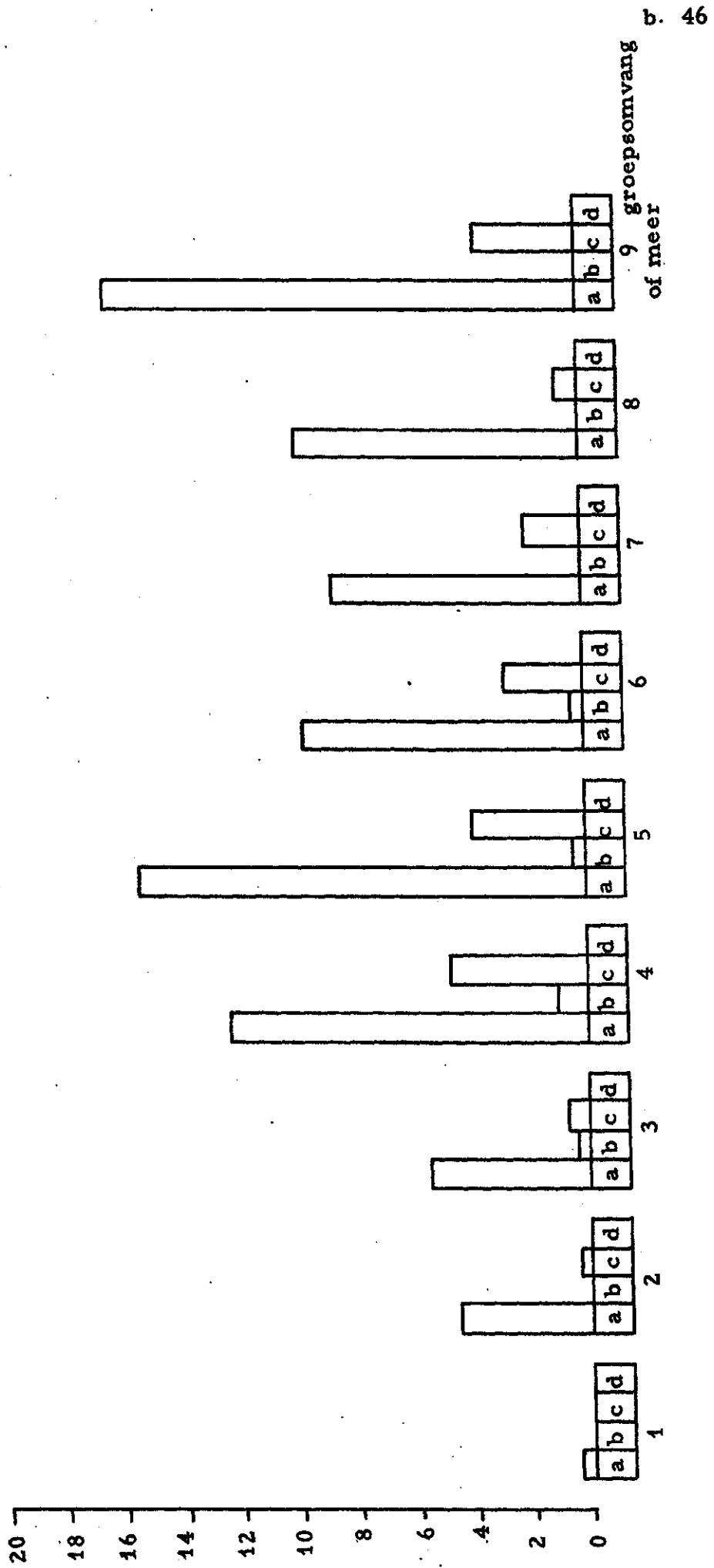
BY: [Illegible]

TITLE: [Illegible]

[Illegible text follows in several columns, including names, dates, and possibly a list of items or locations.]

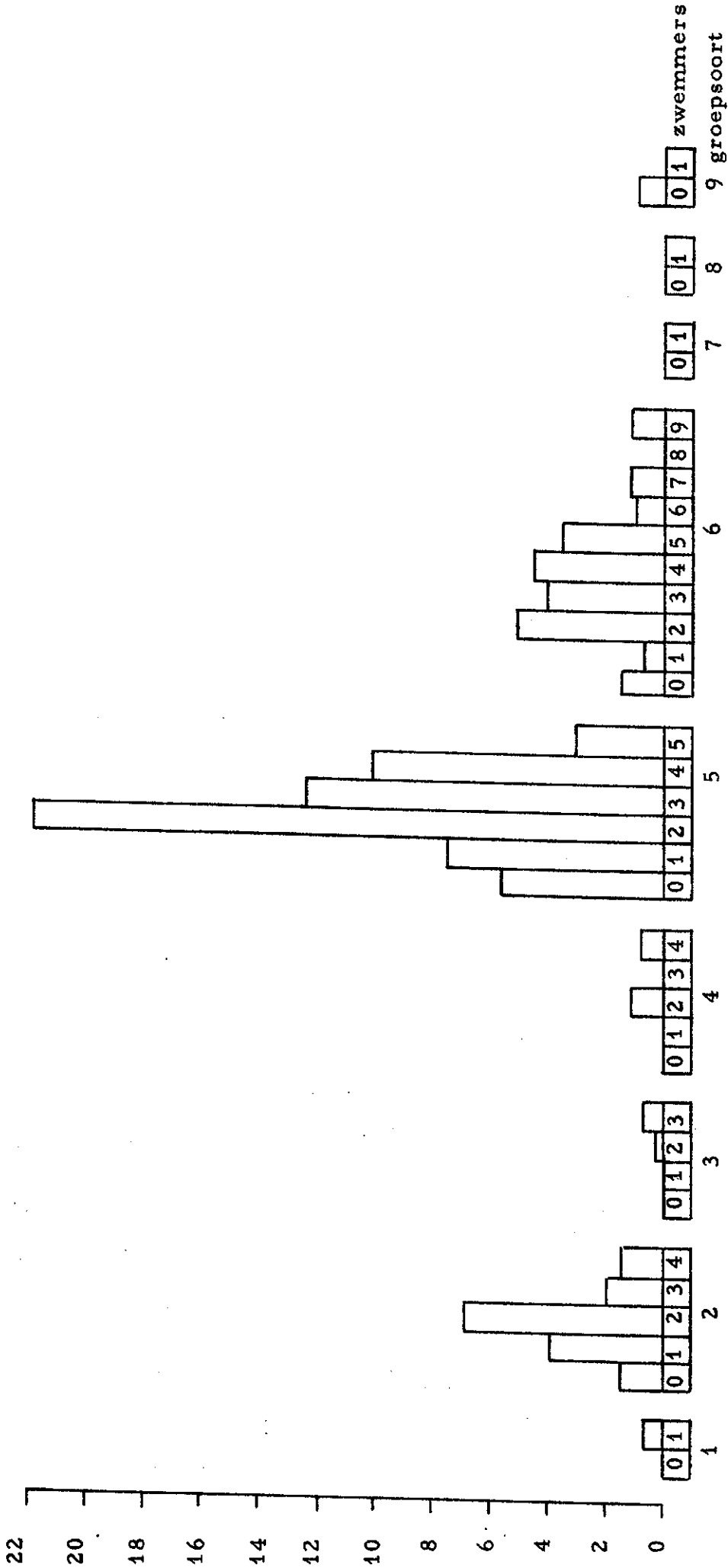
Figuur 41. Groepsomvang \leftarrow opzetten verkleedgelegenheid
 (Hemelrijk, 2 juli 1967)

a = nee
 b = tent
 c = scherm



Figuur 42. Groepsoort \longleftrightarrow aantal zwimmers per groepsoort
 (Kibbelkoele, 2 juli 1967)

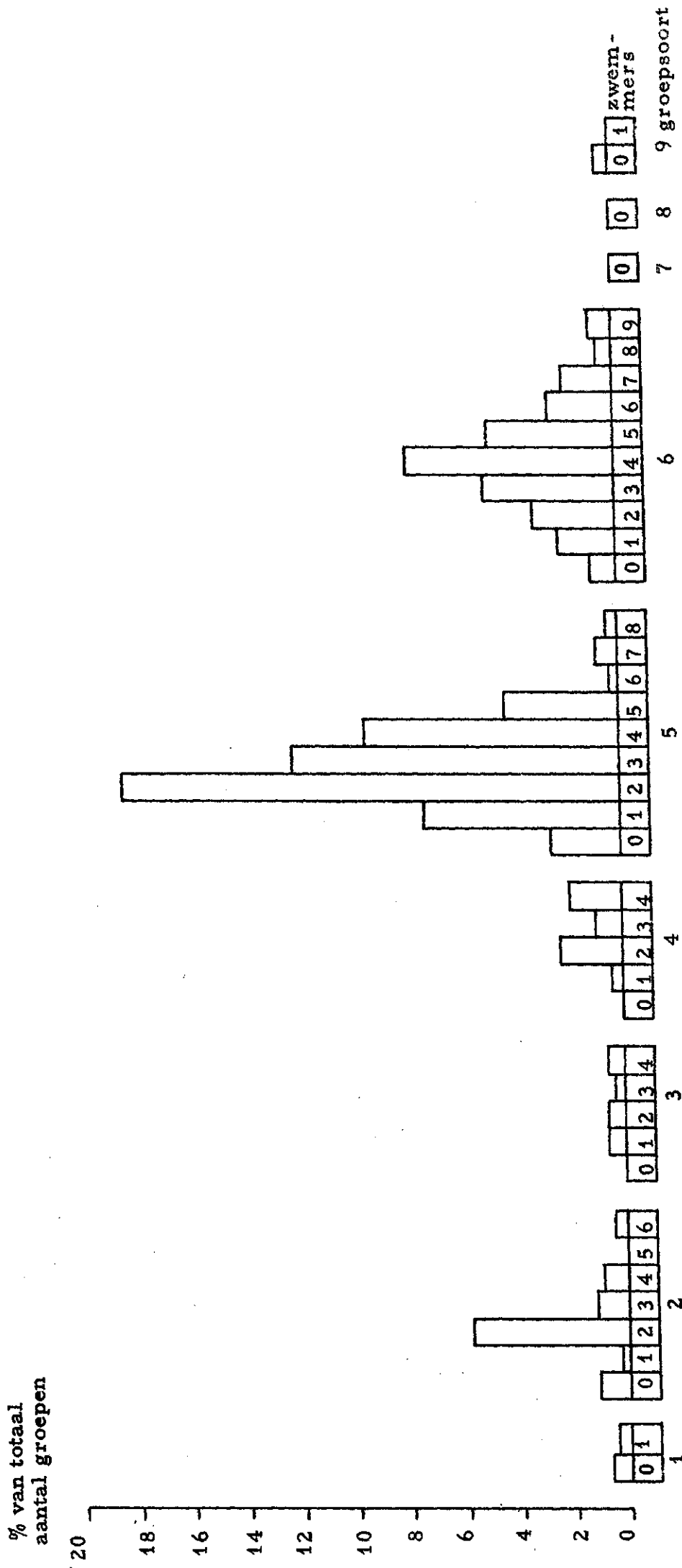
% van totaal
aantal groepen



Figuur 43. Groepsomvang $\leftarrow \rightleftarrows$ aantal zwemmers per groep
 (Kibbelkoele, 2 juli 1967)



Figuur 44. Groepsoort \longleftrightarrow aantal zwemmers per groepsoort
 (Loommeer, 2 juli 1967)



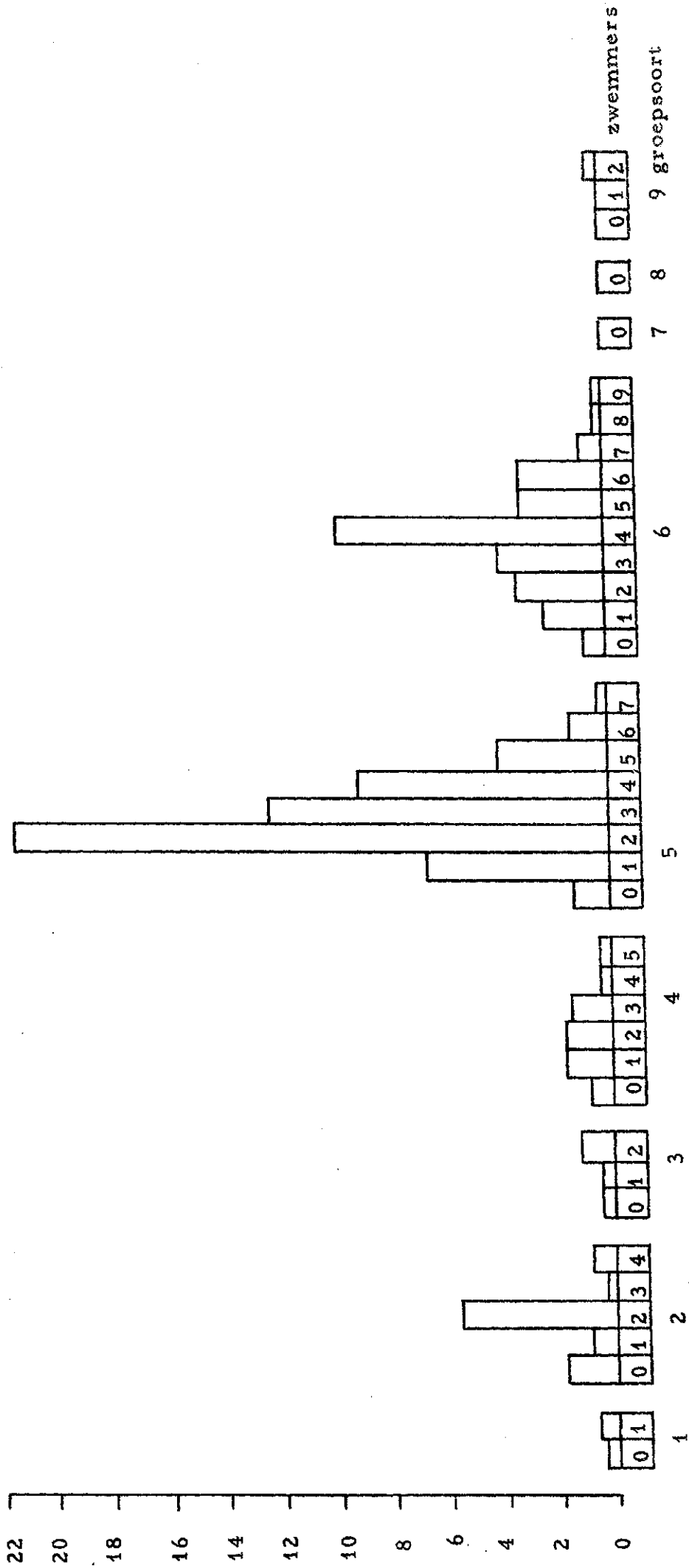


Figuur 45. Groepsomvang \longleftrightarrow aantal zwimmers per groep
 (Loomeer, 2 juli 1967)




Figuur 46. Groepsoort \longleftrightarrow aantal zwemmers per groepsoort
 (Ieberenplas, 2 juli 1967)

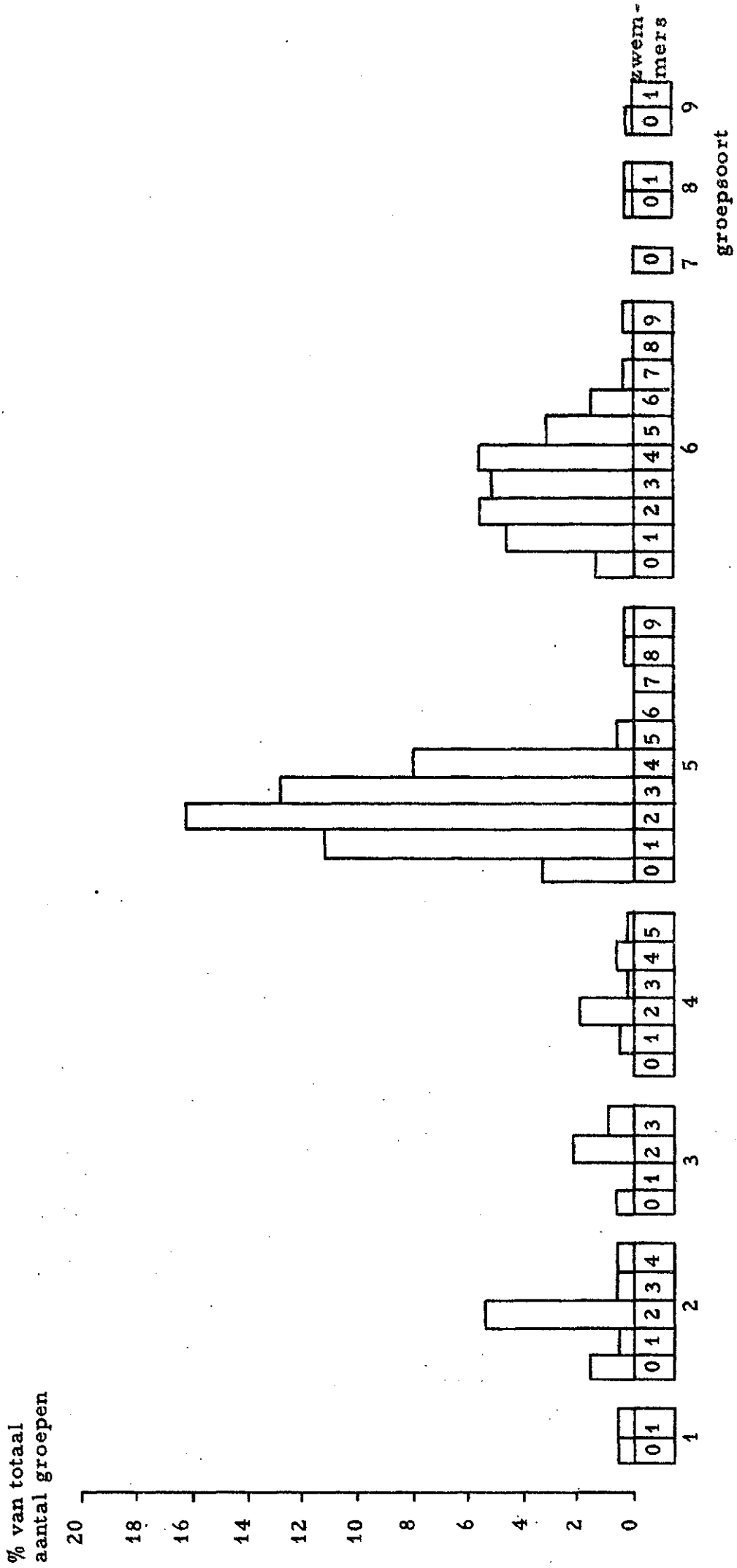
% van totaal
 aantal groepen



Figuur 47. Groepsomvang — aantal zwemmers per groep
(Ieberenplas, 2 juli 1967)




Figuur 48. Groepsoort \longleftrightarrow aantal zwemmers per groepsoort
 (Hemelrijk, 2 juli 1967)



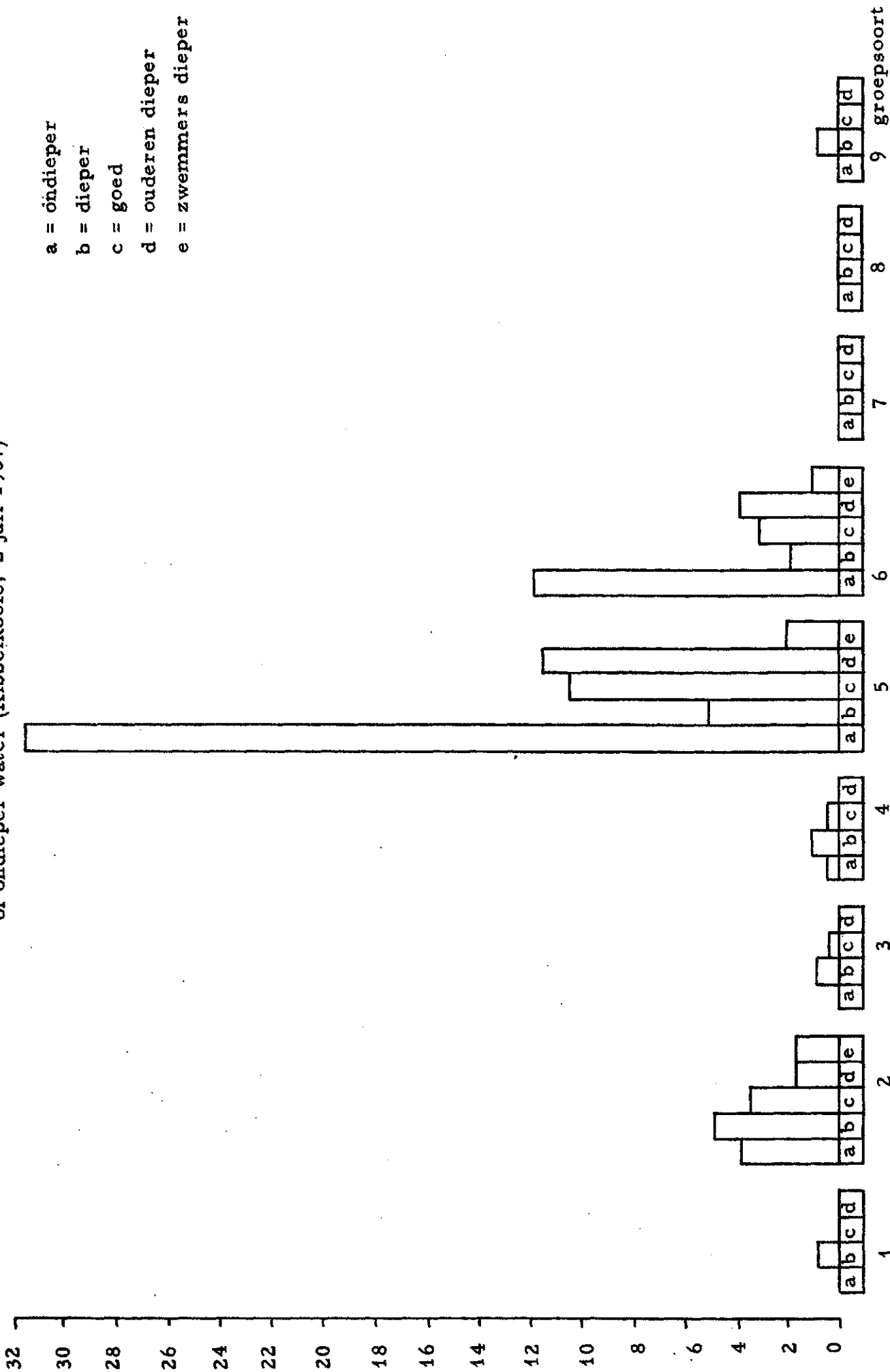


Figuur 49. Groepsomvang \longleftrightarrow aantal zwemmers
 per groep (Hemelrijk, 2 juli 1967)



% van totaal
aantal groepen

Figuur 50. Groepsoort \longleftrightarrow 5 antwoorden op de vraag dieper
of ondieper water (Kibbelkoele, 2 juli 1967)

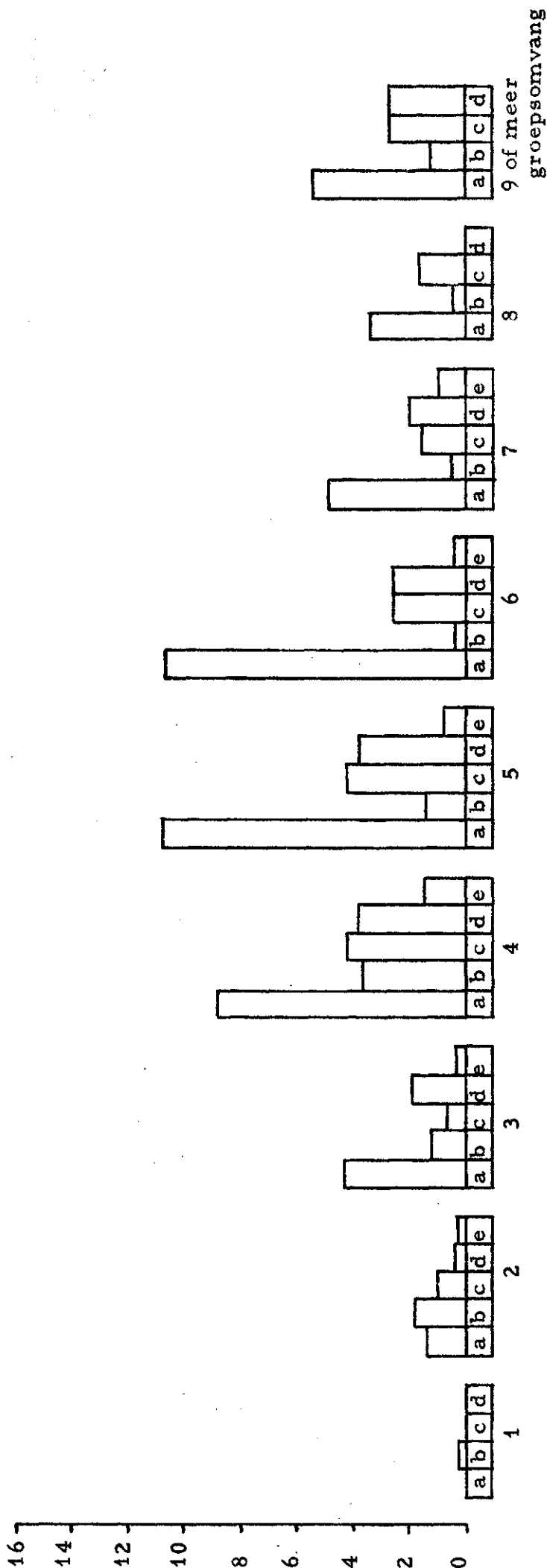


- a = óndieper
- b = dieper
- c = goed
- d = ouderen dieper
- e = zwemmers dieper

Figuur 51. Groepsomvang \longleftrightarrow 5 antwoorden op de vraag dieper of ondieper water (Kibbelkoele, 2 juli 1967)

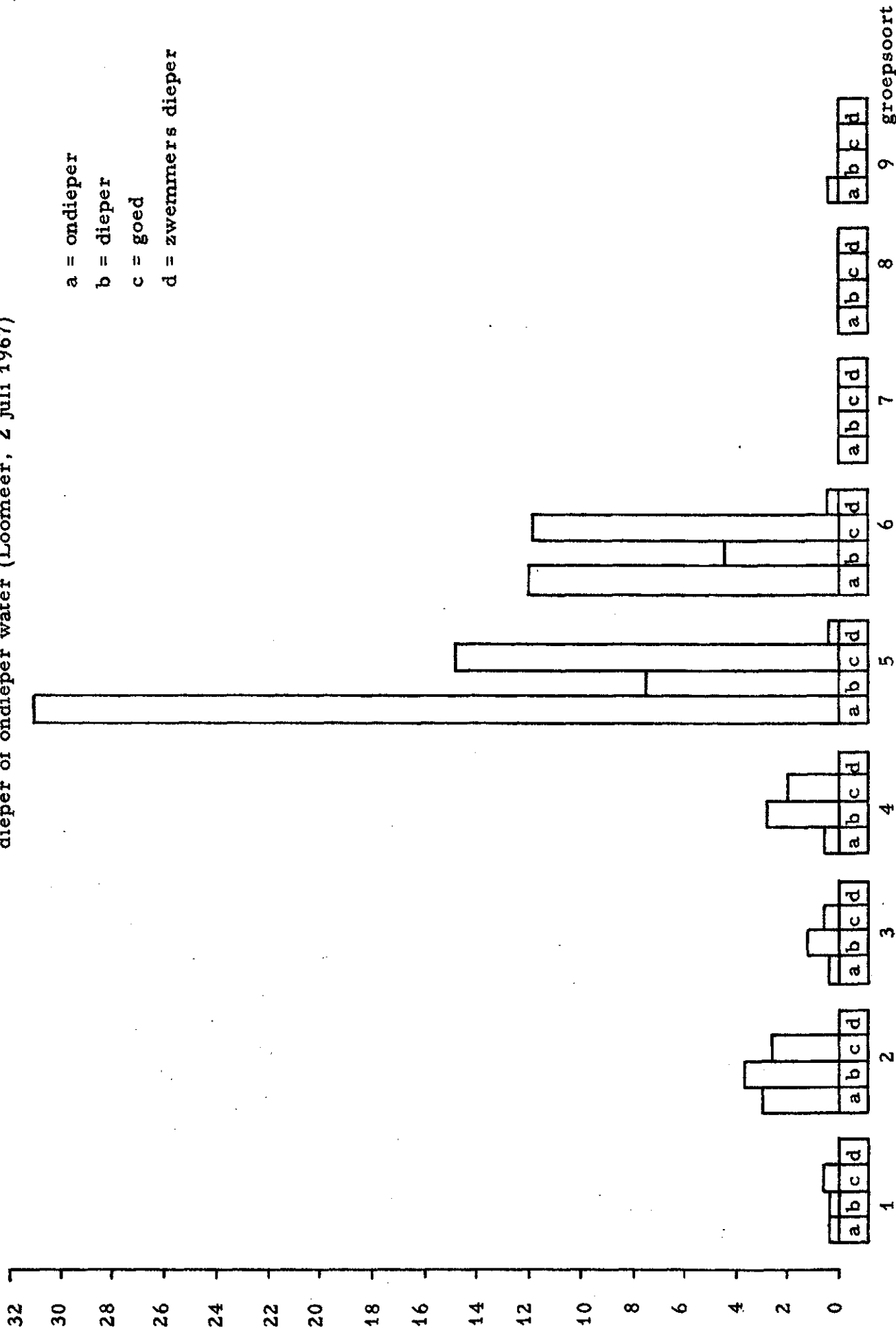
- a = ondieper
- b = dieper
- c = goed
- d = ouderen dieper
- e = zwemmers dieper

% van totaal geën-
quêteerde mensen



% van totaal aantal groepen

Figuur 52. Groepsoort \longleftrightarrow 4 antwoorden op de vraag dieper of ondieper water (Loomeer, 2 juli 1967)

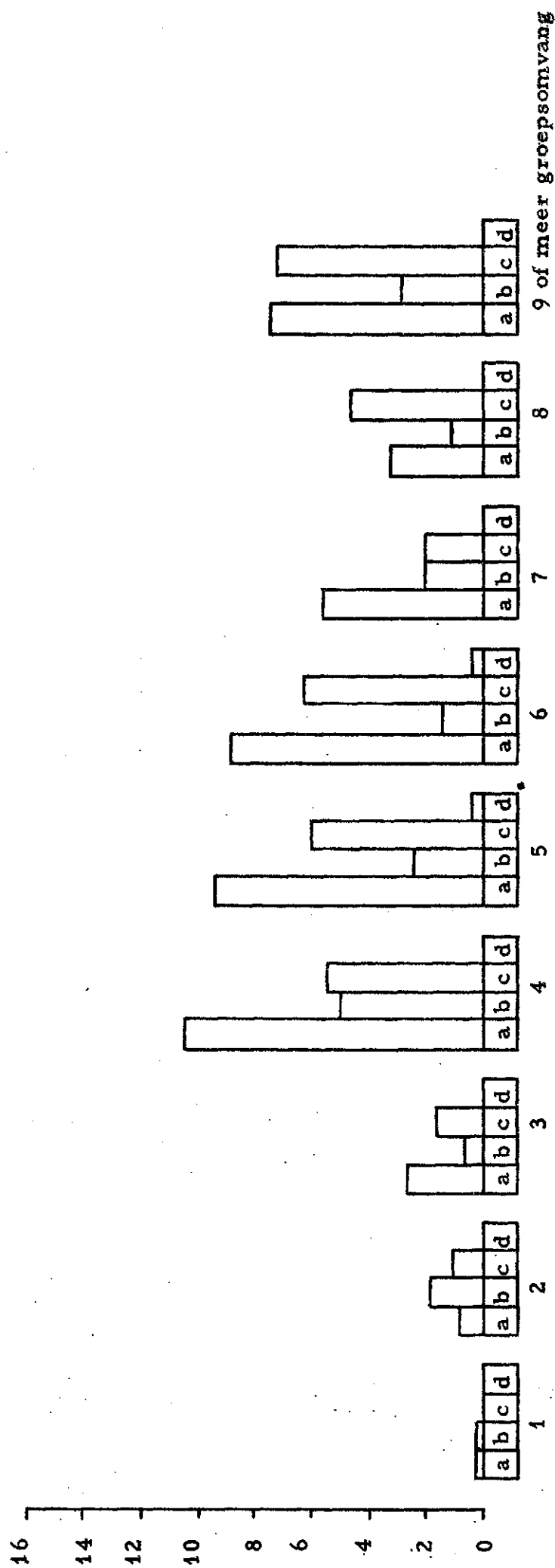


- a = ondieper
- b = dieper
- c = goed
- d = zwemmers dieper

Figuur 53. Groepsomvang \longleftrightarrow 4 antwoorden op de vraag dieper of ondieper water (Loomeer, 2 juli 1967)

a = ondieper
 b = dieper
 c = goed
 d = zwemmers dieper

% van totaal geën-
 queteerde mensen






The first part of the document discusses the importance of maintaining accurate records of all transactions. It emphasizes that every entry should be supported by a valid receipt or invoice. This ensures transparency and allows for easy verification of the data.

In the second section, the author outlines the various methods used to collect and analyze the data. This includes both primary and secondary data collection techniques. The primary data was gathered through direct observation and interviews with key stakeholders. Secondary data was obtained from existing reports and databases.

The third section details the statistical analysis performed on the collected data. Various tests were conducted to determine the significance of the findings. The results indicate a strong correlation between the variables studied, suggesting that the observed trends are not merely coincidental.

Finally, the document concludes with a series of recommendations based on the research findings. These suggestions are aimed at improving the efficiency of the processes and addressing the identified challenges. It is hoped that these measures will lead to a more streamlined and effective operation.

Figuur 54. Groepsoort \leftarrow 5 antwoorden op de vraag dieper of ondieper water (Ieberenplas, 2 juli 1967)



1. The first part of the document is a list of names and titles.

2. The second part of the document is a list of names and titles.

3. The third part of the document is a list of names and titles.

4. The fourth part of the document is a list of names and titles.

5. The fifth part of the document is a list of names and titles.

6. The sixth part of the document is a list of names and titles.

7. The seventh part of the document is a list of names and titles.

8. The eighth part of the document is a list of names and titles.

9. The ninth part of the document is a list of names and titles.

10. The tenth part of the document is a list of names and titles.

11. The eleventh part of the document is a list of names and titles.

12. The twelfth part of the document is a list of names and titles.

13. The thirteenth part of the document is a list of names and titles.

14. The fourteenth part of the document is a list of names and titles.

15. The fifteenth part of the document is a list of names and titles.

16. The sixteenth part of the document is a list of names and titles.

17. The seventeenth part of the document is a list of names and titles.

18. The eighteenth part of the document is a list of names and titles.

19. The nineteenth part of the document is a list of names and titles.

20. The twentieth part of the document is a list of names and titles.

21. The twenty-first part of the document is a list of names and titles.

22. The twenty-second part of the document is a list of names and titles.

23. The twenty-third part of the document is a list of names and titles.

24. The twenty-fourth part of the document is a list of names and titles.

25. The twenty-fifth part of the document is a list of names and titles.

26. The twenty-sixth part of the document is a list of names and titles.

27. The twenty-seventh part of the document is a list of names and titles.

28. The twenty-eighth part of the document is a list of names and titles.

29. The twenty-ninth part of the document is a list of names and titles.

30. The thirtieth part of the document is a list of names and titles.

31. The thirty-first part of the document is a list of names and titles.

32. The thirty-second part of the document is a list of names and titles.

33. The thirty-third part of the document is a list of names and titles.

34. The thirty-fourth part of the document is a list of names and titles.

35. The thirty-fifth part of the document is a list of names and titles.

36. The thirty-sixth part of the document is a list of names and titles.

37. The thirty-seventh part of the document is a list of names and titles.

38. The thirty-eighth part of the document is a list of names and titles.

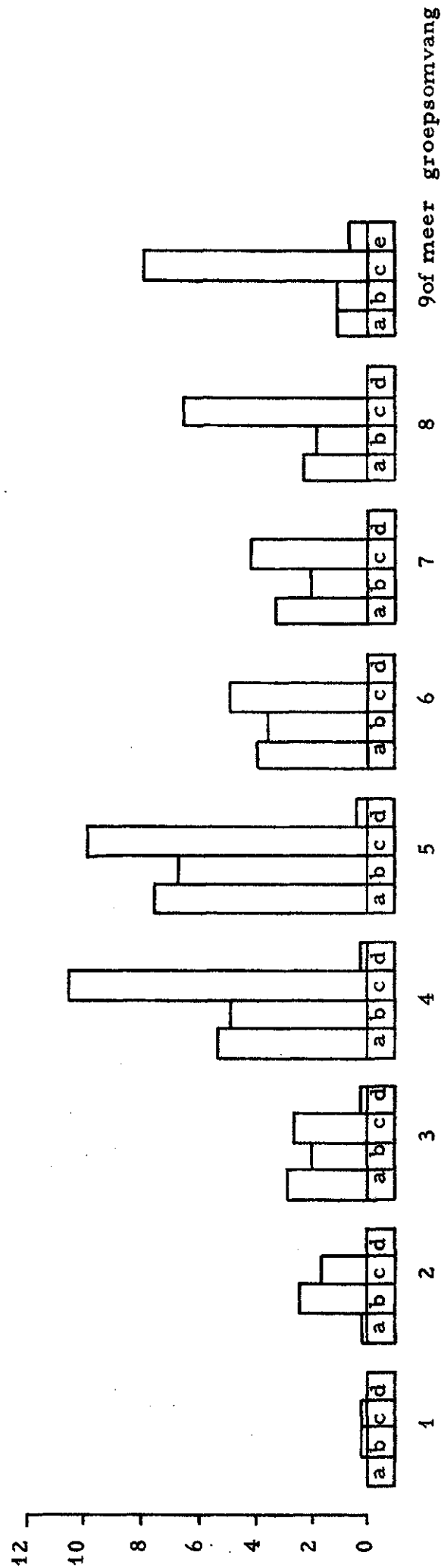
39. The thirty-ninth part of the document is a list of names and titles.

40. The fortieth part of the document is a list of names and titles.

Figuur 55. Groepsomvang \longleftrightarrow 5 antwoorden op de vraag dieper of ondieper water (Ieberenplas, 2 juli 1967)

- a = ondieper
- b = dieper
- c = goed
- d = ouderen dieper
- e = zwemmers dieper

% van totaal geën-
quêteerde mensen



Figuur 56. Groepsoort \longleftrightarrow 5 antwoorden op de vraag dieper of ondieper water (Hemelrijk, 2 juli 1967)

% van totaal
aantal groepen

- a = ondieper
- b = dieper
- c = goed
- d = ouderen dieper
- e = zwemmers dieper

