

CABO Publ. nr. 180
Wageningen

Physiological aspects of increased CO₂ concentration

by H. van Keulen, H. H. van Laar, W. Louwerse and J. Goudriaan

Centre for Agrobiological Research, Wageningen (The Netherlands), and Theoretical Production Ecology, Agricultural University, Wageningen (The Netherlands)

Introduction

The massive use of fossil fuels, to satisfy the energy demands of the industrialized world, leads to the emission of a large amount of C compounds into the atmosphere. Recent estimates place the amount at about 5×10^9 t of C per year. The release of C from soil organic material, following the conversion of forest lands to either grassland or arable land by deforestation in large scale reclamation activities and

by shifting cultivation, could be equally important, but there is a continual debate on the magnitude of this source.

Estimates based on soil properties, climatic conditions and changes in land use, lead some authors to figures as high as 5×10^9 t of C released annually from the soil (Buringh, 1979), whereas others claim losses around 1×10^9 t (Loomis, 1979).

Most of the C is released in the form of CO₂. Part of

this, it is not certain how much, is absorbed by the oceans, while the remainder leads to increased concentrations of it in the earth's atmosphere.

CO₂ also plays a vital role in the maintenance of human and animal life on earth since these depend on the ability of autotrophic green plants to produce organic material from CO₂, water, nitrogen and mineral nutrients, through the use of the sun's energy. In the light of possible changes in atmospheric CO₂, the influence of the atmospheric CO₂ concentration on the rate of formation of organic compounds is an important subject. Conflicting evidence on its effect is reported in the literature, apparently resulting from different behavior of different plant species under varying environmental conditions.

In this contribution, the quantitative consequences of various plant strategies towards changing external CO₂ concentrations will be considered.

Exchange processes

The formation of organic compounds by plants by photosynthesis and subsequent transformations requires a supply of the inorganic constituents used. Water, nitrogen and mineral nutrients are primarily taken up from the soil, or the nutrient solution in which the plant is placed, and enter it through its root system. CO₂, however, is supplied by the atmosphere and exchange takes place through the stomata. This contact with the atmosphere, necessary to maintain an influx of CO₂, results at the same time in an efflux of water vapour from the water saturated walls of the substomatal cavities. Transpiration and photosynthesis of plants are therefore directly linked and both processes may be considered simultaneously. The exchange of gases between the atmosphere and the substomatal cavity is a diffusion process, governed by the difference in concentrations between the outside air and that in the stomatal cavity and by the diffusion resistance along this pathway. The latter consists of 2 components: a) the resistance of a laminar layer, situated directly above the leaf surface and b) the stomatal resistance. The laminar resistance is a function of the dimensions of the leaf and the windspeed near its surface, typical values ranging between 2 and 50 sec m⁻¹. Stomatal resistances as dictated by the degree of aperture are of the order of 100–300 sec m⁻¹ and constitute, therefore, the major hindrance to the exchange of the gases.

Stomatal resistance may be controlled by the internal water status of the plant. Where water is limiting, stomata close thus reducing the rate of transpirational loss. Direct effects of air humidity on stomatal resistance have also been reported (Lange et al., 1971) although light intensity seems to be the main variable controlling the day and night rhythm of opening and closing (Kuiper, 1961). Recent experimental evidence (Raschke, 1975; Goudriaan and van Laar, 1978a)

suggests that in a number of cases stomatal resistance is dictated by the CO₂ concentration in the substomatal cavity and hence by the rate of CO₂ assimilation.

Carbon dioxide

The rate of CO₂ assimilation by an individual leaf at low irradiance is determined by the radiant energy available for the formation of energy-carrying substances. With high irradiance, energy is abundantly available and the rates of CO₂ diffusion and absorption become the limiting steps. CO₂-enrichment of the ambient air, resulting in an increased concentration gradient and enhanced diffusion, should then lead to higher assimilation rates. The results from measurements on sunflower leaves illustrate this fact (figure 1). The considerable success of CO₂ fertilization in the production of crops like cucumber and lettuce in glasshouses also indicates this.

Completely different behavior was found when maize was measured by an enclosure method (Louwerse and Eikhoudt, 1975) (figure 2) where the net assimilation rate remained constant above about 200 ppm CO₂ in the external air. This saturation type behavior is probably the result of CO₂-induced stomatal closure. Under certain conditions, plants regulate their stomatal resistance in such a way that the CO₂ concentration inside the stomatal cavity remains approximately constant.

Increased CO₂ diffusion rates, due to higher concentration gradients, produce partial stomatal closure which prevents CO₂-enrichment inside the stomatal cavity. The consequence of course is that the net

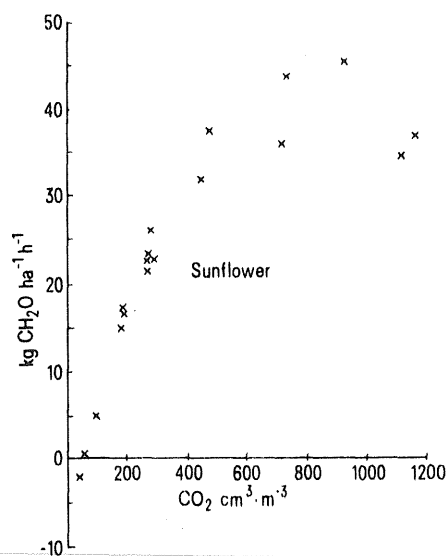


Fig. 1. The relation between net CO₂ assimilation of single sunflower leaves expressed in kg CH₂O ha⁻¹ h⁻¹ and the CO₂ concentration in the ambient air.

assimilation rate remains constant, while the rate of transpiration decreases as a result of the higher diffusion resistance. Where this type of regulation occurs, the internal CO_2 concentration is fixed near 120 ppm, in plants with the C4-photosynthetic pathway, and near 210 ppm in plants of the C3-type (Goudriaan and van Laar, 1978a).

A type of stomatal behavior intermediate between the 2 mentioned above has been reported for different plant species. In those plants, CO_2 -enrichment of the external air leads to both increased net assimilation and a partial closure of the stomata (Raschke, 1975; Goudriaan and van Laar, 1978a). The plants then react in such a way that a constant proportionality is maintained between the CO_2 concentration in the ambient air and that in the stomatal cavity (figure 3). Again there is a difference between C3- and C4-plants, the former stabilizing the internal concentration about 0.7 times the external one, the latter about 0.4 times (Goudriaan and van Laar, 1978a).

The types of stomatal reaction to increased CO_2 concentration in the ambient air (and possibly more intermediate situations) described above have been reported for different plant species grown under identical conditions (Goudriaan and van Laar, 1978a), and for the same plant species grown under different conditions (Louwerse, 1980; Goudriaan and van Keulen, 1979). It is beyond the scope of this paper to speculate on the possible mechanisms that underly these differences. But it is of interest to examine their influence on assimilation and transpiration.

The effect of different CO_2 concentrations on assimilation, transpiration and water-use efficiency of crops

Method. The influence of differences in CO_2 concentration of the ambient air on crop performance is difficult to assess experimentally. Dynamic computer simulation models of crop growth that have been duly validated may be used for this purpose, by carrying

out simulation experiments. The simulation model for daily photosynthesis and transpiration described by de Wit et al. (1978) was used for this study. However, their description of stomatal behavior given in the published version (which assumed a constant internal CO_2 concentration) was replaced in subsequent runs by the situation where the stomata were assumed to be fully open during daytime and completely closed during nighttime (absence of any regulation), or where a fixed proportionality was assumed between external and internal CO_2 concentration (see appendix). Runs were carried out for C3-plants, using wheat as an example, and for C4-plants using data representing maize (table 4). As a 'standard' day, the 21st of June was used, with a maximum and minimum temperature of 27.8 °C and 10.8 °C respectively, a water vapour pressure of 17.5 mbar and a windspeed of 1.2 m sec⁻¹. The parameters used for the description of stomatal behavior, were those given in the previous section.

A canopy with a leaf area index of 4, representative of a mature crop, was assumed, while both completely clear and completely overcast days were examined (Goudriaan and van Laar, 1978b). The external CO_2 concentrations assumed in the model were the present level of 330 ppm, and a level of 430 ppm which may be reached within the foreseeable future. To evaluate the influence of canopy water status, runs were made assuming a young active root system or an old suberized one.

Results and discussion. In table 1, the values for total daily net assimilation and total daily transpiration, both over a 24-h period, and their ratios are given for 3 latitudes and 2 external CO_2 concentrations for a canopy with C3-type photosynthesis. The same data are presented in table 2 for a canopy with a C4-type photosynthesis. The transpiration/assimilation ratio is used here as a measure for water-use efficiency to avoid difficulties associated with the conversion of primary photosynthates into structural plant material.

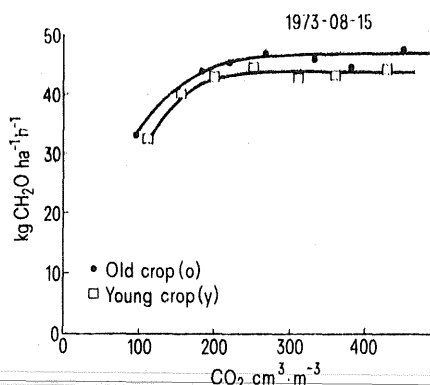


Fig. 2. The relation between net CO_2 assimilation expressed in $\text{kg CH}_2\text{O ha}^{-1} \text{h}^{-1}$ and the CO_2 concentration in the ambient air for a young (y) and an old (o) maize crop as measured in crop enclosures (van Laar et al., 1977).

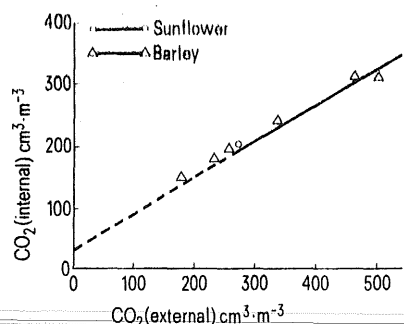


Fig. 3. The relation between the internal CO_2 concentration and the CO_2 concentration in the ambient air for sunflower and barley as measured in crop enclosures (Louwerse, 1980).

As an approximation, the water-use efficiency in terms of dry matter may be found by assuming an average conversion efficiency of 0.7 (Penning de Vries, 1974). The absolute values found in the presence of stomatal regulation and normal external CO_2 concentration of $\pm 90 \text{ kg H}_2\text{O kg}^{-1}$ (dry matter) for C3-plants and ± 60 for C4-plants are very low when compared with values normally reported. Comparison of measured rates of CO_2 assimilation and transpiration in the field with those predicted by the model (de Wit et al., 1978) support, however, the conclusion that under certain conditions such values are realistic.

The data show firstly that the net assimilation rate of C4-plants exceeds that of C3-plants under favourable conditions of temperature and irradiance, but that potential hardly expresses itself under low light. Under such conditions, however, the daily transpiration of C4-plants is substantially lower since at these low assimilation rates the lower internal CO_2 concentration of the C4 species permits further closure of the stomata. The water-use efficiency of plants of this type is therefore substantially higher over the full range of irradiances (de Wit and Alberda, 1961; Downes, 1969). There is in fact very little difference

Table 1. Simulated values of total daily net CO_2 assimilation, total daily transpiration and their ratios for a C3-canopy of $\text{LAI}=4$, growing at different latitudes on completely clear and completely overcast days at 2 levels of external CO_2 concentration

Latitude north			Internal CO_2 concentration fixed			Constant proportionality between external and internal CO_2 concentrations			Non-regulating stomata		
			Total daily net assimilation ($\text{kg CO}_2 \cdot \text{ha}^{-1} \text{ day}^{-1}$)	Total daily transpiration ($\text{mm} \cdot \text{day}^{-1}$)	Transpiration/ assimilation ratio ($\text{kg H}_2\text{O} \cdot \text{kg CO}_2^{-1}$)	Total daily net assimilation ($\text{kg CO}_2 \cdot \text{ha}^{-1} \text{ day}^{-1}$)	Total daily transpiration ($\text{mm} \cdot \text{day}^{-1}$)	Transpiration/ assimilation ratio ($\text{kg H}_2\text{O} \cdot \text{kg CO}_2^{-1}$)	Total daily net assimilation ($\text{kg CO}_2 \cdot \text{ha}^{-1} \text{ day}^{-1}$)	Total daily transpiration ($\text{mm} \cdot \text{day}^{-1}$)	Transpiration/ assimilation ratio ($\text{kg H}_2\text{O} \cdot \text{kg CO}_2^{-1}$)
10	Clear	330	659	4.2	64.2	672	4.6	68.2	771	8.0	104.2
	Overcast	-	298	1.9	62.7	304	2.2	73.0	408	7.0	172.9
30	Clear	-	753	4.8	64.3	769	5.2	68.1	873	8.5	97.2
	Overcast	-	330	2.0	61.8	337	2.4	72.2	450	7.3	162.0
50	Clear	-	785	5.0	63.2	803	5.4	67.0	919	9.2	100.0
	Overcast	-	329	2.1	63.2	335	2.5	73.5	453	8.0	177.2
10	Clear	430	663	2.6	39.8	805	4.2	52.3	942	8.0	82.5
	Overcast	-	298	1.2	40.3	317	1.9	58.9	456	7.0	154.5
30	Clear	-	759	3.0	39.8	927	4.8	52.2	1073	8.5	82.5
	Overcast	-	330	1.3	39.1	352	2.0	57.6	503	7.3	144.6
50	Clear	-	791	3.1	39.1	959	5.0	51.7	1122	9.2	81.8
	Overcast	-	329	1.3	40.7	348	2.1	59.2	502	8.0	159.4

Table 2. Simulated values of total daily net CO_2 assimilation, total daily transpiration and their ratios, for a C4-canopy of $\text{LAI}=4$, growing at different latitudes on completely clear and completely overcast days, at 2 levels of external CO_2 concentration

Latitude north			Internal CO_2 concentration fixed			Constant proportionality between external and internal CO_2 concentrations			Non-regulating stomata		
			Total daily net assimilation ($\text{kg CO}_2 \cdot \text{ha}^{-1} \text{ day}^{-1}$)	Total daily transpiration ($\text{mm} \cdot \text{day}^{-1}$)	Transpiration/ assimilation ratio ($\text{kg H}_2\text{O} \cdot \text{kg CO}_2^{-1}$)	Total daily net assimilation ($\text{kg CO}_2 \cdot \text{ha}^{-1} \text{ day}^{-1}$)	Total daily transpiration ($\text{mm} \cdot \text{day}^{-1}$)	Transpiration/ assimilation ratio ($\text{kg H}_2\text{O} \cdot \text{kg CO}_2^{-1}$)	Total daily net assimilation ($\text{kg CO}_2 \cdot \text{ha}^{-1} \text{ day}^{-1}$)	Total daily transpiration ($\text{mm} \cdot \text{day}^{-1}$)	Transpiration/ assimilation ratio ($\text{kg H}_2\text{O} \cdot \text{kg CO}_2^{-1}$)
10	Clear	330	874	3.6	41.7	916	3.9	43.0	1185	9.6	81.4
	Overcast	-	321	1.3	39.6	324	1.3	41.0	464	7.9	171.2
30	Clear	-	1008	4.2	42.0	1057	4.6	43.2	1362	10.3	75.8
	Overcast	-	356	1.4	38.4	360	1.45	40.2	514	8.2	160.3
50	Clear	-	1039	4.3	41.1	1087	4.6	42.4	1408	11.0	78.5
	Overcast	-	351	1.4	39.6	354	1.45	40.9	506	9.0	178.3
10	Clear	430	874	2.7	31.3	1028	3.5	34.4	1400	9.6	68.7
	Overcast	-	321	1.0	30.5	332	1.1	34.0	503	7.9	158.0
30	Clear	-	1008	3.2	31.5	1189	4.1	34.6	1615	10.3	63.7
	Overcast	-	356	1.1	29.7	369	1.2	33.0	558	8.2	147.5
50	Clear	-	1039	3.2	30.9	1217	4.1	34.0	1661	11.0	66.4
	Overcast	-	351	1.1	30.7	362	1.2	34.3	547	9.0	164.9

between the tropical (10° NL) and temperate regions (50° NL) both in terms of total net assimilation and in terms of daily transpiration. A somewhat higher radiation level on completely clear days and a better light distribution, due to more daylight hours, results in both higher assimilation and higher transpiration rates farther north, and no change in the transpiration/assimilation ratio.

The effect of differences in stomatal behavior on crop performance shows up dramatically with both photosynthetic pathways: absence of CO₂-induced regulation leads to higher net assimilation rates accompanied, however, with an even greater proportional increase in transpiration rate, resulting in an increase of the transpiration/assimilation ratio by about 60%. The calculated transpiration rates in the absence of regulation are very high, amounting to between 60 and 70% of the total global radiation. It should, however, be borne in mind that they were obtained under the following assumptions:

a) Transport of moisture in the soil towards the root system and through the plant were nonlimiting. If such high rates were encountered under field conditions, it is likely that transport would be rate-limiting

and the plants would suffer from moisture shortage at least during part of the day, leading to stomatal closure and reduced assimilation and transpiration.

b) All stomata over the entire canopy profile are fully open in the daytime, while in most cases some regulation occurs, so that the stomata of the lower leaves are likely to be more closed.

c) There is no feedback to the microclimate inside the canopy. Transport out of the canopy could in the field become a limiting factor (Goudriaan, 1977).

The effect of increased CO₂ concentration in the external air depends completely on the assumed stomatal behavior. When indeed CO₂-governed stomatal regulation is present, increased CO₂ concentration in the air hardly influences net assimilation rate, but it leads to considerably reduced transpiration rates and hence to a much more favorable transpiration/assimilation ratio. The difference between the situation with a fixed internal CO₂ concentration and that with a constant ratio between external and internal concentrations increases at higher CO₂ levels. The proportionality leads to substantially higher internal CO₂ concentrations in the latter case. It is obvious that the 'blessing' is shared here between

Table 3. Simulated values of total daily net CO₂ assimilation, total daily transpiration and their values for a C4-canopy of LAI=4, at different latitudes on clear days, at 2 levels of external CO₂ concentration, under water stress

Latitude north		Internal CO ₂ -concentration fixed			Constant proportionality between external and internal CO ₂ concentrations			Non-regulating stomata		
		Total daily assimilation (kg CO ₂ · ha ⁻¹ · day ⁻¹)	Total daily transpiration (mm · day ⁻¹)	Transpiration/assimilation ratio (kg H ₂ O · kg CO ₂ ⁻¹)	Total daily assimilation (kg CO ₂ · ha ⁻¹ · day ⁻¹)	Total daily transpiration (mm · day ⁻¹)	Transpiration/assimilation ratio (kg H ₂ O · kg CO ₂ ⁻¹)	Total daily assimilation (kg CO ₂ · ha ⁻¹ · day ⁻¹)	Total daily transpiration (mm · day ⁻¹)	Transpiration/assimilation ratio (kg H ₂ O · kg CO ₂ ⁻¹)
10	Clear 330	810	3.3	40.6	822	3.4	41.0	859	5.4	62.6
30	Clear 330	929	3.8	40.6	942	3.9	42.0	982	5.8	58.8
50	Clear 330	988	4.0	40.2	1005	4.1	40.9	1062	6.55	61.7
10	Clear 430	873	2.7	31.4	960	3.2	33.0	1032	5.4	52.3
30	Clear 430	1004	3.15	31.4	1105	3.65	33.0	1185	5.8	48.9
50	Clear 430	1039	3.2	30.9	1164	3.8	32.9	1272	6.6	51.6

Table 4. Characteristics of the most important variables used to calculate photosynthesis and transpiration

Variable	Description	C3 plant	C4 plant	Unit
EFF	Efficiency of CO ₂ -assimilation derivative of CO ₂ -assimilation versus absorbed visible radiation	0.5	0.5	kg CO ₂ ha ⁻¹ h ⁻¹ J ⁻¹ m ² sec
PROP	EFF at saturating internal CO ₂ concentration	0.98	0.917	kg CO ₂ ha ⁻¹ h ⁻¹ J ⁻¹ m ² sec
RCO2IM	Maximum internal CO ₂ concentration	210	120	ppm
CO2C	CO ₂ compensation point	50	10	ppm
CIEQ	Michaelis-Menton constant for internal CO ₂ concentration, governing the efficiency	200	100	ppm
RMES	Mesophyll resistance for CO ₂ diffusion	274	107	sec m ⁻¹
RA	Resistance of boundary layer for heat	12	19	sec m ⁻¹
SRW _{minimum}	Minimum stomatal resistance for transpiration, as determined by water potential	125	70	sec m ⁻¹
WDL	Average width of leaves	0.02	0.05	m
DPL	Dissimilation rate of leaves that photosynthesize in daytime	0.2-1.2	0.2-1.2	kg CO ₂ ha ⁻¹ h ⁻¹

assimilation and transpiration. The former increases, especially at high radiation levels, whereas the latter decreases by about 10%. The result is again a decrease in the transpiration/assimilation ratio by about 25%. Where stomatal regulation is completely absent, the higher CO_2 concentration is completely reflected in increased net assimilation, transpiration being at its maximum value. Also in this case, the transpiration/assimilation ratio changes to more favorable values.

In situations where plants are under moisture stress, the stomatal opening is governed by the degree of dehydration of the plant, whatever its normal type of behavior. Both assimilation and transpiration are then affected. In table 3 some simulation results are summarized, obtained under the assumption that the conductivity of the root system was too low to allow unrestricted uptake of moisture from the soil. Under the influence of stomatal closure, the CO_2 concentration inside the stomatal cavity is lower than without water stress. The diffusion of CO_2 into the intercellular space is therefore higher at the same stomatal conductance. This situation thus leads to a somewhat lower transpiration/assimilation ratio, as was also observed by Lof (1976) in container experiments. The effects are strongest in the originally non-regulating situation and they are virtually identical at low and high external CO_2 concentrations. The differences in total daily assimilation and transpiration among the different types of stomatal behavior are due to the fact that the imposed moisture stresses are not of the same duration and degree in all types.

Conclusions

Effects of increased CO_2 assimilation in the atmosphere on plant performance, and through that on agricultural production cannot be described by one general rule. The crucial factor is the plant's stomatal behavior and that may be different for different species or under different environmental conditions. Where CO_2 -induced stomatal regulation is present, increased CO_2 concentration will result directly in lower daily rates of water loss, rather than in higher daily rates of production. This phenomenon may indirectly lead to higher production levels over the season under conditions where water is the main limiting factor for plant growth, since the available moisture is used more efficiently. Where CO_2 -induced stomatal regulation is absent, plants may benefit from higher CO_2 levels through increased assimilation rates, which can be maintained only, however, when the moisture supply can also be maintained at near-optimum levels. In that case, water is used with very low efficiencies.

The fact that in the same species regulation is found to be present to a greater or lesser extent justifies the expectation that the trait may be manipulated. This would suggest that either through plant breeding or

through management practices different properties could be induced for plants growing under different environmental conditions.

To much optimism with regard to the beneficial effects of increased CO_2 in the atmosphere seems unwarranted, however, since under natural conditions in many cases nutrient supply is the main limiting factor for primary production (van Keulen, 1977; Penning de Vries, 1978). That limitation will remain, whatever improvements in the momentary growth rates or water-use efficiencies may be achieved.

Appendix

In the published version of the simulation program used in this study (de Wit et al., 1978), stomatal behavior was described assuming full regulation at a constant internal CO_2 -concentration. In the framework of the present paper the model was adapted to handle also the non-regulating situation and the one in which a constant ratio between external and internal CO_2 concentration is maintained. The necessary changes are described below.

Description. Practically all the changes are in MACRO called TRPH (de Wit et al., 1978, p. 97) (the program will be found on p. 792).

The parameter REGPAR indicates whether regulation is assumed (+1) or not (-1). When it is assumed (+1) and the stomatal resistance is not governed by the moisture status of the canopy (SRW) the calculation proceeds as previously. If SRW is larger than the resistance calculated on the basis of the regulatory mechanism or the minimum resistance in the case of absence of regulation (SRESL), the latter is set equal to SRW (line 10). The total diffusion resistance for CO_2 is calculated next and the internal CO_2 concentration is obtained through a series of successive better approximations (lines 13 through 20). A first estimate (GCI) follows from the assumption that the assimilation is light-saturated, and diffusion rate and assimilation rate are equal. On the basis of this value the light-saturated assimilation rate (AM) and the initial light-use efficiency (EFFE) are recalculated. The net assimilation rate follows from these values and the level of irradiance (VIS). Next a new value for the internal CO_2 concentration is calculated (FCI) and the procedure is repeated until a preset accuracy criterion (ERROR) has been satisfied.

The distinction between a fixed internal CO_2 concentration and a constant ratio between internal and external CO_2 concentration is described in section 7.1. The line defining RCO2I now reads:

RCO2I=INSW (RGPARI, RIECO2*ECO2C, RCO2IM)

When RGPARI equals -1, a constant ratio is assumed, whereas a fixed concentration results for RGPARI = +1.

```

01 MACRO TEHL, TSHL, AVTCP, NCRL=TRPH(VIS, NIR, LWR, AREA)
02     ABSRAD=VIS+NIR+LWR
03     IF (REGPAR.LT.1) GOTO 600
04     EVA =AMIN1 (EFF*VIS/AMAX,46.)
05 *     PREVENTS UNDERFLOW
06     NCRIL =(AMAX+DPL)*(1.-EXP(-EVA) )-DPL
07     SRESL = (68.4*(ECO2C-RCO2I)-RA*1.32*NCRIL)/AMAX1(0.001,NCRIL)/1.66
08     IF (SRESL.GT.SRW.OR.SRESL.LT.0.) GO TO 700
09 600 CONTINUE
10     SRESL = SRW
11     TSR=1.66*SRESL+RA*1.32
12     GCI=(ECO2C/TSR+CO2C/RMES)/(1./RMES+1./TSR)
13     ESTIM=AMIN1(1., (100./SRW)**2)
14     CI=IMPL(GCI,ERROR,FCI)
15     AM=(CI-CO2C)*68.4/RMES
16     EFFE=PROP*CI/(CI+CIEQ)
17     EVAE=AMIN1(EFFE*VIS/AM,46.)
18     NCRIL=(AM+DPL)*(1.-EXP(-EVAE))-DPL
19     FFCI=ECO2C-TSR/68.4*NCRIL
20     FCI=CI+(FFCI-CI)*ESTIM
21 700 SRES =AMIN1 (RESCW,SRESL)
22     ENP =0.3*NCRIL
23     EHL =(SLOPE*(ABSRAD-ENP)+DRYP)/(PSCH*(RA*0.93+SRES)/RA+SLOPE)
24     SHL = ABSRAD-EHL-ENP
25     TL =TA+SHL*RR
26     TEHL =TEHL +AREA*EHL
27     TSHL =TSHL +AREA*SHL
28     AVTCP =AVTCP+AREA*TL
29     NCRL =NCRL +AREA*NCRIL
30 ENDMAC

```

Finally the non-regulating situation is defined by the value of the minimum stomatal resistance (70 sec m⁻¹ for C4-plants, 125 sec m⁻¹ for C3-plants) and that of SRW which assumes a very high value at night and is governed by the crop water status in daytime.

The description presented here implies that the values of the light saturated assimilation rate, AMAX, and the initial light use efficiency, EFF, defined in section

7.1 of the program are obtained from measurements on leaves with regulating stomata. Therefore transpiration rates should be measured concurrently with the determination of the photosynthesis-light response curve, so that the internal CO₂ concentration can be calculated (Goudriaan and van Laar, 1978a). The measured values of AMAX and EFF can then be adapted when conditions other than the assumed ones occur.

References

- Adams, J.A.S., Mantovani, M.S.M., and Lundell, L.L., 1977. Wood versus fossil fuel as a source of excess carbon dioxide in the atmosphere: a preliminary report. *Science* 196, 54-56.
- Ajayi, G.L., Ketner, P., and Duvigneaud, P., 1979. Terrestrial primary production and phytomass, in: *The global carbon cycle*, p. 129-181. Ed. B. Bolin, E.T. Degens, S. Kempe and P. Ketner. Wiley, New York.
- Aubréville, A.M.A., 1947. The disappearance of the tropical forests of Africa. *Unasylva* 1, 5-11.
- Augustsson, T., and Ramanathan, V., 1977. A radiative-convective model study of the CO₂ problem. *J. Atmos. Sci.* 34, 448-451.
- Bacastow, R.B., 1976. Modulation of atmospheric carbon dioxide by the southern oscillation. *Nature* 261, 116-118.
- Bacastow, R.B., and Keeling, C.D., 1973. Atmospheric carbon dioxide and radiocarbon in the natural carbon cycle: II. changes from A.D. 1700 to 2070 as deduced from a geochemical model, in: *Carbon and the biosphere*, p. 86-134. Ed. G.M. Woodwell and E.V. Pecan. USAEC CONF 720510, NTIS, Springfield, Va.
- Bach, W., 1976. Global air pollution and climatic change. *Rev. Geophys. Space Phys.* 14, 429-474.
- Bach, W., 1978. The potential consequences of increasing CO₂ levels in the atmosphere, in: *Carbon dioxide, climate and society*, p. 141-168. Ed. J. Williams. Pergamon Press, Oxford.
- Bach, W., 1979a. Short-term climatic alterations caused by human activities: status and outlook. *Progr. Phys. Geogr.* 3, 55-83.
- Bach, W., 1979b. Klimaänderung durch Energiewachstum? *Brennstoff-Wärme-Kraft* 31, 49-56.
- Bach, W., 1980. Impact of increasing atmospheric CO₂ concentrations on global climate: Potential consequences and corrective measures. *Environment International*.
- Bach, W., Manshard, W., Matthews, W.H., and Brown, H., 1979b. Renewable energy prospects. *Energy* 4, 711-1021.
- Bach, W., Pankrath, J., and Kellogg, W.W., 1979a. Man's impact on climate, 327 p. Elsevier, Amsterdam.
- Baer, Jr., C.F., Goeller, H.E., Olson, J.S., and Rotty, R.M., 1977. The global carbon dioxide problem. *Am. Scientist* 65, 310-320.
- Barry, R.G., 1978. Cryospheric responses to a global temperature increase, in: *Carbon dioxide, climate and society*, p. 169-180. Ed. J. Williams. Pergamon Press, Oxford.
- Baumgartner, A., and Reichel, E., 1975. *Die Weltwasserbilanz - The world water balance*. Oldenbourg, München.
- Bazilevich, N.I., 1974. Energy flow and biogeochemical regularities of the main world ecosystems, in: *Structure, functioning and management of ecosystems*, p. 182-186. Ed. A.J. Cavé. Proc. 1st Int. Congress Ecology, Wageningen (Pudoc).
- Bazilevich, N.I., Rodin, L.Ye, and Rozov, N.N., 1971. Geographical aspects of biological productivity. *Soviet Geography: Review and Translation* 12, 292-317.
- Benci, J.F., Runge, E.C.A., Dale, R.F., Duncan, W.G., Curry, R.B., and Schaall, L.A., 1975. Effects of hypothetical climatic change on production and yield of corn, in: *CIAP*, 4-3 to 4-36, Dept. of Transportation, Washington, D.C.
- Bertalanffy, L.v., 1940. *Der Organismus als physikalisches System betrachtet*. *Naturwissenschaften* 28, 521.
- Björkman, O., 1979. Response of the biota to increased carbon dioxide. *Research Program Development Paper for ERDA*, 1-28. Stanford, California.
- Björkström, A., 1979a. A model of CO₂ interaction between atmosphere, oceans and land biota, in: *The global carbon cycle*, SCOPE 13, p. 403-458. Ed. B. Bolin, E.T. Degens, S. Kempe and P. Ketner. Wiley, New York.
- Björkström, A., 1979b. Man's global redistribution of carbon. *Ambio* 8, 254-259.
- Bohn, H.L., 1976. Estimates of organic carbon in world soils. *Soil Sci.* 40, 468-470.
- Bolin, B., 1970. The carbon cycle, *Scient. Am.* 223, 124-132.
- Bolin, B., 1977. Changes of land biota and their importance for the carbon cycle. *Science* 196, 613-615.
- Bolin, B., and Bischof, W., 1970. Variations of the carbon dioxide content of the northern hemisphere. *Tellus* 22, 431-442.
- Bramryd, T., 1979. The effects of man on the biogeochemical cycle of carbon in terrestrial ecosystems, in: *The global carbon cycle*, SCOPE 13, p. 183-218. Ed. B. Bolin, E.T. Degens, S. Kempe and P. Ketner. Wiley, New York.
- Brewer, P.G., Spencer, P.W., Biscaye, P.E., Hanley, A., Sachs, P.L., Smith, C.L., Kadar, S., and Fredericks, J., 1976. The distribution of particulate matter in the Atlantic ocean. *Earth Planet. Sci. Lett.* 32, 393-402.
- Broecker, W.S., 1974. *Chemical oceanography*. New York.
- Broecker, W.S., and Li, Y.-H., 1970. Interchange of water between the major oceans. *J. geophys. Res.* 75, 3545-3552.
- Broecker, W.S., and Peng, T.-H., 1974. Gas exchange rates between air and sea. *Tellus* 26, 21-35.
- Broecker, W.S., Takahashi, T., Simpson, H.J., and Peng, T.-H., 1979. Fate of fossil fuel carbon dioxide and the global carbon budget. *Science* 206, 409-418.
- Brown, C.W., and Keeling, C.D., 1965. The concentration of atmospheric carbon dioxide in Antarctica. *J. geophys. Res.* 70, 6077-6085.
- Bruevich, S.V., and Ivanenkov, V.N., 1971. Problems of the chemical balance of the world oceans. *Okeanologiya* 11, 835-841, quoted in De Voors, 1979.
- Brünig, E.F., 1977. The tropical rain forest - a wasted asset or an essential biospheric resource? *Ambio* 6, 187-191.
- Bryson, R.A., 1975. Cultural sensitivity to environmental change, in: *Some cultural and economic consequences of climatic change*, IES Rpt. 60, Madison, WS.
- Budd, W.F., 1975. A first simple model for periodically self-surging glaciers. *J. Glaciol.* 14, 3-22.
- Budyko, M.I., 1966. Polar ice and climate, in: *Proc. Symp. Arctic heat budget and atmospheric circulation*. Ed. J.O. Fletcher. RM-5233-NSF, 3-22, Rand Corp., Santa Monica.
- Budyko, M.I., 1969. The effect of solar radiation variations on the climate of the earth. *Tellus* 21, 611-619.
- Bundesanstalt für Geowissenschaften und Rohstoffe, 1976. *Die künftige Entwicklung der Energienachfrage und deren Deckung*. Hannover.
- Buringh, P., 1979. Decline of organic carbon in soils of the world. Presented at the SCOPE conference, Role of the terrestrial vegetation in the global carbon cycle, Woods Hole, May 6-11 (final version).
- Cess, R.D., 1976. Climate change: an appraisal of atmospheric feedback mechanisms employing zonal climatology. *J. Atmos. Sci.* 33, 1831-1843.
- Chervin, R.M., 1976. Variability of GCM climate simulation and statistical significance in GCM climatic change experiments. *Ann. Met.* 11, 209-213.
- Chervin, R.M., and Schneider, S.H., 1976. On determining the statistical significance of climate experiments with GCMs. *J. Atmos. Sci.* 33, 405-412.
- Choudhury, B., and Kukla, G., 1979. Impact of CO₂ on cooling of snow and water surfaces. *Nature* 180, 668-671.
- CIAP, 1975. Impacts of climatic change on the biosphere, CIAP Monograph 5, part 2. Climatic effects, climatic impact assessment program. Dept. of Transportation, Washington, D.C.
- Clawson, M., 1979. Forests in the long sweep of American history. *Science* 204, 1168-1174.
- Cowles, T.J., Barber, R.T., and Guillen, O., 1977. Biological consequences of the 1975 El Nino. *Science* 195, 285-287.
- Craig, H., 1971. The deep metabolism: oxygen consumption in abyssal ocean water. *J. geophys. Res.* 76, 5078-5086.
- Craig, H., and Weiss, R.F., 1970. The Geosecs 1969 intercalibration station: Introduction, hydrographic features, and total CO₂-O₂ relationships. *J. geophys. Res.* 75, 7641-7647.
- Cushing, D.H., 1976. The impact of climatic change on fish stocks in the North Atlantic. *Geogr. J.* 142, 217-227.
- Degens, E.T., and Kempe, S., 1978. CO₂'s history. Presented at the int. Symp. on the multi-media global monitoring of environmental pollution, Riga, USSR, 12-15 December.
- Degens, E.T., and Kempe, S., 1979. Heizen wir unsere Erde auf? *Bild der Wissenschaft* 8, 52-58.
- Degens, E.T., and Mopper, K., 1976. Factors controlling the redistribution and early diagnosis of organic material in marine sediments, in: *Chemical Oceanography*, vol. 6, p. 59-113. Eds. J.P. Riley and R. Chester. Academic Press, New York.
- Dickson, D., 1979. US scientists warn of environmental dangers from synthetic fuels. *Nature* 280, 181.
- Downes, R.W., 1969. Differences in transpiration rates between tropical and temperate grasses under controlled conditions. *Planta (Berl.)* 88, 261-273.
- Dyson, F.J., 1977. Can we control the carbon dioxide in the atmosphere? *Energy* 2, 287.
- Elliott, W.P., and Machta, L., 1978. An initial draft of a comprehensive plan for carbon dioxide research (unpublished manuscript).
- Flohn, H., 1978. Estimates of a combined greenhouse effect as background for a climatic scenario during global warming, in:

- Carbon dioxide, climate and society, p.227-237. Ed. J. Williams. Pergamon Press, Oxford.
- Flohn, H., 1979. Can climate history repeat itself? Possible climatic warming and the case of paleoclimatic warm phases, in: *Man's impact on climate*, p.15-28. Ed. W. Bach et al. Elsevier, Amsterdam.
- Freyer, H.D., 1978. Preliminary evaluation of past CO₂ increase as derived from ¹³C measurements in tree rings, in: *Carbon dioxide, climate and society*, p.69-77. Ed. J. Williams. Pergamon Press, Oxford.
- Freyer, H.D., 1979. On the ¹³C record in tree rings. Part I. ¹³C variations in northern hemispheric trees during the last 150 years. *Tellus* 31, 124-137.
- Freyer, H.D., to be published.
- Garrels, R.M., Mackenzie, F.T., and Hunt, C., 1973. Chemical cycles and the global environment. Kaufmann, Los Altos.
- Gates, W.L., 1979. The physical basis of climate, in: *Proc. World Climate Conf.*, Geneva, Feb. 12-23, 1979, p.112-131, WMO-No.537.
- Goodland, R.J.A., and Irwin, H.S., 1975. Amazon jungle: green hell to red desert? *Developments in Landscape Management and Urban Planning* 1, 1-155.
- Goudriaan, J., 1977. Crop meteorology: a simulation study, 249 p. Simulation monographs. Pudoc, Wageningen.
- Goudriaan, J., and Ajtay, G.L., 1979. The possible effects of increased CO₂ on photosynthesis, in: *The global carbon cycle*, p.237-249. Ed. B. Bolin, E.T. Degens, S. Kempe and P. Ketner. Wiley, New York.
- Goudriaan, J., and Keulen, H. van, 1979. The direct and indirect effect of nitrogen shortage on photosynthesis and transpiration in maize and sunflower. *Neth. J. agric. Sci.* 27, 227-234.
- Goudriaan, J., and Laar, H.H. van, 1978a. Relations between leaf resistance, CO₂ concentration and CO₂ assimilation in maize, beans, lalang grass and sunflower. *Photosynthetica* 12, 241-249.
- Goudriaan, J., and Laar, H.H. van, 1978b. Calculation of daily totals of the gross CO₂-assimilation of leaf canopies. *Neth. J. agric. Sci.* 26, 373-382.
- Green, K., and Wright, R., 1977. Field response of photosynthesis to CO₂ enhancement in Ponderosa pine. *Ecology* 58, 687-692.
- Griffith, E.D., and Clarke, A.W., 1979. World coal production. *Scient. Am.* 240, 28-37.
- Häfele, W., 1973. Hypotheticality and the new challenges. The pathfinder role of nuclear energy. IIASA RR-73-14. Laxenburg, Austria.
- Häfele, W., 1979. Global perspectives and options for long-range strategies, in: *Renewable energy prospects*. Energy 4, 745-760.
- Häfele, W., et al., 1976. Second status report of the IIASA project on energy systems 1975, p.1-23. RR-76-1. Laxenburg, Austria.
- Häfele, W., and Sassini, W., 1977. A future energy scenario presented at the 10th World Energy Conference, Istanbul, Turkey, September 19-23, 1977.
- Häfele, W., and Sassini, W., 1978. Resources and endowments, an outline on future energy systems. NATO Sci. Committee 20th Aniv. Comm. Conf. April 11-13, Brussels.
- Hall, C.A.S., Ekdahl, C.A., and Wartenberg, D.E., 1975. A fifteen-year record of biotic metabolism in the northern hemisphere. *Nature* 255, 136-138.
- Hampicke, U., 1979a. Man's impact on the earth's vegetation cover and its effects on carbon cycle and climate, in: *Man's impact on climate*, p.139-159. *Proc. int. Conf. Berlin*, June 14-16, 1978. Ed. W. Bach, J. Pankrath and W. Kellogg. Elsevier, Amsterdam.
- Hampicke, U., 1979b. Net transfer of carbon between the land biota and the atmosphere, induced by man, in: *The global carbon cycle*, p.219-236. Ed. B. Bolin, E.T. Degens, S. Kempe and P. Ketner. Wiley, New York.
- Hampicke, U., 1979c. Sources and sinks of carbon dioxide in terrestrial ecosystems. *Environment Int.*, in press.
- Hampicke, U., 1980. The role of the biosphere. Paper presented at the International Workshop on Energy-Climate Interactions, Münster, Germany, 3-7 March 1980, p.1-19, in press.
- Hampicke, U., and Bach, W., 1979. Die Rolle terrestrischer Ökosysteme im globalen Kohlenstoff-Kreislauf. Bericht im Auftrag des Umweltbundesamtes, Forschungs- und Entwicklungsvorhaben Nr. 10402513, p.1-153.
- Harris, W.F., Sollins, P., Edwards, N.T., Dinger, B.E., and Shugart, H.H., 1975. Analysis of carbon flow and storage in a temperate deciduous forest ecosystem, in: *Productivity of world ecosystems*, p.116-122. National Academy of Sciences, Washington, D.C.
- Hoffert, M.I., et al., 1979. Atmospheric response to deep sea injections of fossil fuel carbon dioxide. *Climatic Change* 2, 53.
- Hubbert, M.K., 1976. Survey of world energy resources, in: *Energy and the environment: cost-benefit analysis*, p.3-36. Ed. R.A. Karam and K.Z. Morgan. Pergamon Press, Oxford.
- Hunt, D.G., and Wells, N.C., 1979. An assessment of the possible future climatic impact of CO₂ increases based on a coupled-one dimensional atmospheric-oceanic model. *J. geophys. Res.* 84, 787-791.
- Idyll, C.P., 1973. The anchovy crisis. *Scient. Am.* 228, 22-29.
- Kardell, L., 1978. Ecological aspects of the Swedish search for more wood. *Ambio* 7, 84-92.
- Keeling, C.D., 1973a. Industrial production of carbon dioxide from fossil fuels and limestone. *Tellus* 25, 174-198.
- Keeling, C.D., 1973b. The carbon dioxide cycle: Reservoir models to depict the exchange of atmospheric carbon dioxide with the oceans and landplants, in: *Chemistry of the lower atmosphere*, p.251-329. Ed. S.I. Rasool. Plenum, New York.
- Keeling, C.D., Adams, Jr, J.A., Ekdahl, Jr, C.A., and Guenther, P.R., 1976a. Atmospheric carbon dioxide variations at the South Pole. *Tellus* 28, 552-564.
- Keeling, C.D., Bacastow, R.B., Bainbridge, A.E., Ekdahl, C.A., Guenther, P.R., Waterman, L.S., and Chin, J.F.S., 1976b. Atmospheric carbon dioxide variations at Mauna Loa observatory, Hawaii. *Tellus* 28, 538-550.
- Keeling, C.D., and Bacastow, R.B., 1977. Impact of industrial gases on climate, in: *Energy and climate*, p.72-95. National Academy of Sciences, Washington, D.C.
- Keeling, C.D., and Guenther, P.R., 1980. To be published in the SCOPE report on the modeling of the global carbon cycle.
- Kelley, Jr, J.J., 1964. An analysis of carbon dioxide in the Arctic atmosphere at Point Barrow, Alaska. University of Washington, Dept. of Sciences, Technical Report, Office of Naval Research Contract 477 (24) (NR 307-252).
- Kellogg, W.W., 1977. Effects of human activities on global climate. *World Meteorological Organization Bulletin*, part 1, p.229-240 (Oct. 1977); part 2, p.3-10 (Jan. 1978).
- Kempe, S., 1979a. Carbon in the freshwater cycle, in: *The global carbon cycle*, p.317-342. Ed. B. Bolin, E.T. Degens, S. Kempe and P. Ketner. Wiley, New York.
- Kempe, S., 1979b. Carbon in the rock cycle, in: *The global carbon cycle*, p.343-377. Ed. B. Bolin, E.T. Degens, S. Kempe and P. Ketner. Wiley, New York.
- Keulen, H. van, 1977. On the role of nitrogen in semi-arid regions. *Stikstof* 20, 22-28. Dutch Nitrogenous Fertilizer Review, The Hague, The Netherlands.
- Koblentz-Mishke, O.J., Valkowsky, V.V., and Kabanowa, J.G., 1970. Plankton primary production of the world ocean, in: *Scientific exploration of the South Pacific*. Ed. W.S. Wooster. Natn. Acad. Sci., Washington, D.C.
- Kohlmaier, G.H., 1980. Elementary dynamic control mechanisms of pools and fluxes within global biogeochemical cycles as applied to the carbon cycle. *Ecol. Modelling*, submitted.
- Kohlmaier, G.H., Fischbach, U., Kratz, G., Sire, E.-O., Hirschberger, J., and Schunck, W., 1979. Modeling man's impact on the subsystem atmosphere-biosphere of the global carbon cycle, in: *Man's impact on climate*, p.161-179. Ed. W. Bach, J. Pankrath and W. Kellogg. Elsevier, Amsterdam.
- Kohlmaier, G.H., Sire, E.-O., Kratz, G., and Fischbach, U., 1978. Stabilitätsanalyse kinetischer Modelle des globalen C-Zyklus: Austausch von Kohlenstoff zwischen Landbiota und Atmosphäre unter dem Einfluss des Menschen. *Ber. Bunsenges.* 82, 1218-1223.
- Kovda, V.A., 1974. Biosphere, soils and their utilization. 10th int. Congress Soil Sci., Moscow. (Quoted in Buringh, 1979.)
- Kroopnick, P., and Craig, H., 1976. Oxygen isotope fractionations in dissolved oxygen in the deep sea. *Earth Planet. Sci. Lett.* 32, 430-440.
- Kroopnick, P., Weiss, R.F., and Craig, H., 1972. Total CO₂, ¹³C, and dissolved oxygen - ¹⁸O at Geosecs II in the North Atlantic. *Earth Planet. Sci. Lett.* 16, 103-110.
- Kuiper, P.J.C., 1961. The effects of environmental factors on the transpiration of leaves, with special reference to stomatal light response. *Med. Landbouwhogeschool, Wageningen*, 61, 1-49.
- Laar, H.H. van, Kremer, D., and Wit, C.T. de, 1977. Maize, in: *Crop photosynthesis: methods and compilation of data obtained with a mobile field equipment*. Ed. T. Alberda. Agric. Res. Rep. 865, 12-21, Pudoc, Wageningen.
- Lange, O.L., Lösch, R., Schulze, E.-D., and Kappen, L., 1971. Responses of stomata to changes in humidity. *Planta* 100, 76-86.

- Lemon, E., 1977. The land's response to more carbon dioxide, in: The fate of fossil fuel CO₂ in the oceans, p.97-130. Ed. N.R. Andersen and A. Malahoff. Plenum, New York.
- Li, Y.-H., Takahashi, T., and Broecker, W.S., 1969. Degree of saturation of CaCO₃ in the oceans. J. geophys. Res. 74, 5507-5525.
- Lieth, H., 1975. Modelling the primary productivity of the world, in: Primary productivity of the biosphere, p.237. Ed. H. Lieth and R.H. Whittaker. Springer, Berlin.
- Loef, H., 1976. Water use efficiency and competition between arid zone annuals, especially the grasses *Phalaris minor* and *Hordeum murinum*. Versl. landb. Onderz. (Agric. Res. Rep.) 853, Pudoc, Wageningen.
- Loomis, R.S., 1979. CO₂ and the biosphere, in: Carbon dioxide effects, p.51-62. Ed. W.P. Elliott and L. Machta. U.S. Department of Energy, Washington, D.C.
- Lorenzen, C., 1975. Effects of hypothetical climatic changes on production and yield of marine resources. In CIAP, 5-39 to 5-44, Dept. of Transportation, Washington, D.C.
- Louwerse, W., 1980. The effect of CO₂ concentration on the stomatal behavior of some C₃- and C₄-plant species, Plant, Cell and Environment, submitted.
- Louwerse, W., and Eikhoudt, J.W., 1975. A mobile laboratory for measuring photosynthesis, respiration and transpiration of field crops. Photosynthetica 9, 31-34.
- Lowe, D.C., Guenther, P.R., and Keeling, C.D., 1979. The concentration of atmospheric carbon dioxide at Baring Head, New Zealand. Tellus 31, 58-67.
- MacCracken, M.C., 1970. Tests of ice age theories using a zonal atmospheric model. UCRL-72803, Lawrence Rad. Lab., Livermore.
- MacCracken, M.C., 1973. Zonal atmospheric model ZAM 2, in: Proc. 2nd Conf. Climatic Assessment Program, 298-320, Boston.
- McQuigg, J.D., Thompson, L.M., Le Duc, S., Lockard, M., and McKay, J., 1973. The influence of weather and climate on United States grain yields: bumper crops or droughts. NOAA Report, Washington D.C.
- Manabe, S., and Wetherald, R.T., 1967. Normal equilibrium of the atmosphere with a given distribution of relative humidity. J. atmos. Sci. 24, 241-259.
- Manabe, S., and Wetherald, R.T., 1975. The effects of doubling the CO₂ concentration on the climate of a general circulation model. J. atmos. Sci. 32, 3-15.
- Manabe, S., and Wetherald, R.T., 1980. On the distribution of climate change resulting from an increase in CO₂ content of the atmosphere. J. atmos. Sci. 37, 99-118.
- Marchetti, C., 1977. On geoengineering and the CO₂ problem. Climatic Change 1, 59-68.
- Marchetti, C., 1979. Constructive solutions to the CO₂ problem, in: Man's Impact on Climate. Ed. W. Bach, J. Pankrath and W. Kellogg. Elsevier, Amsterdam.
- Mercer, J.H., 1978. West Antarctic ice sheet and CO₂ greenhouse effect: a threat of disaster. Nature 271, 321-325.
- Miotke, F.D., 1968. Karstmorphologische Studien in der glazial überformten Höhenstufe der 'Picos de Europa' - Nord-Spanien. Jb. geogr. Ges. Hannover, Arb. geogr. Inst., Techn. Univ. Hannover, Sonderheft 4, 1-161 (quoted in Kempe (1979a)).
- Mopper, K., and Degens, E.T., 1979. Organic carbon in the ocean: nature and cycling, in: The global carbon cycle, p.293-316. Ed. B. Bolin, E.T. Degens, S. Kempe and P. Ketner. Wiley, New York.
- Mustacchi, C., et al., 1978. Carbon dioxide disposal in the ocean, in: Carbon dioxide, climate and society. Ed. J. Williams. Pergamon Press, Oxford.
- National Academy of Sciences, 1977. Energy and climate; studies in geophysics. Washington, D.C.
- Newell, R.E., and Dopplick, T.G., 1979. Questions concerning the possible influence of atmospheric CO₂ on atmospheric temperature. J. appl. Met. 18, 822-825.
- Newell, R.E., Navato, A.R., and Hsiung, J., 1978. Long-term global sea surface temperature fluctuations and their possible influence on atmospheric CO₂ concentrations. Pure appl. Geophys. 116, 351-371.
- Niehaus, F., 1976. A non-linear eight level tandem model to calculate the future CO₂ and C-14-burden to the atmosphere. IIASA-research memorandum, RM-76-35, Laxenburg.
- Niehaus, F., 1977. Computersimulation langfristiger Umweltbelastung durch Energieerzeugung (Kohlendioxid, Tritium und Radio-Kohlenstoff), ISR 41, Birkhäuser Verlag, Basel.
- Niehaus, F., 1978. Carbon dioxide as a constraint for global energy scenarios, in: Man's impact on climate, p.285-297. Ed. W. Bach, J. Pankrath and W. Kellogg. Elsevier, Amsterdam.
- Niehaus, F., and Williams, J., 1978. Studies of different energy strategies in terms of their effects on the atmospheric CO₂ concentration. J. geophys. Res. 84, 3123-3129.
- Nir, A., Ayres, R.U., Brooks, H., Greenfield, S.M., Hamilton, R.E., Harin, G., Imboden, D.M., Schefold, B., Schneider, E., and Weinberg, A.M., 1977. Resilience of environment and of human society to changes in energy use. Group report in: Global chemical cycles and their alterations by man, p.33-44. Ed. W. Stumm. Dahlem Konferenzen, Berlin.
- Nordhaus, W.D., 1977. Economic growth and climate: the carbon dioxide problem. Am. Econ. Ass. 341.
- Nye P.H., and Greenland, D.J., 1960. The soil under shifting cultivation. Commonwealth Bureau of Soils, Tech. Comm. No.51, Harpenden.
- Oeschger, H., Siegenthaler, U., and Heimann, M., 1980. The carbon cycle and its perturbation by man. Paper presented at the International Workshop on Energy-Climate Interactions, Münster, Germany, 3-7 March 1980, p.1-24, in press.
- Oeschger, H., Siegenthaler, U., Schotterer, U., and Gugelmann, A., 1975. A box diffusion model to study the carbon dioxide exchange in nature. Tellus 27, 168-192.
- Ogura, N., 1975. Further studies on decomposition of dissolved organic matter in coastal seawater. Mar. Biol. 31, 101-111.
- Olson, J.S., Pfuderer, H.A., and Chan, Y.-H., 1978. Changes in the global carbon cycle and the biosphere. ORNL/EIS-109, Environmental Sciences Division Publication No.1050, p.1-169. Oak Ridge National Laboratory.
- Ottermann, J., 1977. Anthropogenic impact on the albedo of the earth. Climatic Change 1, 137.
- Pales, J.C., and Keeling, C.D., 1965. The concentration of atmospheric carbon dioxide in Hawaii. J. geophys. Res. 70, 6053-6076.
- Peng, T.-H., Broecker, W.S., Matthieu, G.G., and Li, Y.-H., 1979. Radon evasion rates in the Atlantic and Pacific Oceans. J. geophys. Res. 84, 2471-2486.
- Penning de Vries, F.W.T., 1974. Substrate utilization and respiration in relation to growth and maintenance in higher plants. Neth. J. agric. Sci. 22, 40-44.
- Penning de Vries, F.W.T., 1978. Results and perspectives of the project 'Production Primaire au Sahel', Theoretical Production Ecology, Agric. Univ. Wageningen, The Netherlands.
- Perry, H., and Landsberg, H.H., 1977. Projected world energy consumption, in: Energy and climate, p.35-50. Natn. Acad. Sci., Washington, D.C.
- Persson, R., 1974. World forest resources. Review of the world's forest resources in the early 1970's. Institutionen för Skogstaxering, Dept. of Forest Survey No.17, 1-264. Royal College of Forestry, Stockholm.
- Potter, G.L., 1979. Zonal model calculation of the climatic effect of increased CO₂. Paper pres. at Symp. on Env. and Climatic Impact of Coal Utilization, April 17-19, 1979, Williamsburg, VA.
- Press, F., and Siever, R., 1974. Earth. Freeman, San Francisco.
- Ramanathan, V., 1975. Greenhouse effect due to chlorofluorocarbons: climatic implications. Science 190, 50-52.
- Ramanathan, V., and Coakley, Jr, J.A., 1978. Climate modeling through radiative-convective models. Rev. Geophys. Space Phys. 16, 465-489.
- Ramirez, J.M., Sakamoto, C.M., and Jensen, R.E., 1975. Wheat. In CIAP, 4-37 to 4-90, Dept. of Transportation, Washington, D.C.
- Ranjitsinh, M.K., 1979. Forest destruction in Asia and the South Pacific. Ambio 8, 192-201.
- Raschke, K., 1975. Stomatal action. A. Rev. Pl. Physiol. 26, 309-340.
- Rasool, S.I., and Schneider, S.H., 1971. Atmospheric carbon dioxide and aerosols: effects of large increases on global climate. Science 173, 138-141.
- Reiners, W.A., 1973. Terrestrial detritus and the carbon cycle, in: Carbon and the biosphere, p.303-326. Ed. G.M. Woodwell and E.V. Pecan, USAEC, Conf. 720510, NTIS, Springfield, Va.
- Revelle, R., and Munk, W., 1977. The carbon dioxide cycle and the biosphere, in: Energy and climate, p.140-158. Ed. Natn. Acad. Sci., Washington, D.C.
- Revelle, R.R., and Shapero, D.C., 1978. Energy and climate, Env. Cons. Vol. 5, No.2.
- Richey, J.E., Brock, J.T., Naiman, R.J., Wissmar, R.C., and Stallard, R.F., 1980. Organic carbon: oxidation and transport in the Amazon river. Science 207, 1348-1351.

- Rodin, L. E., Bazilevich, N. I., and Rozov, N. N., 1975. Productivity of the world's main ecosystems, in: *Productivity of world ecosystems*, p. 13-26. Proc. Symp. Seattle, 31.8.-1.9.1972. Natn. Acad. Sci., Washington, D.C.
- Rotty, R. M., 1977a. Global carbon dioxide production from fossil fuels and cement, A.D. 1950 - A.D. 2000, in: *The fate of fossil fuel CO₂ in the oceans*, p. 167-181. Ed. N.R. Andersen and A. Malahoff. Plenum, New York.
- Rotty, R. M., 1977b. Present and future production of CO₂ from fossil fuels - a global appraisal, IEA-0-77-15, Institute for Energy Analysis, Oak Ridge Associated Universities, Oak Ridge, Tennessee.
- Rotty, R. M., 1978. The atmospheric CO₂ consequences of heavy dependence on coal, in: *Carbon dioxide, climate and society*, p. 263-273. Ed. J. Williams. Pergamon, Oxford.
- Rotty, R. M., 1979. Data for global CO₂ production from fossil fuels and cement, SCOPE Carbon Cycle Workshop, La Jolla, California. SCOPE Report 16: Global Carbon Modeling, Wiley, New York.
- Ryther, J. H., 1969. Photosynthesis and fish production in the sea. *Science* 166, 72-76.
- Schlesinger, W. H., 1977. Carbon balance in terrestrial detritus. *A. Rev. ecol. Syst.* 8, 51-81.
- Schlesinger, W. H., 1979. The world carbon pool in soil organic matter: a source of atmospheric CO₂? in: *The role of terrestrial vegetation in the global carbon cycle: methods for appraising changes*, p. 1-31. Ed. G. M. Woodwell, Wiley, New York (in press).
- Schneider, S. H., 1975. On the carbon dioxide confusion. *J. atmos. Sci.* 32, 2060-2066.
- Seiler, W., and Crutzen, P. J., 1979. Estimates of gross and net fluxes of carbon between the biosphere and the atmosphere from biomass burning. *Clim. Change* 2 (in press).
- Sellers, W. D., 1974. A reassessment of the effect of CO₂ variations on a simple global climatic model. *J. appl. Met.* 13, 831-833.
- Siegenthaler, U., Heimann, M., and Oeschger, H., 1978. Model responses of the atmospheric CO₂ level and ¹³C/¹²C ratio to biogenic CO₂ input, in: *Carbon dioxide, climate and society*, p. 79-87. Ed. J. Williams. Pergamon, Oxford.
- Siegenthaler, U., and Oeschger, H., 1978. Predicting future atmospheric carbon dioxide levels. *Science* 199, 388-395.
- Smagorinsky, J., 1979. Testimony given at the Symposium on CO₂ and synthetic fuels. U.S. Senate, July 30, 1979, Washington, D.C.
- Smith, K. L., and Teal, J. M., 1973. Deep-sea benthic community respiration: an in situ study at 1850 meters. *Science* 179, 282-283.
- Sommer, A., 1976. Attempt at an assessment of the world's tropical moist forests. *Unasylva* 28, 5-24.
- Spurr, S. H., and Vaux, H. J., 1976. Timber: biological and economic potential. *Science* 191, 752-756.
- Stansel, J., and Huke, R. E., 1975. Rice. in: *CIAP*, 4-90 to 4-132. Dept. of Transportation, Washington, D.C.
- Strain, B. R., 1978. Report of the workshop, Anticipated plant responses to global carbon dioxide enrichment. Duke University 27706, p. 1-23, and 91 pp. bibliography. Durham, North Carolina.
- Stuiver, M., 1978. Atmospheric carbon dioxide and carbon reservoir changes. *Science* 199, 253.
- Takahashi, T., Broecker, W. S., Werner, S. R., and Bainbridge, A. E., 1980. Carbonate chemistry of the surface waters of the world oceans. To appear in: *Isotope Marine Geochemistry*, Ed. K. Sarukashi.
- Temkin, R. L., and Snell, F. M., 1976. An annual zonally averaged hemispherical climatic model with diffuse cloudiness feedback. *J. atmos. Sci.* 33, 1671-1685.
- United Nations, 1955. World energy requirements in 1975 and 2000, Int. Conf., Peaceful uses of atomic energy, 33 pp. U.N. Department of Economic and Social Affairs, New York.
- United Nations, 1976. World energy supplies, statistical papers, Series J, No. 19. U.N. Department of International Economic and Social Affairs, New York.
- Vooy, De, C. G. N., 1979. Primary production in aquatic environments, in: *The global carbon cycle*, p. 259-292. Ed. B. Bolin, E. T. Degens, S. Kempe and P. Ketner. Wiley, New York.
- Voss, A., 1973. Ansätze zur Gesamtanalyse des Systems Mensch - Energie - Umwelt. Report of the Nuclear Research Center, Jülich (KFA), Jül-982-RG and Birkhäuser, Basel, ISR 30.
- Voss, A. in: Kernforschungsanlage Jülich GmbH (1977) *Angewandte Systemanalyse Nr. 1. Die Entwicklungsmöglichkeiten der Energiewirtschaft in der Bundesrepublik Deutschland - Untersuchung mit Hilfe eines dynamischen Simulationsmodells*, Band I. Jül-Spez-1/Bd. 1, November 1977.
- Voss, A., und Niehaus, F., 1977. Die Zukunft des Weltenergiesystems. *Umschau* 19, 625-632.
- Wagener, K., 1979. The carbonate system of the ocean, in: *The global carbon cycle*, p. 251-258. Ed. B. Bolin, E. T. Degens, S. Kempe, and P. Ketner. Wiley, New York.
- Wang, W. C., Yung, Y. L., Lacis, A. A., Mo, T., and Hansen, J. E., 1976. Greenhouse effects due to man-made perturbations of trace gases. *Science* 194, 685-690.
- Warshaw, M., and Rapp, R. A., 1973. An experiment on the sensitivity of a global circulation model. *J. appl. Met.* 12, 43-49.
- Weare, B. C., and Snell, F. M., 1974. A diffuse thin cloud atmospheric structure as a feedback mechanism on global climatic modeling. *J. atmos. Sci.* 31, 1725-1734.
- Wetherald, R. T., and Manabe, S., 1979. Sensitivity studies of climate involving changes in CO₂ concentration, in: *Man's impact on climate*, p. 57-64. Ed. W. Bach, J. Pankrath and W. Kellogg. Elsevier, Amsterdam.
- Whillans, I. M., 1978. Inland ice sheet thinning due to Holocene warmth. *Science* 201, 1014-1016.
- Whittaker, R. H., 1975. *Communities and ecosystems*. MacMillan, New York.
- Whittaker, R. H., and Likens, G. E., 1973. Carbon in the biota, in: *Carbon and the biosphere*, p. 281-302. Ed. G. M. Woodwell and E. V. Pecan. U.S. Atomic Energy Commission CONF-720510, Springfield.
- Whittaker, R. H., and Likens, G. E., 1975. The biosphere and man, in: *Primary productivity of the biosphere*, p. 303-328. Ed. H. Lieth and R. H. Whittaker. Springer, Berlin.
- Williams, le B., P. J., 1971. The distribution and cycling of organic matter in the ocean, in: *Organic compounds in aquatic environments*, p. 145-163. Ed. S. J. Faust and J. V. Hunter. Dekker, New York.
- Williams, le B., P. J., 1975. Biological and chemical aspects of dissolved organic material in the sea water, in: *Chemical oceanography*, vol. 2, p. 301-363. Ed. J. P. Riley. Academic Press, London.
- Williams, J. ed., 1978. *Carbon dioxide, climate and society*, 332 pp. Pergamon Press, Oxford.
- Wit, C. T. de, and Alberda, Th., 1961. Transpiration coefficient and transpiration rate of the three grain species in growth chambers. *Jaarboek IBS* 1961, 73-81.
- Wit, C. T. de, et al., 1978. *Simulation of assimilation, respiration and transpiration of crops*, 141 pp. Simulation monographs. Pudoc, Wageningen.
- Wollast, R., Garrels, R. M., and Mackenzie, F. T., 1978. Calcite-seawater reactions and CO₂ storage in ocean surface waters. *Am. J. Sci.*, submitted.
- Wong, C. S., 1978a. Atmospheric input of carbon dioxide from burning wood. *Science* 200, 197-200.
- Wong, C. S., 1978b. Carbon dioxide - a global environmental problem into the future. *Mar. Poll. Bull.* 9, 257-264.
- Woodwell, G. M., 1978. The global carbon dioxide question. *Scient. Am.* 238, 34-43.
- Woodwell, G. M., and Houghton, R. A., 1977. Biotic influences on the world carbon budget, in: *Global chemical cycles and their alteration by man*, p. 61-72. Ed. W. Stumm. Dahlem Konferenzen, Berlin.
- Woodwell, G. M., Whittaker, R. H., Reiners, W. A., Likens, G. E., Delwiche, C. C., and Botkin, D. B., 1978. The biota and the world carbon budget. *Science* 199, 141-146.
- World Energy Conference, 1978. *World energy resources 1985-2020*. IPC Science and Technology Press, Guildford, England.
- World Meteorological Organization, 1977. Report of the scientific workshop on atmospheric carbon dioxide. WMO-No. 474, Geneva.
- Young, A., 1976. *Tropical soils and soil survey*, 468 pp. Cambridge University Press.
- Zimen, K. E., 1978. Source functions for CO₂ in the atmosphere, in: *Carbon dioxide, climate and society*, p. 89-95. Ed. J. Williams. Pergamon, Oxford.
- Zimen, K. E., 1979. The carbon cycle, the missing sink, and future CO₂ levels in the atmosphere, in: *Man's impact on climate*, p. 129-137. Ed. W. Bach, J. Pankrath and W. Kellogg. Elsevier, Amsterdam.
- Zimen, K. E., Offermann, P., and Hartmann, G., 1977. Source functions of CO₂ and future CO₂ burden in the atmosphere. *Z. Naturforsch.* 32a, 1544-1554.

