

Funding for Nature and Landscape international: benchmarking

Aris Gaaff

18 January 2008

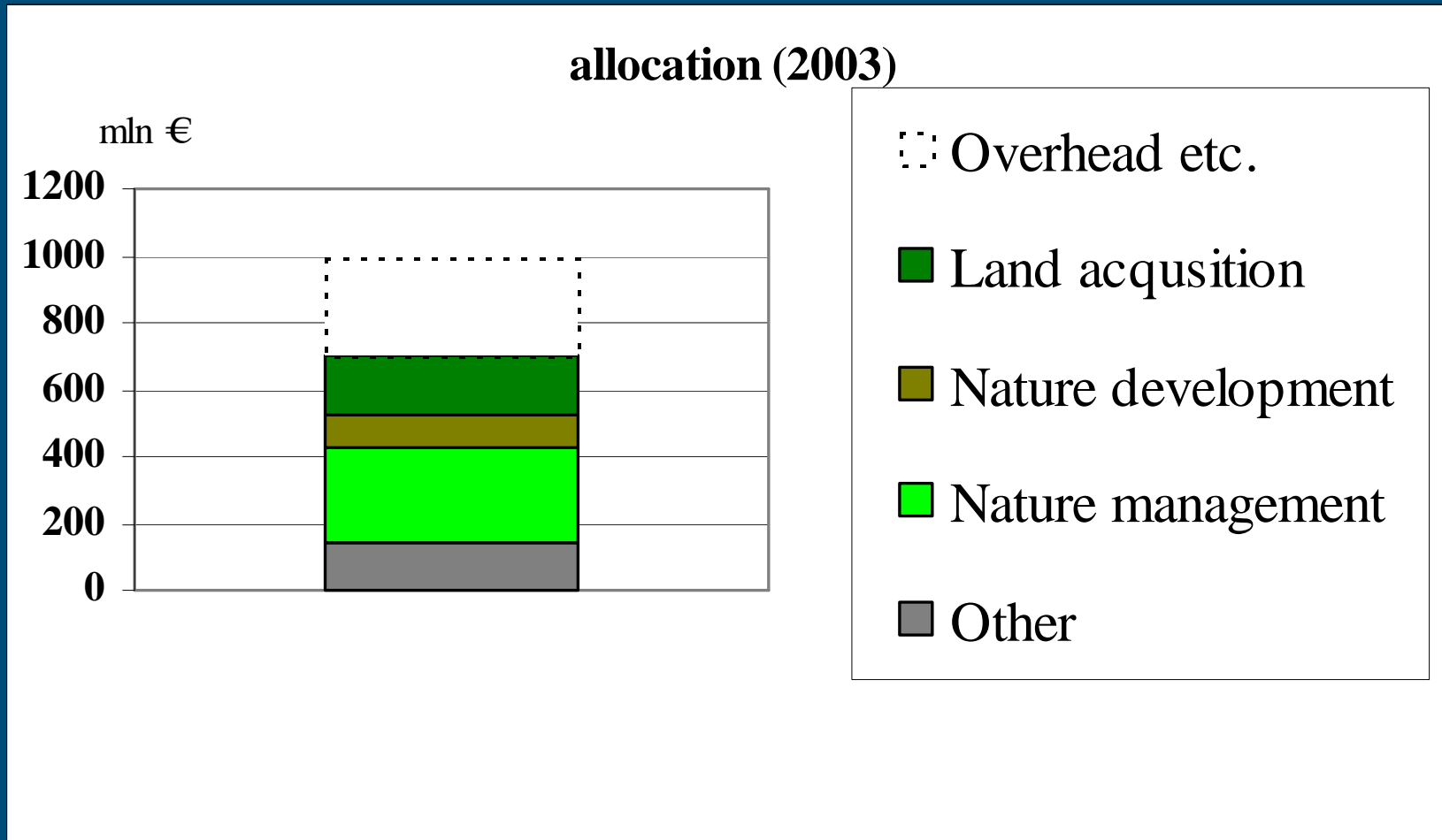
SELS workshop



Netherlands: total expenditure on Nature + Landscape

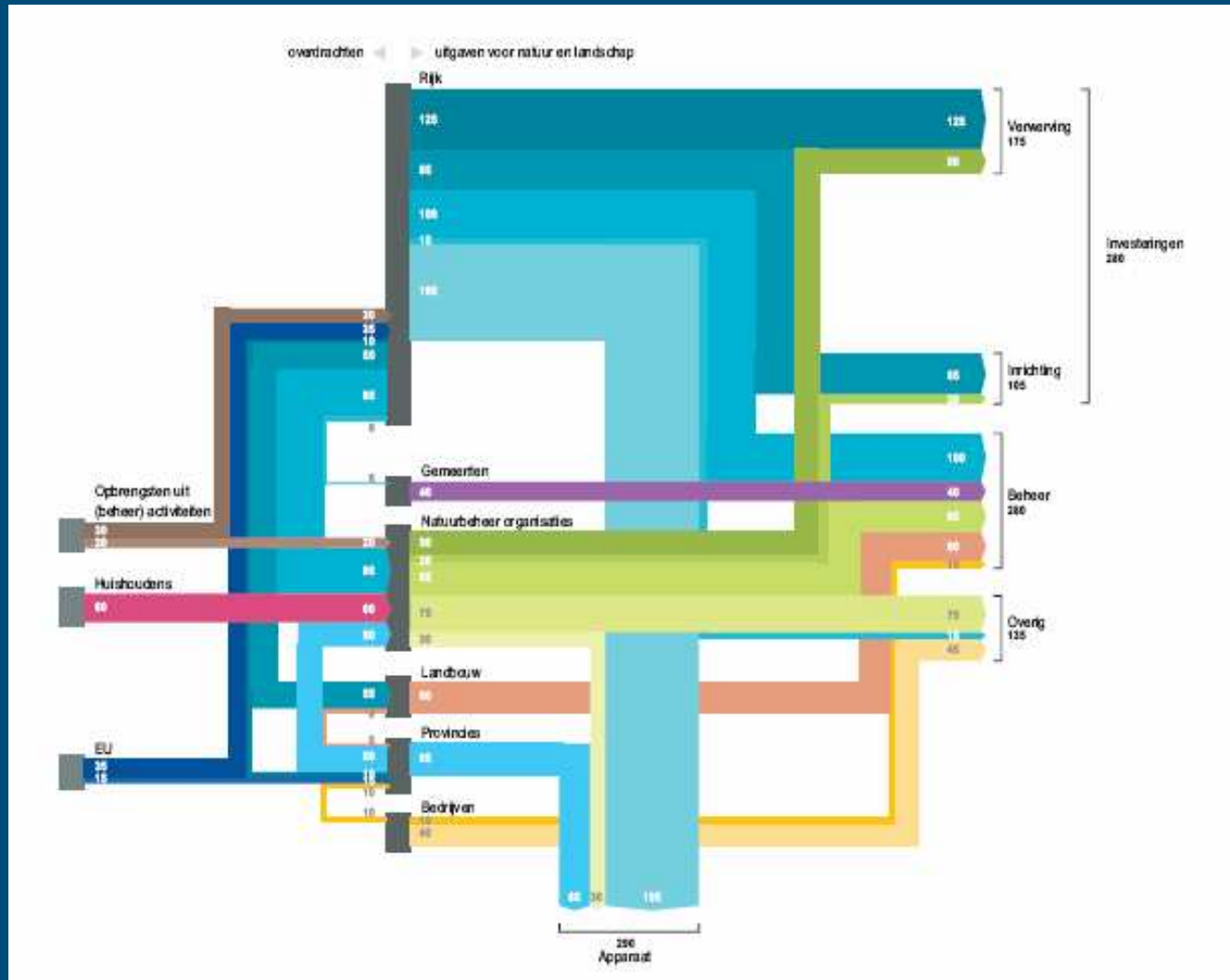
- 1 100 million Euro (2005)
 - 77 % public
 - 23 % private
 - € 67 per capita
 - 0,2 % GDP
- Excluding:
 - International projects: 350 million Euro (>90% public)
 - Research: 30 million Euro (estimated)
 - Local management of parks, green tubs, etc.
- Including:
 - tax facilities: 70 million Euro
 - EU contribution: 60 million Euro
 - transaction costs (including policy & legislation): 30%

Principal allocation: a simple picture...



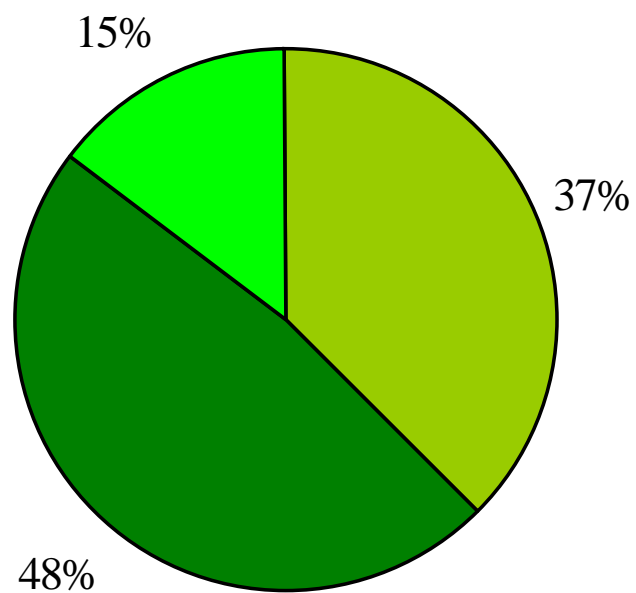
MNP, Natuurbalans 2005

...but a complicated flow chart



MNP,
Natuurbalans
2005

Example: area funded under various management schemes



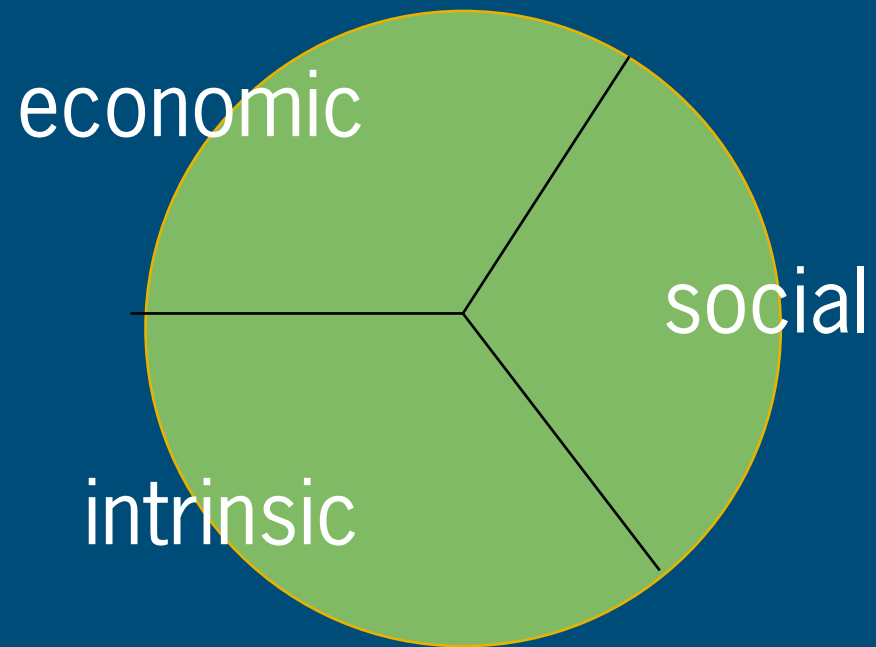
■ SBB ■ Nature management ■ Agri environment



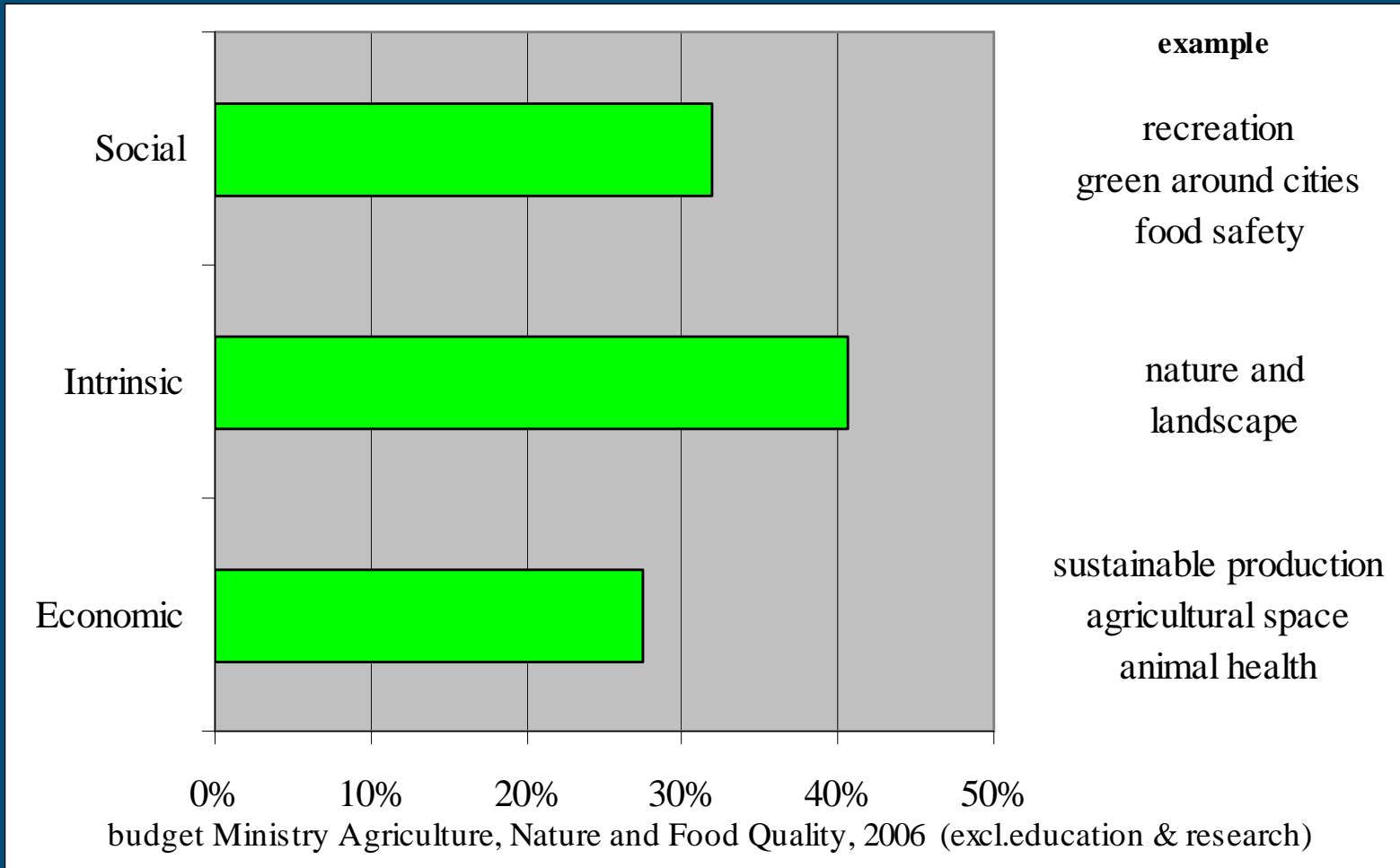
Stability of funding: changing contexts

- In the long run:
 - NEN completed (2018), only management costs of nature
 - Economic position of the Netherlands ?
 - From public to private ?
 - From sectoral policy to integral, regional, policy
- Assumptions 2007:
 - Agriculture will be able to produce nature & landscape as a by-product for a long time
 - Sustainable support for public funding
 - Stability in EU regulations

Motivation for public funding



Motivation of Public Expenditure



Smit *et al*, in prep

Conclusions and research questions

- Expenditure for Nature and Landscape in the Netherlands has been relatively stable, at a level of 1,100 million Euro (2005), or 0,2 % GDP, or € 67 per capita
- More than 75% is public money, motivated by various reasons; intrinsic value seems to play an important role, but motives may change over time
- What is the relative position of the Netherlands in European context:
 - In monetary values (% GDP, per capita) ?
 - In public and private shares ?
 - in motivation ?
- How could any differences be interpreted, considering differences in nature and landscape and in cultural and institutional context ?

Some references

- MNP (2005a), *Natuurbalans 2005*, Netherlands Environmental Assessment Agency (MNP), Bilthoven
- CBS (2007), Statline and private communication
- Gaaff, A. and R. Verburg (2007), *Indicators for the 'Convention on Biodiversity 2010'*, Werkdocument 53.11, WOT Natuur & Milieu, Wageningen
- Smit, H., A. Gaaff and A. de Blaeij (2007), *Financiering van natuur en landschap op langere termijn*, LEI, Den Haag (in prep.)

Questions

© Wageningen UR



Nature Management schemes

- Management by the State (SBB): 215,000 ha, € 40 mln
- Nature Management Subsidy Scheme (SN): 275,000 ha, € 35 mln
- Agri Environment Subsidy Scheme: 85,000 ha, € 45 mln
- (2005, indicative data)

