



6.d.3. Reshape and relocate: seabirds as transformers and transporters of microplastics

AUTHOR

Jan A. van Franeker*, IMARES-WUR, The Netherlands

CONTACT

Jan.vanfraneker@wur.nl

KEYWORDS

Plastic; ingestion; digestion; degradation; transport; *Fulmarus glacialis*; Procellariiformes;

BACKGROUND

The reduced abundance of industrial plastic granules in seabird stomachs since the 1980's (Van Franeker et al. 5IMDC abstract 0054; Vlietstra and Parga 2002; Ryan 2008) suggests that plastic debris may disappear faster from the marine environment than would be expected from physical characteristics of the material. Plastics may end up in benthic or coastal sediments, from where bottom or beach clean ups may truly reduce the amount of plastic litter in the environment. Many marine organisms ingest plastic litter. Does such ingestion behaviour help, or maybe counteract the cleaning up of the marine environment?

METHODOLOGY

Many seabird species ingest significant quantities of different types of marine plastic debris. Some species regurgitate poorly digestible remains from the stomach, whereas others can only get rid of the materials by 'grinding' items until they are small enough to pass the gut. The Northern Fulmar (*Fulmarus glacialis*), and most of its relatives, uses the latter mode of processing ingested items. Using methods from the North Sea Fulmar monitoring system (van Franeker et al. 5IMDC abstract 0054), studies in polar environments give some quantitative insights into the processing of ingested plastics in seabird stomachs and the environmental implications.

OUTCOMES

Studies of stomach contents of Antarctic fulmarine petrels provided some information on the rates of disappearance of indigestible hard items from their stomachs. At the start of the Antarctic breeding season, birds may return from wintering areas with plastics or prey items that are not or rarely replenished in their colony foraging range. Plastics in stomachs of Cape Petrels disappeared at rates of an estimated 75% per month after arrival (van Franeker & Bell 1988; Table 1). In a similar way, squids are fairly common in the winter diet of several of the Antarctic fulmarines, but not in their feeding range in summer. Squid beaks probably have a similar digestion and wear resistance as hard plastic particles, and disappeared from stomachs at a very similar rate as plastics (Van Franeker 2001). From such data, an estimated monthly disappearance rate of ca. 75% per month for plastics in stomachs of petrels is probably a conservative estimate because based on the harder types of objects. Many user plastics like sheets and foams are likely to be processed much faster and had already largely disappeared



before the Antarctic species arrived in our study area. Similar sharp reductions in plastics, by about order of magnitude over the breeding season, can be derived from data for fulmars (Mallory 2008) and murre (Provencher et al 2010) in the Canadian Arctic.

In the North Sea, Northern Fulmars are used for monitoring marine litter (Van Franeker et al 5IMDC abstract 0054). Averaged over nearly 1300 stomachs of beached specimens from around the North Sea over the 2003-2007 period, each stomach contains about 35 particles and 0.31 gram of plastic. Since no difference in stomach contents can be demonstrated between starved specimens and healthy birds that died instantly, these figures can be applied to the whole fulmar population of the North Sea, estimated at an average of about 2 million individuals. The conservative figure of 75% monthly reduction of stomach contents then predicts that North Sea Fulmars annually reshape and redistribute about 630 million plastic particles, representing ca. 6 tons of plastic mass. Fulmars reduce the size of plastic particles in their muscular stomach to the lower millimeter range before passage to the gut becomes possible. By doing so, they may accelerate the ultimate full breakdown of plastic waste. However, the excreted materials in part reenter the marine environment, but in a reduced size-range that is unlikely to be ever cleaned up if microplastics prove seriously harmful. Another part of the plastics will be transported to terrestrial habitats, thus “cleaning” the marine environment, but contaminating another. Like in the marine environment, transport to terrestrial habitats not only concerns the plastics themselves but could also include chemicals connected to plastics. Elevated levels of persistent pollutants have been found below high-arctic fulmar colonies (Choy et al. 2010)

With the Fulmar study as a starting point, plastic ingestion by seabirds may be considered in broader perspective of quantities of plastics being reduced to microplastic size and/or being transported between different areas, sometimes all around the globe.

PRIORITY ACTIONS

Marine litter impact assessments should take into account not only the quantity of litter and the likelihood of the direct impact on marine wildlife, but also the role of impacted wildlife in resizing and redistributing such pollution and the potential secondary effects.

FIGURES AND TABLES

Table 1 Disappearance rate of plastics from stomachs of Cape Petrels at Ardery Island (66°S-110°E) after their arrival in clean Antarctic waters (data 1985-86; derived from van Franeker and Bell 1988). The single October bird in this series compares well to a larger sample of 18 Cape Petrels from near South Africa with 83% incidence, and averages of 8.6 particles and 0.106 gram of plastic per bird (Ryan 1987).

	23 <i>October</i> <i>n=1</i>	10 <i>December</i> <i>n=9</i>	20 <i>January</i> <i>n=20</i>	% <i>decrease</i> <i>Dec-Jan</i>
plastic incidence		56%	20%	64%
average number of items per bird	11	1.67	0.25	85%
average mass per bird (g)	0.290	0.027	0.003	88%
average mass per remaining particle (mg)	26.7 (<i>n=11</i>)	16.1 (<i>n=15</i>)	13.4 (<i>n=5</i>)	17%



REFERENCES

- Choy, E.S., Krimpe, L.E., Mallory, M.L., Smol, J.P.; & Blais, J.M, 2010. Contamination of an arctic terrestrial food web with marine-derived persistent organic pollutants transported by breeding seabirds. *Environmental Pollution* 158: 3431-3438.
- Mallory, M.L. 2008. Marine plastic debris in northern fulmars from the Canadian High Arctic.. *Marine Pollution Bulletin* 56: 1486-1512.
- Ryan, P.G. 1987. The incidence and characteristics of plastic particles ingested by seabirds.. *Mar. Environ. Res.* 23: 175-206.
- Ryan, P.G. 2008. Seabirds indicate changes in the composition of plastic litter in the Atlantic and south-western Indian Oceans. *Marine Pollution Bulletin* 56: 1406-1409.
- Provencher, J.F., Gaston, A.J., Mallory, M.L., O'Hara, P.D. & Gilchrist, H.G. 2010. Ingested plastic in a diving seabird, the thick-billed murre (*Uria lomvia*), in the eastern Canadian Arctic. *Marine Pollution Bulletin* 60: 1406-1411.
- van Franeker, J.A. Bell, P.J., 1988. Plastic ingestion by petrels breeding in Antarctica. *Marine Pollution Bulletin* 19: 672-674.
- Van Franeker, J.A. 2001. Mirrors in ice - Fulmarine petrels and Antarctic ecosystems. PhD Thesis, University of Groningen, 12-Jan-2001. Alterra, Texel. 274pp. ISBN 90-367-1352-8.
- Vlietstra, L.S.; & Parga, J.A. 2002. Long-term changes in the type, but not the amount, of ingested plastic particles in Short-tailed Shearwaters in the southeastern Bering Sea.. *Marine Pollution Bulletin* 44: 945-955.

Jan A. van Franeker

Reshape and relocate: *Seabirds as transformers and transporters of microplastics*



The Netherlands Ministry of
Infrastructure and the
Environment



North Sea Fulmar EcoQO (monitoring session presentation 54)



Northern Fulmar – *Fulmarus glacialis*

Northern Fulmar *Fulmarus glacialis*

NORTH SEA plastic in beached Fulmars (2003-2007; n=1295)

- Incidence 95 %
- Nr of particles 35 items
- Mass of plastic 0.31 gram
- EcoQO % (>0.1g) 58 %



'Healthy' and 'slowly starved' birds have same amount of plastic.
thus the North Sea population of 2 million Fulmars continuously transports:

- 70 million pieces of plastic
- weighing ca. 0.6 ton

GLOBAL

Assuming that globally Fulmars have half as much plastic,
the total population of 30 million Fulmars flies around with:

- over 500 million particles
- and 5 tons of plastic





Laysan Albatross - *Phoebastria immutabilis*

Laysan Albatross - *Phoebastria immutabilis*

Mass of plastics in chicks:

Fry et al. 1987: Midway 36g in 'healthy' chicks; 77g in ones found dead

Auman et al 1997: Midway 10g in 'healthy' roadkills, 20 g in ones that died

Young et al. 2009: Kure 38 g and Oahu 4g (in regurgitated boluses)

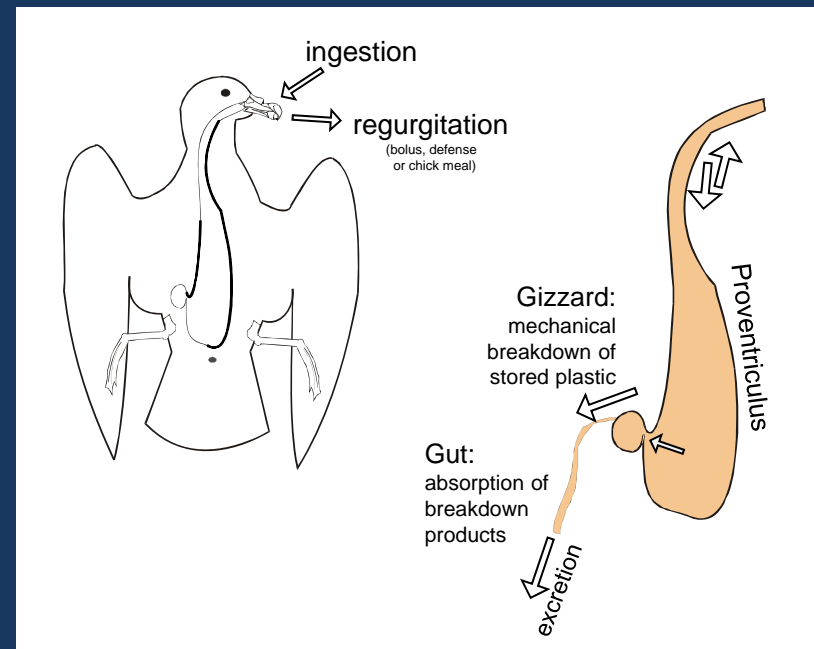
**Breeding Laysan Albatrosses (0.6 million pair)
annually transport 6 tons of plastic litter to chicks on land**



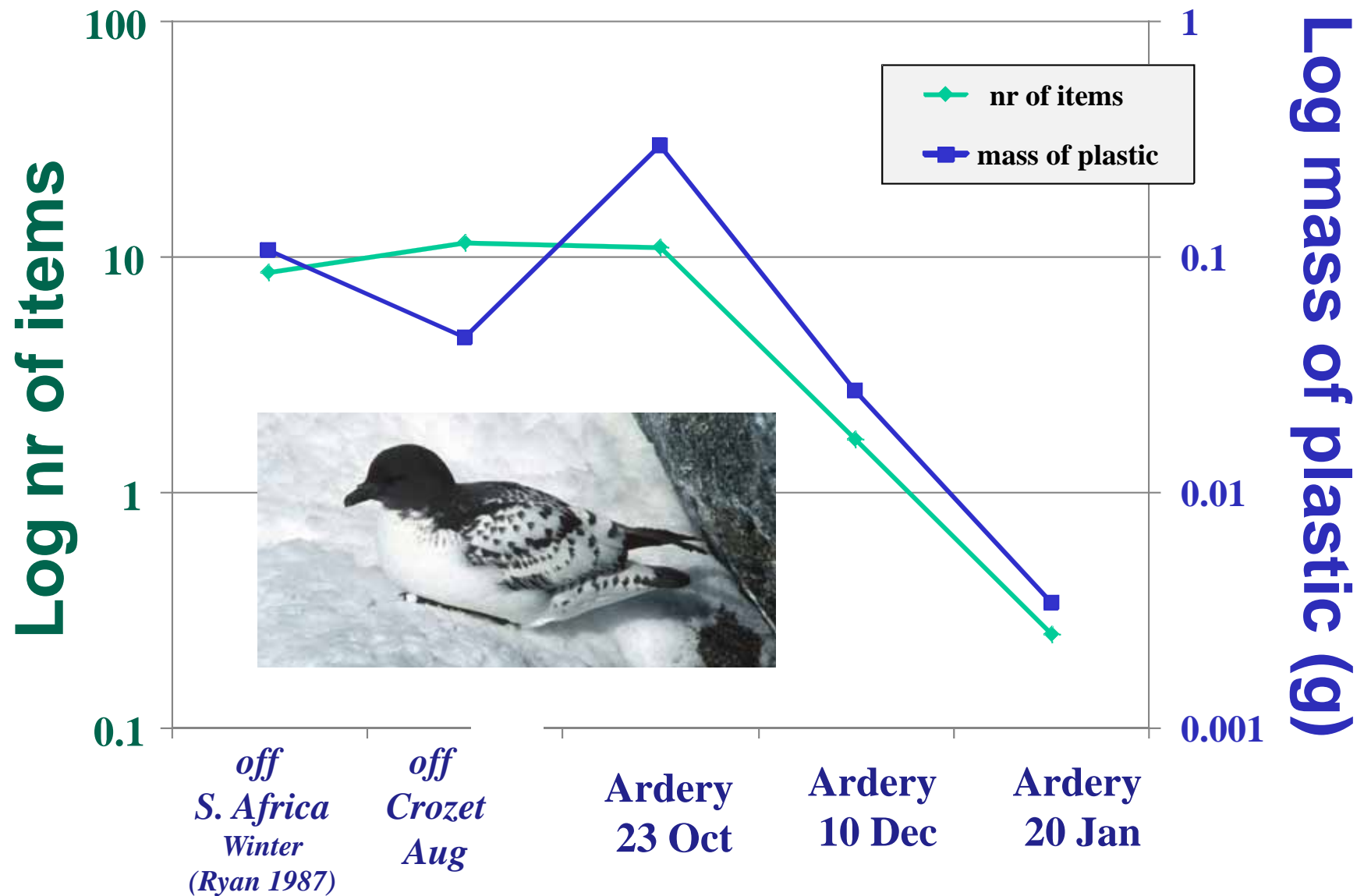
For Midway Atoll, John Klavitter US Fish & Wildlife Service estimated:

- 8 tons of plastic debris washing up on the beaches
- 8.6 tons of netting entangled on reefs or sand
- 4.5 tons of plastic brought in by seabirds and feeding chicks

Rate of passage and breakdown of plastics through the digestive system ?



Disappearance rates of plastics from stomachs of Cape Petrels *on Ardery Island Antarctica , after return from their wintering grounds*



Disappearance rates of squidbeaks from stomachs of Cape Petrels on Ardery Island Antarctica , after return from their wintering grounds



	<i>December</i>		<i>January</i>		
	<i>n</i>	average nr of squid beaks in stomach	<i>n</i>	average nr of squid beaks in stomach	% decrease
Southern Fulmar	6	9.5	21	3.6	62%
Antarctic Petrel	5	7.6	6	1.2	84%
Cape Petrel	9	11.1	20	1.1	90%
Snow Petrel (major)	4	1.5	13	0.9	40%
Snow Petrel (nivea)	7	1.6	2	1	38%
fulmarine petrels combined	31	6.8	62	1.9	72%

Similar rates of disappearance of plastic seen in seabirds returning to the Canadian Arctic

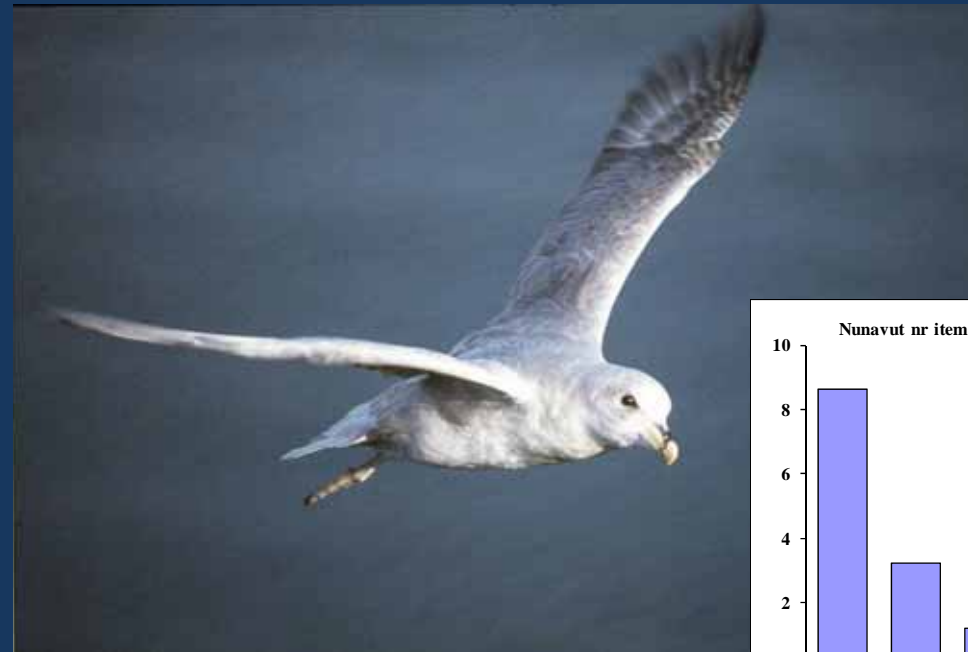
Murres

(Provencher 2010 MarPolBul 60)



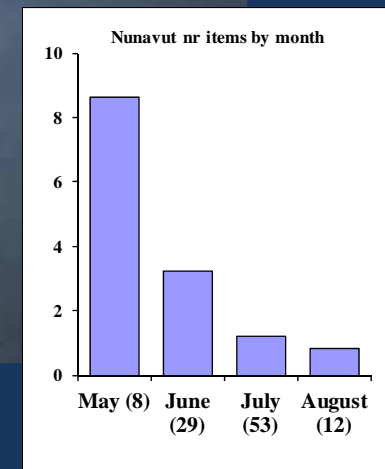
Incidence

- June 12%
- august 0%



Fulmars

(Mallory 2008 MarPolBul 56)



**RATE OF BREAKDOWN AND GUT PASSAGE
OF PLASTICS IN DIGESTIVE SYSTEMS OF PETRELS
CAN BE ESTIMATED AT 75 %
OF AVERAGE STORAGE CONTENT PER MONTH**

‘processed’ =

- **reduced to mm size and below**
- **uptake of breakdown products in gut**
- **excretion as microplastics, partially in other habitats**



Northern Fulmar *Fulmarus glacialis*

NORTH SEA

Two million Fulmars annually reshape and relocate:

- 630 million pieces
- 6 ton of plastic



GLOBAL

At half stomach contents of North Sea, the global Fulmar population of 30 million Fulmars annually reshape and relocate:

- 5 billion particles
- 42 ton of plastic



Wilson's Storm-Petrel *Oceanites oceanicus*

may annually process:

- 10 billion pieces
- 35 ton of plastic

Part of which is ingested in northern hemisphere
and then relocated to the Antarctic



Antarctica

Conclusion:

Seabirds continuously degrade substantial tonnages of marine plastic litter, and partly relocate these to distant environments that would otherwise remain unaffected by (micro-) plastic pollution

		<u>tons of plastic</u> <u>annually processed</u>
Great Shearwater	<i>Puffinus gravis</i>	157
Shorttailed Shearwater	<i>Puffinus tenuirostris</i>	47
Sooty Shearwater	<i>Puffinus griseus</i>	18
Manx Shearwater	<i>Puffinus puffinus</i>	3
Cory's Shearwater	<i>Calonectris diomedea</i>	2
Northern Fulmar	<i>Fulmarus glacialis</i>	42
Whit-chinned Petrel	<i>Procellaria aequinoctialis</i>	15
Blue Petrel	<i>Halobaena caerulea</i>	5
Cape Petrel	<i>Daption capense</i>	4
.....etc		



Great Shearwater

Priority Actions

Actions to reduce marine debris from 2011-2021

- 1) Protect seabirds – they clean up plastic debris and speed up ultimate breakdown
- 2) Clean up accumulated litter within seabird colonies
- 3) Use these data to stimulate awareness



REDUCE – REUSE – RECYCLE

www.imares.wur.nl *Click dossiers Plastic.....*

www.zeevogelgroep.nl *Click downloads ... Fulmar study*



Priority Actions

REDUCE – REUSE – RECYCLE

- **Make deposit & return systems legally required:** high deposit fees for ALL products containing plastic must be standard.
- **Forbid the production of so-called degradable or compostable packaging** for both fossil- or bio-sourced plastic:
Let plastic be plastic!

Create value on plastic 'waste'