

NN31545.0684

NOTA 684<sup>II</sup>

14 juli 1972

Instituut voor Cultuurtechniek en Waterhuishouding  
Wageningen

**BIBLIOTHEEK  
STARINGGEBOUW**

**BIBLIOTHEEK DE HAAFF**

Droevendaalsesteeg 3a  
Postbus 241  
6700 AE Wageningen

RELATIVE HUMIDITY FROM WET AND DRY BULB THERMOMETER

(CENT. SCALE)

Mej. M.G. van Steenberg

---

Nota's van het **Instituut** zijn in principe interne communicatiemid-  
delen, dus geen officiële publikaties.  
Hun inhoud varieert sterk en kan zowel betrekking hebben op een  
eenvoudige weergave van cijferreeksen, als op een concluderende  
discussie van onderzoeksresultaten. In de meeste gevallen zullen  
de conclusies echter van voorlopige aard zijn omdat het onderzoek  
nog niet is afgesloten.  
Bepaalde nota's komen niet voor verspreiding buiten het Instituut  
in aanmerking


---

CENTRALE LANDBOUWCATALOGUS



0000 0672 7982

12 FEB. 1998



I N D E X

|                           | Page |
|---------------------------|------|
| 1. INTRODUCTION           | 1    |
| 2. PSYCHROMETRIC CONSTANT | 1    |
| 3. RELATIVE HUMIDITY      | 3    |
| 4. TABLE                  | 4    |
| 5. LITERATURE             | 5    |
| APPENDIX                  |      |

## 1. INTRODUCTION

In humidity investigations often a thermodynamical hygrometer, called psychrometer, is used.

This instrument consists of two ordinary mercury-in-glass thermometers. One of them, the dry bulb thermometer, indicates the prevailing air temperature. The other, the wet bulb thermometer, is kept wet by means of a mouslin cloth which is wrapped around the bulb and is soaked with water. When the surrounding air is unsaturated water from this wet bulb will evaporate. The heat needed for this evaporation is obtained from the mercury of the wet thermometer, so that it registers a lower temperature. The difference between the dry and wet bulb temperature is an indication for the humidity of the air.

## 2. PSYCHROMETRIC CONSTANT


The humidity-temperature relationship is shown in the expression

$$\gamma = \frac{e_w - e}{T_A - T_W} \quad (1)$$

where  $e$  = actual water vapour pressure at temperature  $T_A$  (mm Hg)  
 $e_w$  = saturated water vapour pressure at temperature  $T_W$  (mm Hg)  
 $T_A$  = temperature dry bulb ( $^{\circ}\text{C}$ )  
 $T_W$  = temperature wet bulb ( $^{\circ}\text{C}$ )  
 $\gamma$  = psychrometric constant (mm Hg  $\cdot$   $^{\circ}\text{C}^{-1}$ )

The psychrometric constant  $\gamma$  depends on temperature, atmospheric pressure and wind velocity.

Because of the physical incompleteness of the proportional constants, for the calculations of  $\gamma$  various assumptions may be made. One of the assumptions is that all the heat required to vaporize the mass of water is obtained from the surrounding air. Starting from the energy



balance equation

$$R_n = LE + H \quad (\text{cal. cm}^{-2} \cdot \text{s}^{-1}) \quad (2)$$

where  $R_n$  = the energy flux of net radiation

LE = the flux of latent heat into the air

H = the flux of sensible heat into the air

this assumption means that  $R_n$  is neglected.

From this it follows that

$$LE = H \quad (3)$$

Equation (3) can also be written as a transport equation

$$- (L\rho_a \epsilon/p_a) K_v \frac{de}{dz} = - \rho_a c_p K_h \frac{dT}{dz} \quad (4)$$

where  $\rho_a$  = density of the air (g. cm<sup>-3</sup>)  
 L = latent heat of evaporation of water (cal.g<sup>-1</sup>)  
 $\epsilon$  = ratio of molecular weight of water vapour to dry air (= 0,622)  
 $p_a$  = atmospheric pressure (mm Hg )  
 $c_p$  = specific heat of dry air at constant pressure (cal.g<sup>-1</sup>.°C<sup>-1</sup>)  
 $K_v$  = eddy transfer coefficient for vapour (cm<sup>2</sup>.S<sup>-1</sup>)  
 $K_h$  = eddy transfer coefficient for heat (cm<sup>2</sup>.S<sup>-1</sup>)

The coefficients  $K_v$  and  $K_h$  are depending on wind speed, but in a different way, especially for low wind speeds.

For higher wind speeds it is usually assumed that  $K_v = K_h$ .  
 So, in a restricted range of wind velocities (between 4 and 10 m.S<sup>-1</sup>)  
 eq. (4) can be written as


$$- (L\rho_a \epsilon/p_a) \frac{de}{dz} = - \rho_a c_p \frac{dT}{dz} \quad (5)$$

or, expressing it in finite form

$$- (L\rho_a \epsilon/p_a) \frac{\Delta e}{\Delta z} = - \rho_a c_p \frac{\Delta T}{\Delta z} \quad (6)$$

Hence

$$\frac{\Delta e}{\Delta T} = \frac{c_p p_a}{L \epsilon} \quad (7)$$



Substitution of  $\Delta e = e - e_w$  and  $\Delta T = T_A - T_W$  gives

$$\frac{e - e_w}{T_A - T_W} = \frac{c_p p_a}{L \epsilon} \quad (8)$$

Combination of eq. (1) and eq. (8) yields

$$\gamma = \frac{c_p p_a}{L \epsilon} \quad (\text{mm Hg} \cdot ^\circ\text{C}^{-1}) \quad (9)$$

Putting  $c_p = 0.24 \text{ cal.g}^{-1} \cdot ^\circ\text{C}^{-1}$ ,  $p_a = 760 \text{ mm Hg}$  and  $L = 588 \text{ cal.g}^{-1}$  at  $15^\circ\text{C}$  in equation (9) gives

$$\gamma = 0.499 \text{ mm Hg} \cdot ^\circ\text{C}^{-1} \quad (10)$$

Note 1. L depends on temperature, so substituting L-values related to  $T_W = 0, 10$  and  $20^\circ\text{C}$  one finds  $\gamma = 0.492, 0.497$  and  $0.501 \text{ mm Hg} \cdot ^\circ\text{C}^{-1}$  respectively. Several investigators (SMITHSONIAN METEOROLOGICAL TABLES (1951), PAGE 365) describe the relation between  $\gamma$  and  $T_W$  as

$$\gamma = 0.000660 p_a (1 + 0.00115 T_W) \quad (11)$$

At an atmospheric pressure  $p_a$  of  $760 \text{ mm Hg}$  substitution in eq. (11) of  $T_W = 0, 10$  and  $20^\circ\text{C}$  yields  $\gamma = 0.502, 0.507$  and  $0.513 \text{ mm Hg} \cdot ^\circ\text{C}^{-1}$  respectively.

Note 2. In cases with wet bulb temperatures below  $0^\circ\text{C}$  and a frozen cloth, the psychrometric constant should be multiplied by  $0.882$  i.e. with the ratio of the latent heat of evaporation of water to that of ice.

### 3. RELATIVE HUMIDITY

Relative humidity is the actual water vapour pressure ( $e$ ) at temperature  $T_A$  as a fraction of the saturated water vapour pressure ( $e_s$ ) at temperature  $T_A$

$$h = \frac{e}{e_s} \quad (12)$$





Rearranging expression (1) one gets the psychrometric formula

$$e = e_w - \gamma(TA - TW) \quad (\text{mm Hg}) \quad (13)$$

thus

$$h = \frac{e_w - \gamma(TA - TW)}{e_s} \quad (14)$$

To avoid decimal points, relative humidity can be expressed as a percentage, so


$$\text{rh} = 100 h = 100 \frac{e_w - \gamma(TA - TW)}{e_s} \quad (15)$$

#### 4. TABLE

With the aid of eq. (15) a table of relative humidity values is composed for a range of increasing values of TA and (TA - TW). The computations were carried out on an IBM 1130 computer with FORTRAN program.

The table gives the relative humidity rh directly from reading of dry bulb temperature TA and wet bulb temperature TW. The given values relate to a temperature of 15°C and an atmospheric pressure of 760 mm Hg.

Errors resulting from the use of this table for air temperatures above - 10°C and a barometric pressure between 775 and 710 mm Hg will usually be within the error of observation.



## 5. LITERATURE

FEDDES, R.A., 1971. Water, heat and crop growth.

H. Veenman & Zonen N.V., Wageningen: 32-33.

GULIK, D. VAN en E. VAN EVERDINGEN, 1932. Leerboek der meteorologie.

Noordhoff, Groningen: 64-78

ROSE, C.W., 1966. Agricultural physics. Pergamon, Oxford: 69-77.

SMITHSONIAN METEOROLOGICAL TABLES, 1951.

Smithsonian Misc. Coll. Vol. 114.

Smithsonian Inst., Washington D.C.

