

On the looting of nations

Mare Sarr · Erwin Bulte · Chris Meissner ·
Tim Swanson

Received: 16 December 2009 / Accepted: 6 May 2010 / Published online: 27 May 2010
© The Author(s) 2010. This article is published with open access at Springerlink.com

Abstract We develop a dynamic discrete choice model of an unchecked ruler making decisions regarding the development of a resource rich country. Resources serve as collateral and facilitate the acquisition of loans. The ruler chooses either to stay in power while facing the risk of being ousted, or loot the country's riches by liquefying the resources through lending. We show that unstructured lending from international credit markets can create incentives to loot the country; and an enhanced likelihood of looting causes greater political instability, and diminishes growth. Using a treatment effects model, we find evidence that supports our predictions.

Keywords Natural resource curse · Economic growth · Dictatorship · Looting · Odious debt

JEL Classification O11 · O13 · O16

“Countries don't go out of business . . . The infrastructure doesn't go away, the productivity of the people doesn't go away, the natural resources don't go away. And

M. Sarr (✉)
School of Economics and Environmental Economics Policy Research Unit, University of Cape Town,
Private Bag, Rondebosch 7701, South Africa
e-mail: mare.sarr@uct.ac.za

E. Bulte
Department of Economics, Tilburg University and Wageningen University, P.O. Box 8130, 6700,
EW Wageningen, The Netherlands
e-mail: erwin.bulte@wur.nl

C. Meissner
Department of Economics, University of California, Davis, CA 95616, USA
e-mail: cmmeyssner@ucdavis.edu

T. Swanson
Department of Economics and Faculty of Laws, University College London, London, WC1E 6BT, UK
e-mail: tim.swanson@ucl.ac.uk

so their assets always exceed their liabilities, which is the technical reason for bankruptcy. And that's very different from a company." Walter Wriston (Citicorp Chairman, 1970–1984)

1 Introduction

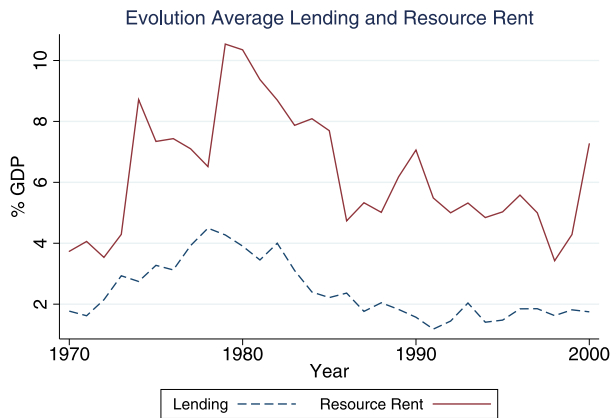
An extensive literature documents that resource wealth can be a curse rather than a blessing for many countries (Sachs and Warner 1995). There are at least three different explanations for this so-called resource curse. Reduced growth in resource-rich countries has been associated with (i) increased indebtedness (Manzano and Rigobon 2001), (ii) domestic conflict and political instability (Collier and Hoeffler 2004), and with (iii) autocratic regimes and poor institutions (Ross 2001; Isham et al. 2005). Clearly there are political and institutional dimensions to resource-related development problems that need to be unraveled.

This paper contributes to that ambitious objective, by combining institutional and economic factors in modeling resource-rich economies. It commences from the observation that many resource-rich countries hold these resources as national assets (rather than under systems of private property rights) and thus present a situation where the ruling party or person finds itself immediately endowed with substantial rights to the state's resource wealth upon taking political control. Where such control is relatively unchecked, this presents the new rulers of such states with an immediate decision regarding the exploitation of its political position. Should political control be converted into immediately available wealth, or should it be retained to generate some other positive payoffs for the leadership in the future? This is akin to the voluntary liquidation—or "looting"—option first modeled by Akerlof and Romer (1994) and discussed in the context of African economies by Bates (2008).

Autocratic leaders who stay and invest in the development of such countries must first make the decision not to engage in immediate looting (see also Overland et al. 2005). When the incentives to stay and invest are inadequate, centralized autocratic regimes translate control into little other than a series of looting incidents. Thus it is the incentives for looting (rather than investing) that turn resource-richness into economic disaster. States evidencing long-standing looting behavior include countries such as Nigeria or the Democratic Republic of Congo (DRC), in which the disastrous economic and political performance can be easily traced to the ongoing predatory behavior of a series of autocratic regimes. Many economic and political studies list examples of such resource-inspired looting-type behavior (e.g., Jayachandran and Kremer 2006; Bates 2008).

We are not the first to point to the importance of institutions in the explanation of the resource curse. There is plenty of evidence suggesting that institutional quality is one of the main drivers of economic development in general (Acemoglu et al. 2001; Rodrik et al. 2004), and it has been argued that the fates of resource-rich economies in particular are influenced by the quality of their institutions (Robinson et al. 2006; Mehlum et al. 2006). Our point is more specific. We argue that it can be a particular sort of interaction between domestic institutional weaknesses (centralized governance and unchecked autocratic decision making) and international institutional weaknesses (unstructured lending conditions) that might explain looting behavior and provide a better understanding of the resource curse. Specifically we demonstrate here that there is one set of institutional failures that can combine to create irresistible incentives for the looting of nations. These are: a) the existence of relatively undeveloped domestic democratic institutions (an absence of checks on the current ruler); b) the presence of nationally held resource rights (centralized economies); and c) the availability of relatively unstructured international lending by banks to such rulers (unconditional conferment of liquidity).

Fig. 1 Evolution of average lending and resource rent (% GDP)



As indicated above, the international capital market plays a crucial role in our story. We wish to examine in particular how excessive resource-based lending by external financial institutions can induce debt, default and regime change in developing countries. This sort of moral hazard in the financial markets leading to excessive lending to sovereigns has been noted previously (Bulow 2002).¹ A casual look at the data confirms some basic findings highlighted in the literature. Figure 1 shows the evolution of average lending and resource rents between 1970 and 2000. The lending curve mirrors the resource rents curve. This supports earlier claims that international financial markets lend money during commodity “booms” and restrict liquidity during “busts”. The evolution of these two indicators is indicative of the “boom-based borrowing capacity” highlighted by Usui (1997), and Manzano and Rigobon (2001). We also are not the first to highlight the roles of international lending and indebtedness in reduced growth. Manzano and Rigobon (2001) find that the resource curse vanishes when controlling for indebtedness. Their argument is that large credits offered on resource-based collateral in periods of commodity boom resulted in substantial debt overhang when commodity prices fell in the 1980’s.²

We agree with their analysis, and develop ours to elaborate and expound upon the mechanisms by which resource-based lending goes bad. The most fundamental cause of this problem is moral hazard: the international creditors, private and official, perceive no downside risk to lending on the basis of resource-based collateral. This is because lenders see little reason to exercise restraint in lending to resource-rich states, since the resources (and liabilities) remain behind even when the regime changes (see introductory quote above) (Bulow 2002). This means that lenders have little reason to be concerned about the incentives their loans generate. According to Raffer and Singer (2001: 161), the policy of “liberal lending by commercial banks opened a bonanza for corrupt regimes. After amassing huge debts and filling their pockets, military juntas (...) simply handed power and the debt problem over to

¹The existence of “excessive resource-based lending” is reinforced by the observation that 12 of the world’s most mineral-dependent countries and six of the world’s most oil-dependent countries are currently classified as highly indebted poor countries (Weinthal and Luong 2006).

²In the 1970s and early 1980s international banks (such as Citicorp and Chase Manhattan) lent vast amounts of money to developing nations based on their natural resources endowment, virtually irrespective of their long-run ability to repay such debts (Sampson 1982). It is now seen that the boom in resource prices in the 1970s increased the value of *in situ* resources, aiding the ability of resource-rich economies to attract foreign loans and run up debts. The absence of productive investment by these resource-rich nations meant that there was significant indebtedness with little demonstratively positive impact upon growth.

civilians.” We demonstrate in our model precisely how such unstructured lending generates the incentives for the combined events of debt and departure, instability and indebtedness.

In sum, we develop a model of a resource-rich economy governed by a self-interested ruler with unchecked property rights in national resources who cares only about his own consumption. The crucial and discrete choice made by the ruler is whether to stay and invest, or to loot and exit. In spirit, the model is close to Overland et al. (2005) who explore the determinants of a dictator’s decision to initiate growth or “plunder his country” when he faces a potentially insecure tenure. This is reminiscent of McGuire and Olson’s (1996) bandit model in which when an autocrat is secure about his tenure, he will stop behaving as a “roving bandit” leader and instead act as a ruler (or “stationary bandit”) whose interest is aligned with the people’s. However, our model differs because our focus is on the role of financial markets in liquefying sunk capital, especially in regard to natural resources. To the extent that external finance facilitates the conversion of sunk capital into liquid capital—enabling the leader to make immediate access to wealth that usually requires time and investment—it affects the tradeoff between staying (re-investing in the economy and consuming by maintaining control) or looting (taking the extant liquidity and exiting). This combination of resource wealth and excessive external lending gives rise over time to endogenous political instability, lack of investment and indebtedness.

Our main results are as follows. We first demonstrate in a simple model how a dictator taking control of a nation’s resources might decide between three distinctly different paths: (1) immediate looting of the country’s resource wealth; (2) transitory investment in the country’s capital base to build up additional liquidity for looting in the medium term; or (3) long term investment in the economy (and possibly in shared consumption or political repression) in an attempt to secure tenure and to consume from the economy. Second, we demonstrate the main factors affecting the dictator’s choice between these various paths, being: a) the level of external finance available for liquefying resource wealth; b) the indebtedness of the economy; and finally c) the productivity of investments within the economy. After discussing the dictator’s problem, we provide simulations of the path of such an economy over time which, under specific conditions (low productivity and high liquidity), is one of recurrent looting—resulting in political instability, low growth and substantial indebtedness. We demonstrate that the same autocrats (with lower liquidity or higher security) will pursue a path of optimal investment and high growth—acting more as an owner and less as a looter of the economy. Finally, we provide empirical evidence that corroborates the predictions from our theoretical framework. We find that greater lending to sufficiently resource-rich countries is associated with enhanced likelihood of political turnover—an empirical proxy for looting—which in turn is negatively associated with economic growth. Indeed, the effect of a one standard deviation increase in lending results in an expected decrease in economic growth ranging from 0.47 to 0.72 percentage points. This finding suggests that the model points to a channel through which the resource curse may arise.

The paper is organized as follows. In Sect. 2, we present a stylized model of the looting of a resource-rich nation with an unchecked ruler who has access to foreign lending. In Sect. 3, we simulate the choices of a series of such autocrats over time, and demonstrate the economic outcomes for the nation over a significant range of parameters. In Sect. 4, we initiate our empirical analysis of resource-rich states, outlining our empirical strategy and introducing our data. In Sect. 5, we present regression results—looking at the relationship in these states between: a) lending and looting; and b) political instability and economic growth. Section 6 concludes.

2 A stylized model of looting

Here we discuss a model based on Akerlof and Romer (1994) in which we investigate the effects of natural resource abundance, poor governance and unsound lending on political stability and ultimately on economic performance. Poor governance is present in the form of an unchecked ruler with implicit property rights in the resources of the state. We are interested in how such an autocrat will elect to achieve a payout on these property rights and, in particular, the impact of lending market imperfections upon the dictator's choice between staying and looting. Staying involves the dictator's commitment to acquiring a return by holding onto power and investing in the country. Looting involves electing a short term "hit and run" strategy of maximum loan, minimal investment, and immediate departure. Before we examine the model, we will first define the primary actors existing within the framework.

2.1 Autocratic resource-rich states

The states concerned hold their fixed natural resource stocks directly as sovereign assets; there are no intermediate entities (corporations, individuals) holding rights to these resources. Once in power, the leader of the state has the unchecked authority to mine the resources or to enter into contracts on behalf of the state in regard to the natural resource assets. These natural resources are sunk assets, but are assumed to be capable of providing a constant stream of revenues into the indefinite future. Consider such an autocratic resource-rich state, a small open economy producing output y_t according to the function $y_t = f(k_t) + \varphi(Z)$, where f and φ are two increasing, concave, and continuously differentiable functions of capital k_t and Z . $\varphi(Z)$ is the flow of resource rents deriving from the state's sunk resource wealth Z . We will assume here that the flow of rents from resources remains constant throughout the program, while the productivity of the economy may be enhanced by means of investment in capital. The capital stock k_t evolves according to the transition equation $k_{t+1} = (1 - \delta)k_t + i_t$, where i_t and δ represent the current gross investment and the depreciation rate. Because of the natural resource endowment, this country qualifies for loans l_t from international commercial banks at the beginning of each period so that it faces the following budget constraint: $c_t + i_t + rd_t = y_t + l_t$, where r is the interest rate paid on accumulated debt, d_t . The country's stock of debt evolves according to the following transition equation:

$$d_{t+1} = d_t + l_t$$

The interest on the debt must be paid each period for the banks to accept lending in the next period. So, the cost of servicing the debt rd_t is incurred each period that the state is not in default.

2.2 External financial institutions

Foreign financial institutions make liquidity available to the resource-rich states in recognition of the expected future flows of value from the resource base. These institutions (primarily the commercial banking sector) recognize the authority of rulers of autocratic resource-rich states to enter into contracts on behalf of the states in regard to these resources, and any contracts entered into by a ruler continue as obligations of that state beyond the individual tenure of that ruler. The commercial banking sector offers liquidity to the current leader con-

tingent upon the state not currently being in default.³ The amount of liquidity is constrained by an aggregate debt ceiling proportionate to the total resources available.

We are assuming here that international lenders are relying primarily on the anticipated flows from natural resource stocks as implicit collateral for their loans. Natural resources (more specifically the so-called “point source” resources such as oil and minerals) differ from other forms of capital such as physical infrastructure, hospitals, schools or factories in that they can be more readily liquefied by means of bank lending. We capture this notion by assuming that the liquidity parameter θ_z for the natural resource is larger than for other forms of capital, θ_k , i.e., $\theta_z > \theta_k \geq 0$.

Banks recognize that adverse selection can result from price-based lending and so limit lending levels instead (Stiglitz and Weiss 1981). Credit rationing here is limited by both the immediate and discounted future flows from the resource base available for repayment (Bulow and Rogoff 1989). This means that, so long as the state is not in default (i.e., prior debt is serviced), the lenders are willing to provide a maximum loan amount in any given period in proportion to the total amount of longer term resources available. The first point indicates that there is a certain proportion of resource-based capital and physical capital that is liquefiable in any given period, i.e., $\theta_z Z + \theta_k k_t$. This implies that:

$$l_t \leq \theta_z Z + \theta_k k_t \quad (1)$$

The second point captures the idea of a credit ceiling (Eaton and Gersovitz 1981). We assume that the aggregate debt level is limited to the amount serviceable by the present value of the stream of liquidity derivable from all capital stocks.

$$d_{t+1} \leq \frac{(1+r)}{r} (\theta_z Z + \theta_k k_t) \quad (2)$$

2.3 The dictator

The ruler of the state concerned is a dictator in that he has unchecked power over the resource wealth and other assets of the state for the duration of his tenure. His problem is to determine how best to appropriate maximum utility from his period of tenure over these resources. These resources are sunk, in that there is only a fixed proportion of the resources realizable in any given period of his tenure. These flows may then be consumed immediately or invested in the productive capacity of the economy which makes them available for future consumption. The ruler can affect the length of his tenure by means of investments in societal betterment (shared consumption) or repression but there remains uncertainty in each period concerning whether the regime will end at that time. With international lending, the ruler has the option of liquefying some additional proportion of the state’s resource wealth in any given period, at the cost of an increase in the state’s debt at the beginning of the next period.

2.4 The dictator’s problem

These three assumptions are sufficient for establishing the structure of our autocrat’s choice problem, which is built upon the premise that the ruler is pursuing his own agenda after assuming control of the state (Acemoglu et al. 2004).

³Default is a suspension of payments of interest or principal that can end when a creditor and the debtor agree to a new schedule for repayment of some proportion of interest in arrears and principal outstanding.

In each period, the incumbent dictator decides whether to stay in power or to loot the country and leave immediately. His choice resembles that of the manager of a firm who selects strategically the point in time of the liquidation of a limited liability corporation (Mason and Swanson 1996). The basic decision comes down to whether to abscond with maximum liquidity today, or whether to stay and invest in tenure and productivity in order to acquire a return from holding control over the productive capacities of the enterprise in the future.

If the dictator decides to stay, he captures part of the benefits from production, and then faces the decision regarding looting again in the next period. By staying, the dictator faces the possibility that he will be ousted, and lose everything along with his loss of control. The decision whether to stay one more period or to loot is a recursive discrete choice problem described by the following equation:

$$V(k_t, d_t, \varepsilon_t) = \max_{\chi_t \in \{\text{stay}, \text{loot}\}} [v^x(k_t, d_t) + \varepsilon_t(\chi_t)] \quad (3)$$

This equation relies on the assumption of additive separability (AS) of the utility function between observed and unobserved state variables. We will also assume that 1) ε_t follows an extreme value distribution; and 2) ε_{t+1} and ε_t are independent conditional on the observed state variables k_t and d_t . These assumptions follow Rust (1987 and 1994) and greatly simplify this complex problem.

2.5 The decision to retain control

Given a decision to stay and maintain control, the dictator will choose current period consumption c_t , capital level k_{t+1} , debt level d_{t+1} and repression level s_t to secure his rule. He enjoys an instantaneous utility $u(c_t)$ where $u > 0$, $u' > 0$ and $u'' < 0$, and an expected stream of future utilities should he remain in power. He decides the investment level in productive capital each period by choosing k_{t+1} according to the following law of motion:

$$k_{t+1} = f(k_t) + \varphi(Z) + (1 - \delta)k_t - c_t - rd_t + l_t - \text{cost}(s_t) \quad (4)$$

where s_t measures the repression level chosen by the dictator (e.g., expenditures on secret services, police and army), and whose associated costs are represented by $\text{cost}(s_t)$.

2.6 The risk from retaining control

Within each period t , the dictator experiences the realization of a discrete random variable $\xi_t = \{0, 1\}$, where $\xi_t = 1$ indicates that the dictator is toppled, and $\xi_t = 0$ indicates that the dictator remains in power. We assume that the realization of the shock depends both on the choice of next period's capital stock and repression level. This specification captures the idea that both consumption-sharing and military-spending are strategies for maintaining control over the economy. Let $\rho(k_{t+1}, s_t) = \rho(\xi_t = 1 | k_{t+1}, s_t)$ denote the probability of the dictator being deposed next period given that he was in power this period; $\rho(k_{t+1}, s_t)$ is assumed to be strictly decreasing and strictly convex in both arguments—see Overland et al. (2005) for a similar idea. That is, increased k_{t+1} and s_t decrease the probability of being toppled at a decreasing rate. The idea here is that the dictator may invest in repression to secure his tenure and may also attempt to buy peace by sharing some of the output with the population (k_{t+1}). This dilemma has also been analyzed by Azam (1995).

2.7 The optimal length of tenure

The fundamental tradeoff from the perspective of the dictator concerns the refusal of amounts currently appropriable from the economy (via liquidity and looting) in pursuit of the amounts potentially producible in future periods (via investment and retention of tenure). The optimal tenure of a dictator is more than one period, only if there is sufficient security and expectation of returns to render investment the preferred option. This points to the fact that almost any resource-rich country can be encouraged toward default by affording sufficient levels of liquidity. This has been demonstrated by others, in their inquiries into the nature of self-enforcing sovereign debt contracts (Bulow and Rogoff 1989; Kletzer and Wright 2000). Our paper is a counter-part to those, illustrating how an inefficient sovereign debt contract is capable of inducing political instability and default, and demonstrating what is “excessive” liquidity in the context of a resource-rich but autocratic state. In the next section we give a simulation of this model for purposes of demonstrating how liquidity is able to induce instability and hence underinvestment and lack of growth.

3 Simulation of the model—liquidity and the looting economy

The previous section set out the basic choice of an autocratic ruler of a resource rich state between “staying and investing” or “liquidating and looting”. In this section we demonstrate how the offer of resource-based liquidity provides an incentive system for the dictator, determining whether he will choose to loot, or invest in, the economy. Our basic point here is that the returns from investment in the economy must decline over some range, while the returns from looting remain constant. For this reason, the system of incentives for looting will evolve with the state of the economy, and given the particular level of liquidity available. The incentives to loot or to invest are determined by: a) the rate of return on investment; b) the security of the autocrat; and c) the level of liquidity on offer.

In this section we simulate the growth and development of such an autocratic resource-rich economy, given both low liquidity and high liquidity, in order to illustrate how a dictator will choose its date of departure by reference to the evolving system of incentives to loot. Initially the dictator will perceive high returns to initial investments in capital, and so stay and invest, but as successive increments to the capital stock reduce returns, the relative returns to looting may come to dominate.

3.1 Specification of the growth model

To illustrate the dynamics of a resource-rich economy with optional liquidity-based looting, we simulate the model using the following functional forms: utility is specified as a CES function $u(c) = \frac{c^{1-\sigma}}{1-\sigma}$, and the probability of losing power is an exponential function of the form $\rho(k') = \exp(-\lambda k')$, where λ represents the dictator’s effectiveness in preventing his demise. The production function takes the form $f(k) = Y_s - \frac{Y_s}{1+k}$, where $f' > 0$ and $f'' < 0$. In the limit, output will tend to Y_s . The value of staying and looting are then given by:⁴

$$v^{stay}(k, d) = \max_{c, k', d' \in \Gamma(k, d)} (1 - \exp(-\lambda k')) \left[\frac{c^{1-\sigma}}{1-\sigma} + \beta E_{\varepsilon'} V(k', d') \right] \tag{5}$$

⁴For the sake of simplicity, we omit the role of repression s in the simulation.

$$\text{s.t. } \Gamma(k, d) = \begin{cases} k' = f(k) + Z^\varphi + (1 - \delta)k - c - (1 + r)d + d' \\ d' = d + l \\ d' \leq \frac{(1+r)}{r}(\theta_z Z + \theta_k k) \\ l \leq \theta_z Z + \theta_k k \\ c \geq 0; \\ k \geq 0; d \geq 0 \\ k(0) = k_0; d(0) = d_0 \end{cases} \quad (6)$$

$$v^{loot}(k, d) = \frac{u(c^{loot})}{1 - \beta} \quad \text{where } c^{loot} = \frac{r}{1 + r}(\theta_z Z + \theta_k k) \quad (7)$$

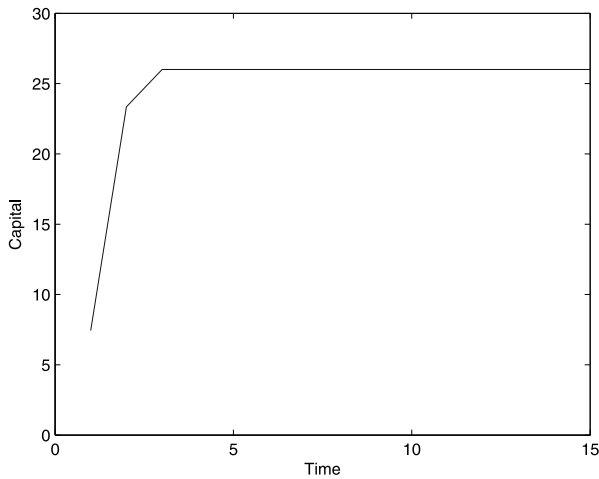
The following parameters are established as baselines, and will remain constant throughout all of the simulations: $\beta = 0.95$; $\sigma = 0.9$; $\delta = 0.1$; $r = 0.12$.

3.2 Simulation of growth

In Fig. 2 and Fig. 3 we illustrate the impact of incentives for looting generated by first low liquidity and then high liquidity in resource-based lending. Figure 2 demonstrates the existence of investment incentives for small enough values of θ_z . Here the dictator views the productivity of the economy as his primary asset. Debt is exercised to its limit, but the dictator uses it for investment and in-place consumption. The regime does not change and capital levels reach the steady state optimum. In effect, the autocrat is acting as “owner” or “stationary bandit” of the entire economy, and lending simply serves its purpose as a mechanism for shifting consumption across time. However, when θ_z is high enough (doubled to $0.6Z$ as in Fig. 3), the dictator uses debt to pursue a “hit and run” strategy with regard to the economy. He accumulates capital to a point, but then loots as much of the capital and liquidity as is possible. This decision to loot is based on the dictator’s comparison of the relative returns to further capital investments versus liquidity-based looting, which flip the incentives for the autocrat in the third period. This change in incentives for the dictator makes a big difference for the economy concerned. A comparison of the two simulations reveals that capital in the looted economy moves to levels approximately 15% below that which occurs under the investment scenario (comparing Fig. 2 and Fig. 3 at period 3).

More importantly, the dynamics of the simulation reveal that the second economy never recovers from this initial looting. The fact that the new dictator (in period 4) takes over an economy with higher debt levels means that the value of staying commences at a much reduced level. Looting becomes the optimal choice for this economy from then on. A series of incoming autocrats immediately loot the country’s riches until debt reaches the ceiling, at which point banks are no longer willing to provide further liquidity (see Fig. 3 in periods 4–13). This economy is now caught in a “debt trap” of political instability and low growth, with its origins in the level of resource-based liquidity proffered to the incoming autocrats.

These simulations demonstrate that an incoming autocrat may act as an “owner” or as a “thief” in regard to the economy, depending upon the level of liquidity on offer. Low levels of liquidity maintain the incentives to stay and to invest as the owner of the economy. The returns from control are secured by staying on the scene, maintaining control and securing the flow of returns from earlier investments. On the other hand, high levels of liquidity act as a prize to the winner of the contest for control, and create incentives for an ongoing system of hits and runs. The returns from control in this case are secured simply by winning the contest for control of the economy—then the banks pay the prize and the contest winner exits the stage. This may be illustrated by comparing the incentives of a relatively secure



Period	Capital	Output	Debt	Consumption	Number Regimes
1	7.4	11.5	1.5	0.9	1
2	23.3	12.5	6.0	13.0	1
3	26.0	12.5	10.6	14.9	1
4	26.0	12.5	15.1	14.3	1
5	26.0	12.5	19.6	13.8	1
6	26.0	12.5	24.2	13.3	1
7	26.0	12.5	28.7	12.7	1
8	26.0	12.5	33.2	11.9	1
9	26.0	12.5	37.0	7.7	1
10	26.0	12.5	37.0	7.7	1
11	26.0	12.5	37.0	7.7	1
12	26.0	12.5	37.0	7.7	1
13	26.0	12.5	37.0	7.7	1
14	26.0	12.5	37.0	7.7	1
15	26.0	12.5	37.0	7.7	1

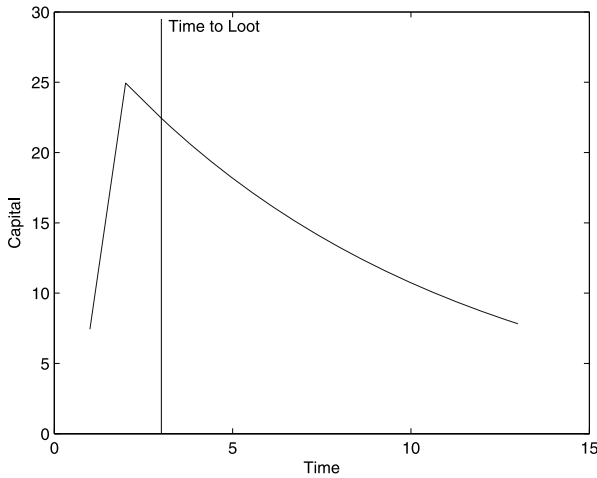
$\beta = 0.95$; $\sigma = 0.9$; $r = 0.12$; $\delta = 0.1$; $\theta_z = 0.3$; $\theta_k = 0.1$; $\lambda = 0.15$; $\varphi = 0.5$; $NR = 5$; $Y_s = 13$; $d_{max} = 37$

Fig. 2 Optimal capital over time with low θ_z

dictator (low hazard of displacement) in Fig. 2 with those obtaining under the conditions of an insecure ruler (high hazard rate) in Fig. 4. What is the impact of “security of tenure” on the incentive system facing the dictator?⁵ If the dictator is able to secure his tenure (relatively high λ in Fig. 2) then he has incentives to stay and invest in productive capital as “owner”. By contrast, if he is unable to secure his tenure (low λ in Fig. 4), then the incentives are to loot. Since insecurity and lending have the same impact on incentives, it is apparent that both have the capacity to turn an owner-ruler into a thief.

These simulations translate our basic model of autocratic choice into empirically observable outcomes regarding lending, political instability, and economic growth. We have demonstrated that excessive resource-based lending may be seen to induce political instability and result in poorly performing economies. We turn now to an empirical examination of these claims.

⁵Comparing Figs. 2 and 4 demonstrates the point of McGuire and Olson (1996). When the probability of survival is high and the autocrat values the future, an “invisible hand” makes his interest consistent with the interests of society at large.



Period	Capital	Output	Debt	Consumption	VLoot	Number Regimes
1	7.4	11.5	2.3	1.2		1
2	24.9	12.5	9.1	16.1		1
3	22.4	12.4	14.1		184.8	1
4	20.2	12.4	19.1		183.8	2
5	18.2	12.3	24.1		182.9	3
6	16.4	12.3	29.1		182.0	4
7	14.7	12.2	34.1		181.2	5
8	13.3	12.1	38.1		180.4	6
9	11.9	12.0	42.1		179.7	7
10	10.7	11.9	46.1		179.0	8
11	9.7	11.8	50.1		178.3	9
12	8.7	11.7	54.1		177.7	10
13	7.8	11.5	56.0		177.2	11

$\beta = 0.95; \sigma = 0.9; r = 0.12; \delta = 0.1; \theta_z = 0.6; \theta_k = 0.1; \lambda = 0.15; \varphi = 0.5; NR = 5; Y_s = 13; d_{max} = 56$

Fig. 3 Optimal capital over time with high θ_z

4 Empirical model and data

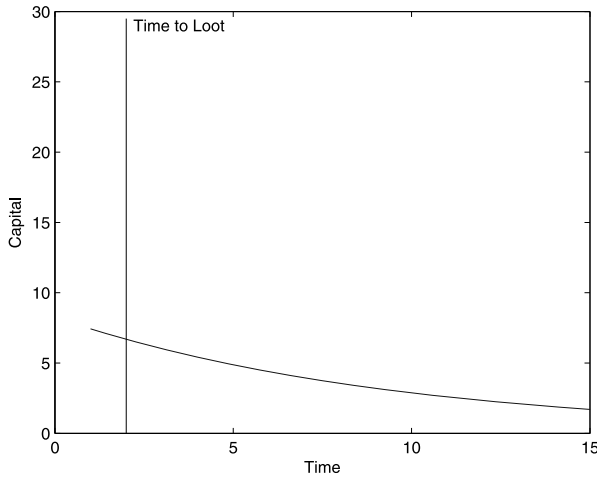
The key prediction from our theoretical model is that unstructured lending into a country with resources heightens the incentive to loot and under-invest in the economy. This leads to slow economic growth.⁶

We will test our theory of liquidity-induced looting against the Dutch Disease alternative. The claims to be investigated are as follows:

Claim 1 Greater lending at a fixed level of natural resource wealth makes the probability of looting more likely. The impact is magnified as resource wealth increases.

Claim 2 The political instability associated with looting will adversely affect economic growth in an autocratic resource-rich state.

⁶The relevant baseline comparison is to a dictator who has sufficiently low levels of resource collateral so that unstructured lending is minimal. It could also be to an infinitely lived representative consumer/producer who does not face political uncertainty and who cannot borrow in the same unstructured fashion that the dictator can.



Period	Capital	Output	Debt	Consumption	ConsoLoot	VLoot	Number Regimes
1	7.4	11.5	1.5	0.85			1
2	6.7	11.3	3.5		0.18	168.37	1
3	6.0	11.1	5.5		0.17	167.68	2
4	5.4	11.0	7.5		0.17	167.04	3
5	4.9	10.8	9.5		0.16	166.44	4
6	4.4	10.6	11.5		0.15	165.89	5
7	3.9	10.4	13.5		0.15	165.38	6
8	3.6	10.1	15.5		0.15	164.90	7
9	3.2	9.9	17.5		0.14	164.47	8
10	2.9	9.6	19.5		0.14	164.06	9
11	2.6	9.4	21.5		0.13	163.69	10
12	2.3	9.1	23.5		0.13	163.35	11
13	2.1	8.8	25.5		0.13	163.04	12
14	1.9	8.5	27.5		0.13	162.76	13
15	1.7	8.2	29.5		0.13	162.50	14

$\beta = 0.95; \sigma = 0.9; r = 0.12; \delta = 0.1; \theta_z = 0.3; \theta_k = 0.1; \lambda = 0.13; \varphi = 0.5; NR = 5; Y_s = 13; d_{max} = 37$

Fig. 4 Optimal capital over time with high hazard (low λ)

These claims follow from the implied logic of our model.⁷ These claims are tested against a more conventional Dutch Disease hypothesis. This alternative implies that increased resource reliance leads directly to slower growth by making industrial activity less lucrative.

In a related vein, another alternative hypothesis is that resource rents are grabbed when poor institutions reign (Mehlum et al. 2006). Grabbing diverts resources from other more productive pursuits, but this alternative is implicit in our tests. We restrict attention to autocracies which tend to have poor institutional quality. The financial channel that determines the level of looting is the focus of our paper. This complements previous research on grabbing.

⁷One subsidiary claim is that greater lending at fixed levels of the capital stock (higher θ_k) makes looting more likely. We do not have good measures of the capital stock and interacting a lending variable with GDP per capita is problematic given that GDP depends, among other things, on resource endowments. We assume therefore that this part of the lending and looting decision is orthogonal to the resource lending we see and control only for lending relative to the resource stock.

It has also been argued that natural resource abundance creates civil conflict and costly battles over resource rents; we control for the level of civil unrest and disorder so as to compare countries with similar levels of conflict. The question is whether the financial channel adds any explanatory power to regime turnover. Thus we look both at the empirical implications of our model versus others for political instability and also economic growth.⁸

To test our claims, we use a sample of 44 autocracies between 1972 and 1999. These are listed in Table 1. Data on lending, political and economic performance, natural resource wealth and other control variables are included from various sources described below.

We specify two estimating equations. One is for annual changes in economic growth following Londregan and Poole (1990) and Alesina et al. (1996) who studied political instability and growth. The other is a latent variable model of looting. Looting is inherently unobservable. Our model suggests that if enough looting occurs a regime could be toppled (e.g., due to low investment and popular dissatisfaction with slow growth) or, alternatively, a leader that loots would choose to depart in order to consume the fruits of his malfeasance. We proxy this looting with a binary variable that takes the value one if there is an irregular political change in regime.⁹ The two equations of interest are:

$$\Delta \log(\text{GDPcap})_{it} = \alpha_0 + \alpha_1 \text{Loot}_{it} + \alpha_2 \text{Rent}_{it-1} + \alpha_3 \mathbf{X}_{1it} + u_{it} \quad (8)$$

$$\text{Loot}_{it} = \begin{cases} 1 & \text{if } \text{Loot}_{it}^* > 0 \\ 0 & \text{otherwise} \end{cases}$$

$$\begin{aligned} \text{Loot}_{it}^* = \mathbf{W}_{it} \beta = & \beta_0 + \beta_1 \text{NRStock}_{it} + \beta_2 \text{Lending}_{it} \\ & + \beta_3 (\text{NRStock}_{it} \times \text{Lending}_{it}) + \beta_4 \text{NRStock}_{it}^2 \\ & + \beta_5 \log(\text{GDPcap})_{it-1} + \beta_6 \log(\text{GDPcap})_{it-1}^2 \\ & + \beta_7 \frac{\text{Debt}_{it}}{\text{GDP}_{it}} + \mathbf{W}_{1it} \beta_8 + \eta_{it} \end{aligned} \quad (9)$$

where *NRStock* and *Rent* denote, respectively, the ratio of the resource stock and the resource rent over GDP.

We estimate (8) and (9) jointly by Full Information Maximum Likelihood (FIML) using a treatment regression approach. This allows for correlation between the two error terms *u* and *η* which are assumed to be jointly normally distributed with correlation *ω*. The treatment (looting regression) and outcome (growth equation) are estimated jointly by maximizing the bivariate normal likelihood function. This is a fully efficient estimation method which takes account of the possibility that omitted and unobservable forces determine the realizations of both growth and looting. This is not a simultaneous equation procedure, so one key identifying assumption is that contemporaneous growth itself does not determine the *Loot* variable.¹⁰

⁸Sachs and Warner (1997) and Mehlum et al. (2006) look at average growth over a 25-year period. We look at the short-run since our model predicts more immediate impacts on investment and growth.

⁹Of course irregular departures of the incumbent regime could be due to other factors. We attempt to control for these other factors with indicators of civil unrest and assume that any other possible determinants are unrelated to included variables.

¹⁰We allow the lagged growth rate of income to enter into the looting equation. We also explore separately a simultaneous equation model and results are qualitatively similar but require purchase on further identifying assumptions.

Table 1 List of countries

Countries	Occurrence of looting in the sample
Algeria	1992
Argentina	1976
Bangladesh	1990
Bolivia	1978 1980 1981
Botswana	
Burundi	1987
Cameroon	1982
Central African Republic	1981
Chile	1973
China	
Congo Brazzaville	
Ecuador	1972 1976
Egypt	1981
El Salvador	1979 1980
Ghana	1972 1978 1981
Guatemala	1982 1983
Honduras	1972 1975 1978
Indonesia	1998
Iran	1979
Jordan	
Kenya	
Malaysia	
Mauritania	
Mexico	1994
Mozambique	
Nicaragua	1979
Niger	1974 1996 1999
Pakistan	1977 1999
Peru	1975
Philippines	
Rwanda	1973
Senegal	
Sierra Leone	1992
Sri Lanka	
Sudan	1985 1989
Syria	
Thailand	1973 1991
Togo	
Tunisia	1987
Turkey	1980
Uganda	
Zaire	1997
Zambia	
Zimbabwe	

We proxy looting with a binary variable that takes the value one if there is an irregular political change in regime

Table 2 Definitions of variables and source

Variables	Definition	Data source
Resource rent (% GDP)	Quantity * (commodity price – unit extraction cost)/GDP	World Bank, Environment Dept
Resource stock (% GDP)	Ratio of the stock of resource over GDP	World Bank, Environment Dept
Private lending (% GDP)	Ratio of lending from private creditors over GDP	Global Development Finance (World Bank 2006a)
Private debt (% GNI)	Ratio of the debt from private creditors over GNI	Global Development Finance (World Bank 2006a)
Real per capita GDP (log)	Real per capita GDP (PPP-adjusted)	Penn World Tables 6.2 (Heston et al. 2006)
Real per capita GDP growth (%)	Real per capita GDP growth (PPP-adjusted)	Penn World Tables 6.2 (Heston et al. 2006)
Inflation (%)	Annual consumer price index	World Development Indicators (World Bank 2006b)
Population growth (%)	Population growth	Calculation from WDI 2006
Average years of schooling	Years of schooling	Barro and Lee (2000)
Investment (% GDP)	Investment share of real GDP	Penn World Tables 6.2 (Heston et al. 2006)
Trade (% GDP)	Export+Import over real GDP	Penn World Tables 6.2 (Heston et al. 2006)
Tenure	Leaders' length of tenure in years	Bueno de Mesquita et al. (2003)
Native European language (%)	Share of the population speaking a European language at birth	Hall and Jones (1999)
Riots	Violent demo./clash of 100+ citizens involving physical force	Banks (2001)
Guerrilla warfare	Guerrilla warfare-aimed at overthrow of regime	Banks (2001)
Anti-government demonstrations	Peaceful public gathering 100+ people to express discontent	Banks (2001)

Years of schooling has a 5-year frequency. Each data point is applied on a yearly basis in the 4 preceding years

Loot is a binary variable that takes on the value 0 or 1. It is equal to 1 when the latent variable $Loot^*$ is positive which proxies for a scenario when the net benefit of staying $\Delta V(k, d)$ is negative and departure is optimal. We set *Loot* equal to 1 when there is an irregular regime change, meaning a ruler or regime has been deposed or forced from power in a non-constitutional manner.¹¹

Throughout we restrict attention only to those states classified as autocracies by Cheibub and Gandhi (2004). The regime change data come from Bueno de Mesquita et al. (2003). Complementary data is available from Archigos, a database of political leaders developed by Goemans et al. (2009). Archigos is particularly comprehensive and detailed so that we relied on it whenever there was a discrepancy with Bueno de Mesquita et al.

The key determinants of *Loot* are resource stocks and foreign lending. The resource stock comes from Hamilton and Ruta (World Bank, Environment Department). Lending (i.e., disbursements) by private creditors comes from the World Bank Global Development Finance (World Bank 2006a).¹² The interaction between these two variables is particularly important. If a positive coefficient is found here, and the marginal impact of lending turns out to be positive at a given level of resource abundance, this would substantiate the looting hypothesis.

We impose a number of other exclusion restrictions to improve identification. In particular we assume that the length of tenure in years of the current regime, fraction of people speaking a European language at birth introduced by Hall and Jones (1999), the number of violent demonstrations and clashes (Banks 2001), the existence of an active guerrilla force (Banks 2001), and the number of peaceful demonstrations of 100 or more people in protest of the regime (Banks 2001) all help determine whether looting is in fact present in the observed irregular regime change. We also assume that these variables affect growth only via the impact on political instability. The prior is that such variables are related to some measure of repression or the intensity of the battles for political power and hence shorten the time horizons of the government by raising the probability of being deposed in any period which is related to the variables $\rho(k', s)$ and $cost(s)$ from our theoretical model. Also in the vector \mathbf{W}_1 , we include lagged economic growth and regional dummies for Sub-Saharan Africa, Middle East/North Africa and Latin America.¹³

Following the empirical growth literature (Barro and Sala-i-Martin 1995), the growth equation incorporates lagged growth of GDP per capita, a proxy for human capital accumulation (number of years of schooling), population growth, investment as a percentage of GDP, the inflation rate, and trade openness. In addition to these variables, vector \mathbf{X}_1 includes regional dummies (country dummies in a robustness check), and year indicators. To test for Dutch Disease, we include in the growth regression the level of resource rents relative to GDP provided by Hamilton and Ruta. This variable covers mineral, coal, oil and gas rents,

¹¹We are assuming that the political instability induced through looting-type behavior is manifested in terms of enhanced levels of unscheduled departures. We control for other potential sources of such observed irregular regime change (see below). In our baseline sample (results are reported in Table 3) there are 44 country-year observations out of 752 when *Loot* equals 1.

¹²The main limitation of this dataset is that the major Gulf countries are not available because they do not report such borrowing.

¹³We also include the square of lagged per capita GDP and resource stock to control for the non-monotonic relationship between these variables and the likelihood of looting, which we have shown formally in the longer working paper version (Sarr et al. 2010). This longer version is available upon request from the corresponding author or can be downloaded from the following website: www.commerce.uct.ac.za/Economics/Staff/msarr.

and is measured as the product of the quantity of resources extracted and the difference between the resource price and the unit cost of extraction.¹⁴

To test Claim 2 the standard growth equation is augmented with our *Loot* indicator. We are interested in the indirect effect of lending and resources on growth due to political instability, that is:

$$\begin{aligned} & \frac{\partial E(\Delta \log(GDPcap)_{it} | \text{Loot}(Lending_{it}, NRStock_{it}) = 1)}{\partial Lending_{it}} \\ &= \alpha_1 \frac{\partial \Pr(\text{Loot} = 1 | Lending_{it}, NRStock_{it})}{\partial Lending_{it}} \end{aligned} \quad (10)$$

5 Estimation results

This section reports our estimation results. Our baseline specifications are reported in columns (1) and (2) of Table 3. Panel A represents the growth equation (8) and Panel B presents the results from our equation for looting (9). In column (2) of the growth equation, we control for country fixed effects.¹⁵

Claim 1 suggests that more foreign lending for a given level of resource wealth raises the likelihood of looting. The marginal impact of lending is also amplified at higher levels of resource wealth. The treatment equation shows that the marginal effect of lending for a given level of resource wealth is given by

$$\frac{\partial \Pr(\text{Loot} = 1 | Lending_{it}, NRStock_{it}, \mathbf{W}_{it})}{\partial Lending_{it}} = (\beta_2 + \beta_3 NRStock_{it}) \phi(\mathbf{W}_{it} \beta) \quad (11)$$

where ϕ is the standard normal density function.

If this effect is positive and statistically distinguishable from zero, then Claim 1 is substantiated. Indeed, we find that the marginal impact of lending is positive and hence associated with a greater likelihood of turnover at sufficiently high levels of resources. This effect is statistically significant at better than the 1% level for ratios of natural resource wealth to GDP of greater than 315% (just above the 88th percentile) in the sample.¹⁶ The impact is given as

$$\frac{\partial \Pr(\text{Loot} = 1 | Lending_{it}, NRStock_{it})}{\partial Lending_{it}} = (-0.121 + 0.0006 \times NRStock_{it}) \phi(\mathbf{W}_{it} \beta) \quad (12)$$

¹⁴We can alternatively include stocks in the growth equation instead of the flow value of resources. The results are not changed. The reason we use the flow in this case is to correspond with the theoretical predictions that resource intensity in current production is what matters for Dutch Disease.

¹⁵The treatment equation (probit for *Loot*) controls only for regional dummies. Country fixed effects produce inconsistent estimates in a standard probit model due to the incidental parameters problem. Conditional logit is an alternative but comes at the cost of dropping all countries with no looting or 285 country-year observations in this case. We ran such a model, and the results on the marginal impact of lending were qualitatively similar to the probit results discussed below.

¹⁶The impact is significant at the 10% level at resource wealth above 260% (84th percentile). To determine the partial effect of lending, the variables included in vector \mathbf{W}_{it} are calculated at their sample means as a baseline (see Fig. 5). We also ascertain how the effect changes when key variables such as past growth, per capita GDP and the number of riots and anti-government demonstrations are similar to Nigeria's (see Table 4).

Table 3 Growth and political instability regressions—looting

	Without country fixed effects		With country fixed effects	
	(1)		(2)	
Panel A: Growth equation				
Dependent variable: Real per capita GDP growth				
Loot	-8.790 ^c	(2.602)	-7.899 ^b	(3.466)
Lag resource rent (% GDP)	-0.0629	(0.0483)	-0.0328	(0.0410)
Lag per capita GDP growth	0.0940 ^b	(0.0463)	0.00908	(0.0438)
Population growth	0.0459	(0.203)	0.113	(0.179)
Average years of schooling	-0.0977	(0.230)	0.0486	(0.496)
Inflation	-0.000297 ^c	(0.0000924)	-0.000229 ^b	(0.000111)
Investment (% GDP)	0.0352	(0.0602)	0.126	(0.125)
Trade (% GDP)	0.00452	(0.0107)	-0.0373	(0.0251)
Sub-Saharan Africa	-4.032 ^c	(1.146)		
Middle East and North Africa	-2.213 ^b	(0.859)		
Latin America	-2.029 ^a	(1.062)		
Constant	6.740 ^c	(2.274)	3.634	(3.696)
Panel B: Instability equation				
Dependent variable: Leaders' looting				
Resource stock (% GDP)	-0.00521 ^b	(0.00211)	-0.00294	(0.00208)
Private lending (% GDP)	-0.121 ^c	(0.0469)	-0.125 ^b	(0.0505)
Resource stock × lending	0.000639 ^c	(0.000176)	0.000626 ^c	(0.000177)
Resource stock ²	0.00000687	(0.00000603)	-0.00000347	(0.00000652)
Private debt (% GNI)	0.00174	(0.00713)	-0.00122	(0.00796)
Lag per capita GDP growth	-0.00859	(0.0105)	-0.0136	(0.00954)
Lag real per capita GDP	-6.395 ^c	(1.756)	-4.322 ^b	(1.878)
Lag real per capita GDP ²	0.392 ^c	(0.114)	0.257 ^b	(0.121)
Tenure	0.00180	(0.00904)	-0.00690	(0.00899)
Native European language (%)	-1.604 ^c	(0.574)	-1.654 ^b	(0.725)
Riots	0.119 ^b	(0.0595)	0.119 ^b	(0.0602)
Guerrilla warfare	0.186 ^a	(0.107)	0.108	(0.126)
Anti-government demonstrations	0.0464	(0.0404)	0.0503	(0.0450)
Sub-Saharan Africa	-0.866 ^b	(0.342)	-0.732 ^b	(0.346)
Middle East and North Africa	0.172	(0.420)	0.217	(0.393)
Latin America	2.032 ^c	(0.500)	2.108 ^c	(0.594)
Constant	24.65 ^c	(6.811)	16.75 ^b	(7.371)
Correlation ω	0.741 ^c	(0.149)	0.675 ^b	(0.222)
Variance σ	6.353 ^c	(0.397)	5.966 ^c	(0.363)
Observations	752		752	
Number of countries	44		44	
Log pseudo-likelihood	-2544.0		-2505.9	
Wald test of indep. eq. Chi2(1)	8.342		4.038	

Standard errors clustered at the country level in parentheses. ^a $p < 0.1$, ^b $p < 0.05$, ^c $p < 0.01$

Dependent variables: GDP growth in Panel A (outcome equation) and looting in Panel B (treatment equation). Control for time dummies. The probit equation controls only for regional dummies. Country fixed effects produce inconsistent estimates in a standard probit model due to the incidental parameters problem

Table 4 Effect of lending on growth

Effect of lending on growth	Growth (1)	Growth (2)
Coefficient loot	-8.790 ^c	-7.899 ^b
Pr(loot=1 Mean lending, other controls)	0.069	0.068
Pr(loot=1 Mean lending+std dev, other controls)	0.151	0.128
Increase in probability of loot	0.082 ^c	0.06 ^c
Total	-0.72	-0.47

Column (1) shows the effect without country fixed effects; column (2) with country fixed effects

The variables are set at their mean level (average country) except for resource levels, growth, log GDP per capita, and the number of riots and demonstrations which are set as in Nigeria in the year 1998 (at the end of Abacha's dictatorship). We test whether the partial effect of lending on the probability of looting is different from 0. ^a $p < 0.1$, ^b $p < 0.05$, ^c $p < 0.01$

This result indicates that greater lending to sufficiently resource-rich countries is associated with enhanced likelihood of looting (see Fig. 5). Table 4 also shows a rise in the predicted probability of looting from 0.07 to 0.15 when lending rises by one standard deviation from the mean and other control variables are as in Nigeria in 1998. In many of our sample countries just prior to looting events we see equivalent rises in foreign lending. Both of these results indicate that greater lending in resource-rich countries is associated with greater political instability. Twelve of the 44 countries in our sample had resource wealth large enough to make the overall marginal effect above positive and statistically significant.

Claim 2 is that looting is detrimental to growth. The outcome (growth) model supports this claim as well—see columns (1) and (2) in Panel A. The effect of our looting indicator on growth is negative and it is statistically significant. The point estimate suggests that output per capita drops by nearly 9% in the event of an irregular political turnover.¹⁷

In investigating the effect of looting on growth, we are largely interested in the indirect effect of foreign lending on growth which fuels looting in resource rich countries. This indirect effect is the product of the coefficient of instability in the growth equation (α_1) with the marginal effect of lending on the probability of looting. For expositional purposes, we choose to vary lending (L) relative to GDP by one standard deviation from its mean (respectively $\bar{L} = 2.78$ and $\bar{L} + StdDev = 6.1$). The value of the resource ratios, past growth, per capita GDP and the number of riots and anti-government demonstrations are those of Nigeria in the year 1998—at the end of Sani Abacha's dictatorship.¹⁸ All other variables in the treatment equations were set at their mean levels. Equation (10) is then re-written as:

$$E(\Delta \log(GDPcap)_{it} | \bar{L} + WStdDev) - E(\Delta \log(GDPcap)_{it} | \bar{L}) \\ = \alpha_1 \{ \Pr(Loot = 1 | \bar{L} + StdDev) - \Pr(Loot = 1 | \bar{L}) \}$$

¹⁷Adding five further lags of the looting indicator to the growth equation suggests another loss of 4% of output after two years. There is also no sign of significantly faster growth even up to five years after the irregular political change. This is suggestive of our model's prediction that once looting has occurred little further investment in the economy is worthwhile.

¹⁸Nigeria is not actually in our sample due to missing data on schooling rates. The resource stock to GDP ratio averaged 645 (in percentage terms) between 1970 and 1999.

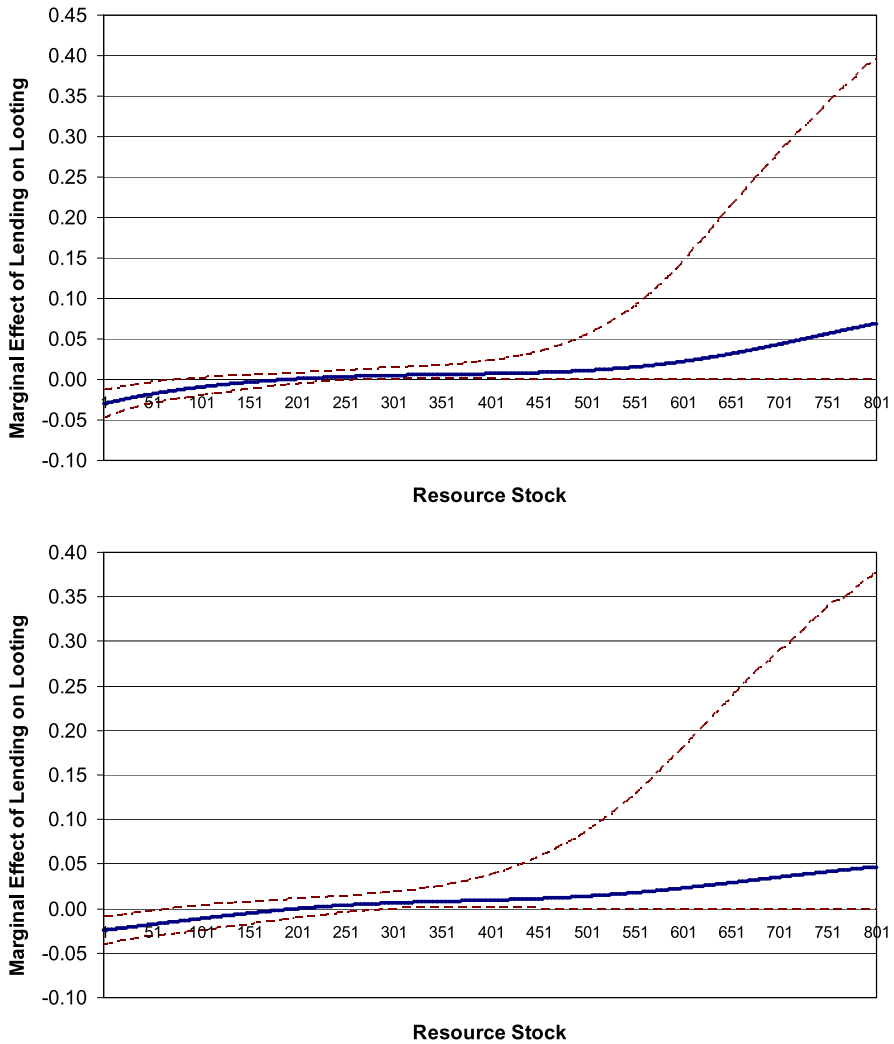


Fig. 5 Marginal effect of lending on looting.

The *full line* represents the marginal effect of lending on the probability of looting as the resource stock increases from 0 to 800% of GDP. The *dotted lines* represent the confidence interval at 5% level. These graphs relate to the baseline regressions performed in Table 3. The *first one* depicts the marginal effect of lending on looting in the absence of country fixed effects, while the *second one* depicts the marginal effect in the presence of country fixed effects

We find in Table 4 that the effect of one standard deviation increase in lending results in an expected decrease in economic growth of 0.72 and 0.47 percentage points for specifications (1) and (2). Together these findings provide strong evidence to support our Claims 1 and 2 and our theoretical model. Lending to resource-rich dictators raises the chance of political instability, leading to low growth.

We also include debt in the looting equation. Our modeling of the dictator would indicate that in general debt would be positively related to looting. Our empirical results are not so clear-cut. The coefficient in the probit equation is positive, but it is not statistically signif-

icant. The lack of a clear finding here could be because the debt to GDP ratio is a noisy measure of the debt burden. Alternatively, this weak finding could be the result of the fact that our model looks at a single dictator's choices across time, while the dataset encompasses a heterogeneous group of states. The relationship between debt and looting becomes more complicated as any given state approaches its aggregate debt constraint. When the debt constraint is slack banks are willing to provide loans, making looting more likely. However, when the constraint becomes tighter, increased indebtedness impacts upon the availability of lending as the supply of credit is rationed. This reduces the scope for obtaining new loans and therefore may render looting less attractive.

The ratio of resource rents to GDP is included in the growth regression as a test of the Dutch Disease hypothesis. We find that the impact on annual growth is negative but it is significant only at the 20% level. This suggests that the claims generated by our model of looting may provide an alternative, or at least complementary channel to the Dutch Disease channel. It also expands on Mehlum et al. (2006) who found evidence consistent with Dutch Disease when institutional quality was poor.¹⁹ We find that even in weak institutional environments foreign lending may be necessary to lead to slow growth.

Regarding the effects of the other control variables on growth we find mixed results. Inflation is negatively associated with growth (p -value = 0.001). The lagged growth rate is positively associated with this year's growth rate (p -value = 0.042). Investment is positively associated with annual growth rates (p -value = 0.558). Schooling is negatively associated with growth (again, not statistically significant). Trade openness is positively associated with growth (p -value = 0.672).²⁰ Overall, our model uses relatively high frequency (annual) data. Using lower frequency data puts our growth regression results more in line with standard empirical growth regressions, but we lose the ability to gauge the immediate impact of looting on the economy.

Further results from the probit equation suggest that riots, guerrilla activity and anti-government demonstrations are positively associated with turnover. These variables are outcomes determining the probability of losing power via repression and consumption sharing. In the theory we model this outcome as a function of the capital stock (or incomes) and the investment in security services. Further work could be done to parameterize this auxiliary equation but it is only of indirect interest to us.

Also, other theories suggest that resources generate civil conflict as interest groups compete to secure rents (Collier and Hoeffler 2004; Caselli 2006). Despite controlling for these conflicts, we find that foreign lending, on the back of resource collateral, impacts on our measure of looting. That is to say, these controls still leave room for the looting hypothesis. The length of tenure is statistically insignificant, while the fraction of population speaking a European language is negatively associated with looting.

¹⁹Both Mehlum et al. (2006), and Corden and Neary (1982) used the value of resource exports relative to GDP as a proxy for resource dependence. They also study average growth over longer horizons than our paper which focuses on short-run output losses. In the original theories of resource dependence (e.g., Corden and Neary), economic dependence on resources is measured as the share of total production accounted for by resource-based activity. Using the export ratio in our growth regression instead reduces the point estimate on the looting variable to -3.2 , and it is no longer significant. Still, in the treatment regression, lending is positively and significantly associated with the probability of looting as before. Finding out why resource exports relative to GDP, but not the ratio of total resource rents to GDP, eliminates the statistical significance of looting on growth is an avenue for further exploration.

²⁰Evidence on the relationship between trade and growth is generally mixed (cf. Yanikaya 2003; and Edwards 1998). According to Rodriguez and Rodrik (2000), the only systematic relationship is "that countries reduce their trade barriers as they get richer".

Finally, a Wald test rejects the null hypothesis that the error term of the looting equation is uncorrelated with the error term of the growth equation. For example, in our baseline specifications, we obtain a test statistic for the null hypothesis that the correlation is zero of $\chi^2(1) = 8.34$ (p -value = 0.0039) without fixed effects in column (1) and $\chi^2(1) = 4.04$ (p -value = 0.045) with fixed effects in column (2). This implies that the joint estimation of the treatment and outcome equations is required to generate unbiased estimates of the other parameters. We also note that the correlation between the errors is estimated to be positive. Unobserved factors positively affecting turnover are also associated with periods of higher growth. This could be the case if the unobservables driving turnover clear the way for better growth.

We now discuss the robustness of our findings to possible endogeneity. It could be argued that our main explanatory variables—lending and resource wealth—may be endogenous and associated with omitted factors that determine looting.

Development and exploitation of natural resources might be pursued where industrial potential (and hence growth potential) is limited for institutional or other social and political reasons. This could also lead to short time horizons for leaders leading to malfeasance, popular discontent and a greater chance of political turnover. If true, this would tend to overstate the impact of resources in our probit model since countries already at risk for looting and slow growth for other reasons simply become reliant on resources by default.

The impact of loans might also be biased, but in this case the bias is likely to be downwards. If banks and companies that invest in countries do so only in the least risky environments, where political turnover is most unlikely, then the marginal impact of capital inflows on looting and growth could be biased downward.²¹

Since both international lending and commodity prices are often determined by forces *external* to developing economies, a set of instrumental variables based on these forces is available. Demand conditions in the principal industrialized countries strongly drive commodity prices (Pindyck and Rotemberg 1990). These prices are key components of measured resource rents and stocks. Similarly, international capital flows to the developing world tend to surge when G-7 interest rates are low (see Calvo et al. 1993, 1994). On the other hand, it would be hard to argue that industrial policies and macroeconomic conditions are related to country-level unobservables that drive variance in our looting variable. These are mainly determined by forces unrelated to the foreign business cycle given the relative magnitudes of economic output and the structure of aggregate global supply and demand.²²

The fact that external forces drive resource wealth and lending make commodity prices and interest rates plausible instruments since they seem to be highly correlated with our potentially endogenous variables and there is little reason to expect that they would affect political instability except via their impact on resource dependence and lending as per the model presented above. Our excluded instruments include global price indexes for 12 key commodities, the yield on three-year US Treasury bonds and the interaction between each price index and the bond yield.²³

²¹Despite this we still find a positive impact of lending which qualitatively supports our main prediction from our model. If this bias dominated, the impact could in fact be larger than we have found.

²²If these external forces affect countries in different ways, or if lending rises more quickly in particular types of countries that are systematically less likely to experience looting there may still be some remaining endogeneity bias. However, much of the variance is inter-temporal rather than in cross-sectional. This raises the plausibility of the identification strategy since it compares the impact of these forces for the same set of countries over time.

²³The commodities include petroleum, natural gas, bauxite, copper, lead, nickel, phosphate, tin, gold, zinc, silver and iron.

Table 5 Second stage Instrumental Variables—Probit for loot equation

	Loot with residuals		Loot without residuals	
	(1)		(2)	
Resource stock (% GDP)	0.00182	(0.00659)	−0.00225	(0.00223)
Private lending (% GDP)	0.127	(0.199)	−0.101 ^b	(0.0482)
Resource stock × lending	−0.000592	(0.00136)	0.000589 ^c	(0.000147)
Resource stock ²	−0.00000398	(0.00000710)	−0.00000324	(0.00000573)
Private debt (% GNI)	−0.00408	(0.0120)	−0.00709	(0.00671)
Lag per capita GDP growth	−0.0137	(0.00995)	−0.0152	(0.00938)
Lag real per capita GDP	−6.865	(4.525)	−4.333	(2.678)
Lag real per capita GDP ²	0.408	(0.291)	0.248	(0.171)
Tenure	−0.0188	(0.0176)	−0.0111	(0.0125)
Native European language (%)	−1.940 ^a	(1.177)	−1.473 ^a	(0.815)
Riots	0.155 ^a	(0.0852)	0.110 ^a	(0.0639)
Guerrilla warfare	0.155	(0.176)	0.124	(0.145)
Anti-government demonstrations	0.0246	(0.0694)	0.0470	(0.0558)
Sub-Saharan Africa	−0.323	(0.457)	−0.495	(0.387)
Middle East and North Africa	0.156	(0.802)	0.432	(0.396)
Latin America	2.212 ^c	(0.700)	2.087 ^c	(0.627)
Residuals resource stock	−0.00398	(0.00621)		
Residuals lending	−0.256	(0.206)		
Residuals resource stock	0.00126	(0.00143)		
Constant	26.55	(17.02)	17.20	(10.67)
Observations	752		752	
Number of countries	44		44	
Log pseudo-likelihood	−132.0		−133.1	
Pseudo <i>R</i> -square	0.185		0.178	
<i>F</i> -test first stage—Resource <i>F</i> (25, 43)	1.99			
<i>F</i> -test first stage—Lending <i>F</i> (25, 43)	18.49			
<i>F</i> -test first stage—Interaction <i>F</i> (25, 43)	2.22			
Test all residuals = 0—Chi2(3)	2.32			
<i>P</i> -value	0.5083			

Standard errors clustered at the country level in parentheses. ^a $p < 0.1$, ^b $p < 0.05$, ^c $p < 0.01$
 The three *F*-tests test the joint significance of the instrumental variables in each of the first-stage regressions.
 The Chi2-test is an endogeneity test of the joint significance of the three residuals

To use these instruments, we report estimation results from a control function approach for our looting equation. This also enables us to test directly the exogeneity of these variables in the political instability equation. The method is a two-step procedure. In the first step, we estimate the residuals of the reduced-form equations for the ratio of resource stocks to GDP, lending and the interaction of the two on the excluded instruments and the other included covariates. The second step is the estimation of the looting probit equation with the addition of the reduced-form residuals as additional explanatory variables. The joint significance of the coefficients of the residuals in the second stage probit equation will be indicative of endogeneity (Smith and Blundell 1986).

For the first stage, we find that the instruments are highly correlated with the (potentially) endogenous variables (full results available upon request). The set of instruments used for lending, resources and their interaction is jointly significant in each of the three reduced form equations.²⁴ Second stage results are reported in Table 5. The residuals are jointly statistically insignificant ($\chi^2(3) = 2.32$, p -value = 0.5083). This finding shows that we cannot reject the null hypothesis that our key explanatory variables are exogenous.²⁵

We also undertook several other robustness checks in addition to those mentioned above. Our results are not being driven solely by African experience. We removed all Sub-Saharan African countries from our sample. This drops the sample size to just 394 country-year observations. Still our results are qualitatively exactly the same as when these countries are included.

We explored a simultaneous system for our two estimating equations. We found that our results regarding the determinants of looting are again qualitatively the same as those found using the treatment regression specification.

Another robustness check uses an alternative measure of political instability. We use an indicator of turnover of all the veto players introduced by Beck et al. (2001) and Keefer (2005).²⁶ The results are available upon request from the corresponding author.²⁷ Our findings for the treatment regression are consistent with our earlier findings using *Loot*. The marginal effect of lending at sufficiently high levels of resources is positive. The point estimates on the turnover of veto players variable is also negative and statistically significant in the growth equation. This suggests that subsequent economic outcomes might be similar after coalition implosion as in the cases examined above.

6 Conclusion

This paper attempts to unravel a mechanism through which the much-discussed resource curse operates. Our main contribution is to show how credit market imperfections impact upon the choices of dictators in resource-rich countries, which in turn leads to instability and slow growth. In our model, a dictator makes a choice between staying and looting. Looting involves the immediate translation of political control into maximum appropriable gain. Such looting is facilitated when international banks are willing to turn natural resources into

²⁴ F -tests for the excluded instruments are as follows: in the resource stock equation $F(25, 43) = 1.99$, p -value = 0.0232; the lending equation $F(25, 43) = 18.49$, p -value = 0.0; the interaction between resources and lending $F(25, 43) = 2.22$, p -value = 0.01.

²⁵ We also replaced lending, resources and their interaction with the price index for petroleum, the three-year US interest rate, and their interaction in the looting probit model. Our results from Claim 1 are once again confirmed. Interest rates enter with a negative sign, and the interaction term is positive. This implies that a marginal decline in US interest rates has a direct positive impact. At the average value of the oil price index, the impact remains positive. Also an instrumental variables linear probability model with fixed effects was run. A Hausman test cannot reject that OLS is consistent.

²⁶ Instead of the turnover of the leader only, this database records the percentage turnover of veto players. In presidential systems, veto players are defined as the president and the largest party in the legislature, and in parliamentary systems, the veto players are defined as the PM and the three largest government parties. There are 35 instances out of 676 country-year observations when such a turnover occurs. Note that in the DPI, the turnover of all the veto players is almost systematically reported a year after the actual turnover of leadership—checked with both Bueno de Mesquita et al. (2003) and the detailed documentation from Archigos. We have corrected this discrepancy accordingly.

²⁷ They can also be downloaded from the following website: www.commerce.uct.ac.za/Economics/Staff/msarr.

loans. The incentives for staying, on the other hand, result from the opportunity for taking advantage of the country's potential productivity while remaining in power.

Our model suggests that the dictator will be fundamentally influenced in this choice by the level of lending afforded by external banking institutions. The opportunity cost to staying and investing in the economy increases directly with any increase in the liquidity being afforded.

Our story is closely related to the literature on “odious debt” (Jayachandran and Kremer 2006). Odious debt may result when lending to autocrats results in little for the country concerned other than debt. Our story is also related to the literature on efficient contracts for sovereign lending (Bulow 2002; Kletzer and Wright 2000). We have demonstrated here that unstructured resource-based lending is the antithesis of efficient sovereign loan contracting, and odious debts are the result. Our point here is that the indebtedness and poor performance of these resource-rich economies is as much a result of the poor contracting by the financial sector as it is the unchecked power and poor institutions within the debtor regimes. It takes negligence or malfeasance by both the parties to make a bad contract. These bad contracts, together with the weak institutions in the resource-rich nations, create the environment within which non-investment, instability, and debt are generated—hence the resource curse.

The importance of restricting short term liquidity to aid the enforceability of loan agreements has been long-noted (Bulow and Rogoff 1989) as has been the tendency of banks to ignore such advice (Bulow 2002). The problem is argued to be one of moral hazard in the financial markets, where banks fail to internalise the risks of default because of the belief that sovereign debts will ultimately be “worked out” and particularly those with large amounts of natural resources underlying them.²⁸ The failure of the financial sector to internalize these risks places these costs upon the peoples of the countries concerned.

We find strong evidence to support our main prediction that unsound lending to dictators in resource rich countries results in instability, and ultimately in slower economic growth. Here, resources become a curse when imperfect domestic and international institutions (political and financial markets) interact to produce political instability, which in turn impedes economic growth. Poor lending practices is one channel through which the resource curse operates.

There are many approaches advocated to deal with this sort of moral hazard Bulow (2002) believes that the problem is traceable, fundamentally, to the intervention of external institutions in rescuing commercial banks from defaults. Banks engage in moral hazard in these lending practices on account of a fundamental failure of belief in the possibility of default. He recommends that banks should be made to execute loan agreements under domestic laws, enforceable only in domestic courts, in order to ensure that the debtor state's interests are taken into consideration. It is argued by some that advance due diligence in lending should be a requirement for the enforceability of the resulting debt (Jayachandran et al. 2006). One possibility is to require that any loans be more structured obligations, relying on specified investments rather than general assets. This would ensure that banks required investments as a result of loans, and that these investments were of a sort that could generate returns to the bank. Finally, it may be more appropriate to encourage FDI rather than

²⁸Empirical work documents that private holdings of sovereign debt are not harmed by the fact of default. As Klingen et al. (2004) have demonstrated, “the strategy of rolling over and waiting for a debt restructuring with official backing seems to have worked well in containing losses and even making profits in some cases. From the banks' perspective, the write downs (...) were offset by the high prices of the restructured instruments, i.e., an expectation that the new claims would probably be honored.”

sovereign debt, again rendering recourse to domestic institutions necessary. All of these approaches may reduce the availability of debt in general, but our analysis indicates that this may be a good thing.

Acknowledgements We would like to thank Chen Le-Yu, Toke Aidt, Imran Rasul, Simon Lee, Lars Nesheim, Nicola Pavoni, Ragnar Torvik, John Hartwick, Chris Knittel and seminar participants at the University of Birmingham, University College London, University of Oxford, University of Cape Town, University of Warwick, Cornell University, Venice University, UCLA, Stanford GSB, and the Indian Statistical Institute Delhi for their valuable comments. We also thank Kirk Hamilton and Giovanni Ruta for sharing their data on natural resources with us. We extend our appreciation to Public Choice Editor in Chief William Shughart and the reviewers for their helpful comments. Finally, Mare Sarr gratefully acknowledges financial support from Economic Research Southern Africa (ERSA) and Erwin Bulte would like to thank the Dutch Organization for Scientific Research (N.W.O.) for financial support (grant nr. 452-04-333). The usual disclaimer applies.

Open Access This article is distributed under the terms of the Creative Commons Attribution Noncommercial License which permits any noncommercial use, distribution, and reproduction in any medium, provided the original author(s) and source are credited.

References

- Acemoglu, D., Johnson, S., & Robinson, J. A. (2001). The colonial origins of comparative development: an empirical investigation. *American Economic Review*, *91*, 1369–1401.
- Acemoglu, D., Robinson, J. A., & Verdier, T. (2004). Kleptocracy and divide-and-rule: a model of personal rule. *Journal of the European Economic Association*, *31*, 162–192.
- Akerlof, G., & Romer, P. (1994). *Looting: the economic underworld of bankruptcy for profit*. NBER working paper, No. R1869.
- Alesina, A., Özler, S., Roubini, N., & Swagel, P. (1996). Political instability and economic growth. *Journal of Economic Growth*, *1*, 189–211.
- Azam, J. P. (1995). How to pay for the peace? A theoretical framework with references to African countries. *Public Choice*, *83*, 173–184.
- Banks, A. (2001). *Cross-national time-series data archive*. Center for Comparative Political Research, State University of New York (Binghamton).
- Barro, R. J., & Lee, J.-W. (2000). *International data on educational attainment: Update and implications*. CID working paper, No. 42.
- Barro, R. J., & Sala-i-Martin, X. (1995). *Economic growth*. Cambridge: MIT Press.
- Bates, R. (2008). *When things fell apart: state failure in late century Africa*. Cambridge: Cambridge University Press.
- Beck, T., Clarke, G., Groff, A., Keefer, P., & Walsh, P. (2001). New tools in comparative political economy: the database of political institutions. *World Bank Economic Review*, *15*(1), 165–176.
- Bueno de Mesquita, B., Smith, A., Siverson, R., & Morrow, J. (2003). *The logic of political survival*. Cambridge: MIT Press.
- Bulow, J. (2002). First world governments and third world debt. *Brookings Papers on Economic Activity*, *Vol. 2002*(1), 229–255.
- Bulow, J., & Rogoff, K. (1989). A constant recontracting model of sovereign debt. *Journal of Political Economy*, *97*(1), 155–178.
- Calvo, G., Leiderman, L., & Reinhart, C. (1993). Capital inflows and real exchange rate appreciation in Latin America: the role of external factors. *IMF Staff Papers*, *40*, 108–150.
- Calvo, G., Leiderman, L., & Reinhart, C. (1994). The capital inflows problem: concepts and issues. *Contemporary Economic Policy*, *12*, 54–66.
- Caselli, F. (2006). *Power struggles and the natural-resource curse*. LSE working paper.
- Cheibub, J., & Gandhi, J. (2004). *A six-fold measure of democracies and dictatorships*. Prepared for the Annual Meeting of the American Political Science Association, Chicago, September 2004.
- Collier, P., & Hoeffler, A. (2004). Greed and grievance in civil war. *Oxford Economic Papers*, *56*(4), 563–595.
- Corden, M. W., & Neary, P. (1982). Booming sector and de-industrialization in a small open economy. *Economic Journal*, *92*, 825–848.
- Eaton, J., & Gersovitz, M. (1981). Debt with potential repudiation: theoretical and empirical analysis. *Review of Economic Studies*, *48*, 289–309.

- Edwards, S. (1998). Openness, productivity and growth: what do we really know? *Economic Journal*, 108, 383–398.
- Goemans, H. E., Gleditsch, K. S., & Chiozza, G. (2009). Introducing Archigos: a data set of political leaders. *Journal of Peace Research*, 46(2), 269–283.
- Hall, R., & Jones, C. I. (1999). Why do some countries produce so much more output per worker than others? *Quarterly Journal of Economics*, 114, 83–116.
- Heston, A., Summers, R., & Aten, B. (2006). *Penn world table version 6.2*. Center for International Comparisons of Production, Income and Prices, University of Pennsylvania.
- Isham, J., Woolcock, M., Pritchett, L., & Busby, G. (2005). The varieties of resource experience: natural resource export structures affect the political economy of economic growth. *World Bank Economic Review*, 19, 141–174.
- Jayachandran, S., & Kremer, M. (2006). Odious debt. *American Economic Review*, 96(1), 82–92.
- Jayachandran, S., Kremer, M., & Shafter, S. (2006). *Applying the odious debt doctrine while preserving legitimate lending*. Paper presented at the Center for International Development.
- Keefer, P. (2005). *DPI2004 database of political institutions: changes and variable definitions*. Development Research Group. The World Bank.
- Kletzer, K., & Wright, B. (2000). Sovereign debt as intertemporal barter. *American Economic Review*, 90(3), 621–639.
- Klingen, C. A., Weder, B., & Zettelmeyer, J. (2004). How private creditors fared in emerging debt markets, 1970–2000. IMF working paper, WP/04/13.
- Londregan, J. B., & Poole, K. T. (1990). Poverty, the coup trap and the seizure of executive power. *World Politics*, 42, 151–183.
- Manzano, O., & Rigobon, R. (2001). *Resource curse or debt overhang?* NBER working paper, No 8390, Cambridge MA.
- Mason, R., & Swanson, T. (1996). Long-term liability and the choice of liquidation. *The Geneva Papers on Risk and Insurance*, 21, 204–223.
- McGuire, M. C., & Olson, M. (1996). The economics of autocracy and majority rule: the invisible hand and the use of force. *Journal of Economic Literature*, 34, 72–96.
- Mehlum, H., Moene, K., & Torvik, R. (2006). Institutions and the resource curse. *Economic Journal*, 116, 1–20.
- Overland, J., Simons, K. L., & Spagat, M. (2005). Political instability and growth in dictatorships. *Public Choice*, 25, 445–470.
- Pindyck, R. S., & Rotemberg, J. J. (1990). The excess co-movement of commodity prices. *Economic Journal*, 100, 1173–1189.
- Raffer, K., & Singer, H. (2001). *The economic north-south divide: six decades of unequal development*. Cheltenham: Edward Elgar.
- Robinson, J. A., Torvik, R., & Verdier, T. (2006). Political foundations of the resource curse. *Journal of Development Economics*, 79, 447–468.
- Rodriguez, F., & Rodrik, D. (2000). Trade policy and economic growth: a skeptic's guide to the cross-national evidence. In Ben Bernanke K. S. Rogoff (Eds), *NBER Macroeconomics annual 2000*, Cambridge: MIT Press.
- Rodrik, D., Subramanian, A., & Trebbi, F. (2004). Institutions rule: the primacy of institutions over geography and integration in economic development. *Journal of Economic Growth*, 9(2), 131–165.
- Ross, M. (2001). Does oil hinder democracy. *World Politics*, 53, 325–361.
- Rust, J. (1987). Optimal replacement of GMC bus engines: An empirical model of Harold Zurcher. *Econometrica*, 55, 999–1033.
- Rust, J. (1994). Structural estimation of Markov decision processes. In *Handbook of econometrics* (Vol. 4, pp. 3081–3145).
- Sachs, J., & Warner, A. (1995). *Natural resource abundance and economic growth*. NBER working paper, No 5398.
- Sachs, J. D., & Warner, A. (1997). Sources of slow growth in African economies. *Journal of African Economies*, 6, 335–376.
- Sampson, A. (1982). *The money lenders: bankers and a world in turmoil*. New York: Viking Press.
- Sarr, M., Bulte, E., Meissner, C., & Swanson, T. (2010). *External interventions and political instability: the dictator model*. Mimeo.
- Smith, R. J., & Blundell, R. W. (1986). An exogeneity test for a simultaneous equation Tobit model with an application to labor supply. *Econometrica*, 54, 679–685.
- Stiglitz, J. E., & Weiss, A. (1981). Credit rationing in markets with imperfect information. *American Economic Review*, 71, 393–410.
- Usui, N. (1997). Dutch Disease and policy adjustments to the oil boom: a comparative study of Indonesia and Mexico. *Resource Policy*, 23, 151–162.

- Weinthal, E., & Luong, P. J. (2006). Combating the resource curse: an alternative solution to managing mineral wealth. *Perspectives on Politics*, 4, 35–53.
- World Bank (2006a). *Global Development Finance*.
- World Bank (2006b). *World Development Indicators*.
- Yanikaya, H. (2003). Trade and economic growth: a cross country empirical investigation. *Journal of Development Economics*, 72, 57–89.